




IDEAL ELECTRICAL FULL-LINE CATALOG

WIRE TERMINATION | TOOLS & SUPPLIES | TEST & MEASUREMENT | DATACOM



THE ELECTRICIAN'S
CHAMPION™ **IDEAL**®

From Cut to Test, IDEAL
Electrical is the only brand
that touches every part of
the process.





TWISTER® WIRE
CONNECTOR
Page A-7

THE ELECTRICIAN'S
CHAMPION™  **IDEAL**®

TABLE OF CONTENTS

WIRE TERMINATION

Twist-on Wire Connectors	A-6
Twister® Wire Connectors	A-7
WeatherProof™ & UnderGround™ Wire Connectors	A-8
BUCHANAN Wire Connectors	A-10
In-Sure® Push-In Wire Connectors	A-13
SpliceLine® In-Line Wire Connectors ...	A-13
PowerPlug® Luminaire Disconnects	A-15
Grounding Products	A-17
SLK® Disconnect Fuse Kits	A-22
Crimp Terminals & Splices	A-29
Terminal Strips	A-33
BUCHANAN B-TAP® Connectors	A-36

TOOLS & SUPPLIES

Fish Tapes & Accessories	B-3
Fishing Poles	B-7
Wire Pulling Lubricants & Accessories	B-8
Pulling Supplies	B-12
Conduit Benders	B-14
Wire Strippers	B-16
Pliers	B-21
Miscellaneous Hand Tools	B-24
Cable Cutters	B-27
Screwdrivers	B-29
Industrial Bits & Accessories	B-38
Insulated Hand Tools	B-40
Tool Carriers, Bags & Backpacks	B-47
Hand Tool Kits	B-53
Power Tool Accessories	B-58
Electrical Tape & Sealant	B-70
Wire Management	B-77

TOOLS & SUPPLIES

Heat Shrink	B-89
Lockout/Tagout	B-94

AEROSPACE

Stripmaster® Wire Strippers	C-4
Wire Strippers	C-9
Pneumatic Wire Strippers	C-15

TEST & MEASUREMENT

Circuit Tracers	D-3
Circuit Breaker Finders	D-7
Circuit Analyzers	D-10
Clamp Meters	D-13
Multimeters	D-19
Voltage Testers	D-23
Receptacle Testers	D-24
Non-Contact Voltage Testers	D-29
Infrared Thermometers	D-32
Specialty Testers	D-34
Accessories	D-36

DATACOM/NETWORKS

Testers	E-3
Compression Tools & Connectors	E-4
Crimp Tools/Die Sets	E-6
Tools	E-8
Modular Plugs	E-9
Low-Voltage IDC	E-11
Wire Strippers	D-12
Splitters	E-13
Kits	E-14
Fiber Optics	E-17

WIRE TERMINATION

INGENUITY & PERFORMANCE

From the introduction of our first twist-on wire connector in 1924, IDEAL has been the leading force in wire termination technology. Through ingenuity, proven performance and innovative engineering, IDEAL continues to lead the electrical industry with products that deliver more than the price paid.

TWIST-ON WIRE CONNECTORS

Wire-Nut® Wire Connectors.....	A-5
Wing-Nut® Wire Connectors	A-6
Twister® Wire Connectors	A-7
Twister® Pro & ProFLEX™ Wire Connectors	A-7
WeatherProof & UnderGround Wire Connectors	A-8
Twister® Al/Cu Wire Connectors.....	A-9
B-CAP® Wire Connectors.....	A-10
B-TWIST™ Wire Connectors.....	A-10
WireTwist®/WingTwist® Wire Connectors.....	A-11

PUSH-IN WIRE CONNECTORS

In-Sure® Push-In Lever Wire Connectors.....	A-14
In-Sure® MC-PCS Wire Connectors.....	A-14
In-Sure® Push-In Wire Connectors	A-15
SpliceLine® In-Line Wire Connectors.....	A-15

LUMINAIRE DISCONNECTS

PowerPlug® Luminaire Disconnects...	A-17
-------------------------------------	------

GROUNDING PRODUCTS

Grounding Pigtailed.....	A-19
Grounding Screws.....	A-20
Non-Grounding Pigtailed.....	A-20
Grounding Wire Connectors.....	A-20

CRIMP CONNECTORS.....A-21

STREETLIGHT KITS

SLK®	A-23
BUCHANAN Streetlight Kits	A-27

CRIMP TERMINALS

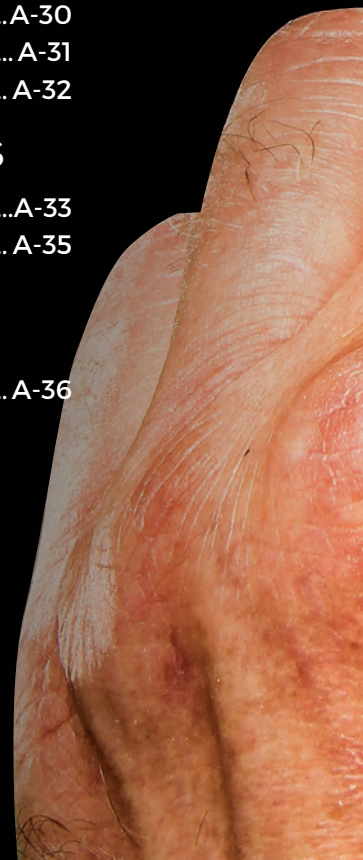
Ring.....	A-30
Spade.....	A-30
Disconnects.....	A-31
Splices	A-32

TERMINAL/BARRIER STRIPS

Terminal Strips.....	A-33
Barrier Strips.....	A-35

TAP CONNECTORS

B-TAP® Insulation-Piercing Connectors	A-36
------------------------------------------------	------



TWISTER® PROFLEX™
WIRE CONNECTOR
Page A-7




THE ELECTRICIAN'S
CHAMPION™ 

TWIST-ON WIRE CONNECTORS... A DESIGN FOR EVERY APPLICATION.

Wire-Nut® Wire Connectors - The American Classic Since 1928

This American classic is the original connector that started it all. The Wire-Nut® Wire Connector has five color-coded models that cover a full range of applications from 22 to 6 AWG. The ribbed shell provides a positive grip and the fixed, square-wire spring provides a secure connection.



Wing-Nut® Wire Connectors - High-Leverage Wing

For extra leverage and superior torque, the Wing-Nut® Wire Connector provides an easy, secure grip when connecting a wide range of wires. The specially designed contoured wings make for extra torque and quick work on any electrical job. Three models cover from 18 to 6 AWG and include, the **Red 452® Wing-Nut® with the widest range of any wing-styled connector in the industry.**



Twister® Wire Connectors - Comfortable, Swept Wing

The industry's choice for comfort. With three models, the Twister® Wire Connector easily handles the most common wiring configurations for residential construction projects from 22 to 6 AWG. A patented, expanding square-wire spring helps to ensure a quick, secure connection.



Twister® Pro Wire Connectors - Widest-Wire Range

The Twister Pro® and ProFLEX™ family combines the most comfortable wire connector from IDEAL Electrical with the widest wire range of any multi-colored connectors in the industry. These connectors are designed with a live-action spring and high-leverage wings that provide excellent grip and torque. The ProFLEX™ and ProFLEX™ Mini are also engineered with a flexible skirt for added protection, providing everyday performance professional electricians can trust.



B-CAP® Wire Connectors - Low-Profile Fin

The B-CAP® Wire Connector gets you into those hard-to-reach spots comfortably, especially when you're retrofitting or updating. The contoured classic fin design provides a secure grip for extra torque, while the expanding interior spring accepts a wide range of wire sizes and combinations. Three models cover from 22 through 6 AWG.



B-Twist™ Wire Connectors - Long, Swept Wing, Fast-Start Spring

The All-in-One connector that gets the job done. The B-Twist™ Wire Connector combines all the features of red and yellow wire connectors in one outstanding design. The rounded "dial-top" provides fast, fingertip starts that come to torque quickly and the low-profile design fits easily into electrical boxes. With a super-wide range, the B-Twist™ provides top performance at a great value.



WeatherProof (Above Grade) / UnderGround (Below Grade) Wire Connectors

Twist-on connectors for underground and wet location installations. Six models cover a wide range of wire sizes from 22 through 6 AWG. The WeatherProof and UnderGround Wire Connector line features a 100% non-hardening silicone sealant to provide safe, moisture-free electrical connections. UL Listed and CSA Certified for damp/wet and direct burial applications.

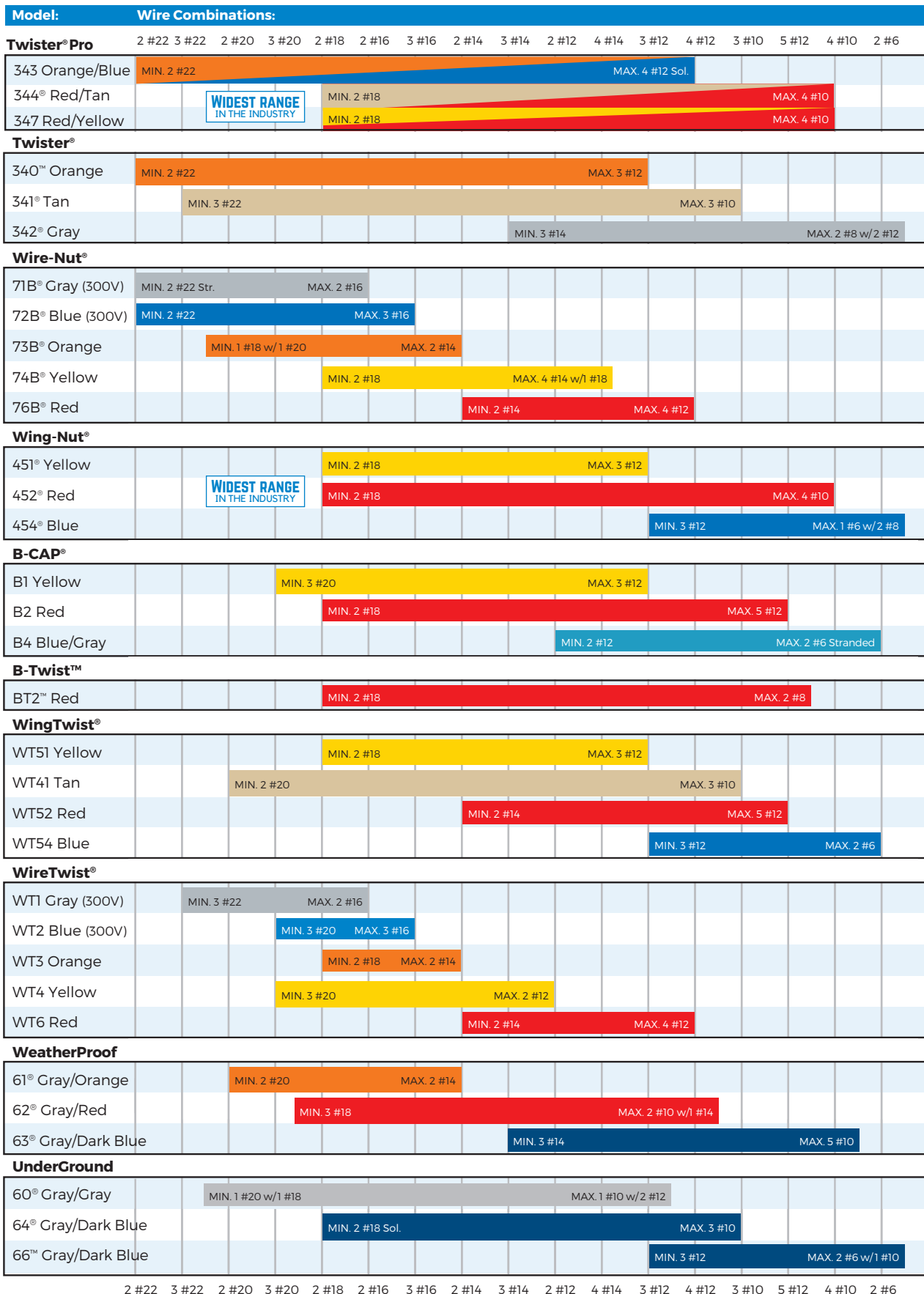


Twister® Al/Cu Wire Connectors - Al/Cu Connections

The only twist-on connector for aluminum-to-copper connections. The specially formulated anti-oxidant compound prevents oxidation on aluminum conductors for improved conductivity and cooler connections. UL Listed and CSA Certified for aluminum-to-copper connections.



WIRE RANGE CHART



2 #22 3 #22 2 #20 3 #20 2 #18 2 #16 3 #16 2 #14 3 #14 2 #12 4 #14 3 #12 4 #12 3 #10 5 #12 4 #10 2 #6

Wire-Nut® Wire Connectors

The American Classic Since 1928

- Fixed square spring for a secure hold
- Refined range to handle all common applications
- Positive grip shell that is perfect to twist-on with fingers
- Excellent for fine stranded wire applications
- UL Listed to 105°C (221°F)



Model	Color	Wire Combination Range	Wire Combination Range (mm)	Quantity	Part No.
71B®	Gray	300V 22 to 16 AWG Min. 2 #22 Str. – Max. 2 #16	300V .34mm ² to 1,5mm ² Min. 2-.34mm ² Max. 3-1,5mm ²	Box of 100	30-071
				Carton of 1,000	30-171
				Barrel of 25,000	30-271
72B®	Blue	300V 22 to 14 AWG Min. 2 #22 – Max. 3 #16	300V .34mm ² to 2,5mm ² Min. 2-.34mm ² Max. 3-1,5mm ²	Box of 100	30-072
				Carton of 1,000	30-172
				Barrel of 10,000	30-272
73B®	Orange	600V* 22 to 14 AWG Min. 1 #18 w/1 #20 Max. 2 #14	600V* .34mm ² to 2,5mm ² Min. 1-.75mm ² w/1-.50mm ² Max. 4-1,5mm ² w/1-.50mm ²	Barrel of 85,000	30-872
				Box of 100	30-073
				Jar of 300	30-073J
74B®	Yellow	600V* 18 to 12 AWG Min. 2 #18 Max. 4 #14 w/1 #18	600V* .75mm ² to 4,0mm ² Min. 2-.75mm ² Max. 4-2,5mm ² w/1-.75mm ²	Carton of 1,000	30-173
				Bag of 500	30-273
				Barrel of 10,000	30-673
76B®	Red	600V* 18 to 6 AWG Min. 2 #14 Max. 4 #12	600V* .75mm ² to 16,0mm ² Min. 2-2,5mm ² Max. 2-4,0mm ²	Barrel of 50,000	30-873
				Box of 100	30-074
				Jar of 175	30-074J
74B®	Yellow	600V* 18 to 12 AWG Min. 2 #18 Max. 4 #14 w/1 #18	600V* .75mm ² to 4,0mm ² Min. 2-.75mm ² Max. 4-2,5mm ² w/1-.75mm ²	Bag of 500	30-274
				Carton of 1,000	30-174
				Barrel of 5,000	30-674
76B®	Red	600V* 18 to 6 AWG Min. 2 #14 Max. 4 #12	600V* .75mm ² to 16,0mm ² Min. 2-2,5mm ² Max. 2-4,0mm ²	Barrel of 35,000	30-874
				Box of 100	30-076
				Jar of 150	30-076J
76B®	Red	600V* 18 to 6 AWG Min. 2 #14 Max. 4 #12	600V* .75mm ² to 16,0mm ² Min. 2-2,5mm ² Max. 2-4,0mm ²	Bag of 250	30-276
				Carton of 1,000	30-176
				Barrel of 15,000	30-876

*1,000V maximum in fixtures and signs

High-Temp Wire-Nut® Wire Connectors

All of the same features as the Wire-Nut® Wire Connector, plus:

- Black, thermoplastic shell designed to withstand extreme heat build-up found in high-wattage light fixtures and signs
- UL Listed to 150°C (302°F)



Model	Color	Wire Combination Range	Wire Combination Range (mm)	Quantity	Part No.
71B®	Black	300V 22 to 16 AWG Min. 2 #22 Str – Max. 2 #16	300V .34mm ² to 1,5mm ² Min. 2-.34mm ² – Max. 2-1,5mm ²	Box of 100	30-3627
				Carton of 1,000	30-151
				Barrel of 25,000	30-251
72B®	Black	300V 22 to 14 AWG Min. 2 #22 – Max. 3 #16	300V .34mm ² to 2,5mm ² Min. 2-.34mm ² – Max. 3-1,5mm ²	Box of 100	30-3628
				Carton of 1,000	30-152
				Barrel of 10,000	30-252
73B®	Black	600V* 22 to 14 AWG Min. 1 #18 w/1 #20 - Max. 2 #14	600V* .34mm ² to 2,5mm ² Min. 1-.75mm ² – Max. 4-1,5mm ² w/1-.50mm ²	Box of 100	30-3629
				Carton of 1,000	30-153
				Barrel of 10,000	30-253
59B™	Black	600V* 22 to 12 AWG Min. 2 #20 – Max. 3 #14	600V* .34mm ² to 4,0mm ² Min. 2-.5mm ² – Max. 3-2,5mm ²	Barrel of 50,000	30-803
				Box of 100	30-059
				Carton of 1,000	30-159
59B™	Black	600V* 22 to 12 AWG Min. 2 #20 – Max. 3 #14	600V* .34mm ² to 4,0mm ² Min. 2-.5mm ² – Max. 3-2,5mm ²	Barrel of 5,000	30-259

*1,000V maximum in fixtures and signs

Wing-Nut® Wire Connectors

High-Leverage Wing

- Contoured wing profile provides extra leverage for superior torque
- Expanding, live-action spring expands to accommodate a wide range of wire sizes and combinations
- Copolymer shell expands for smooth, progressive tightening providing dependable connections
- Removable for repeat usage on same size or larger combinations
- Tough, UL94V-2 flame retardant shell rated at 105°C (221°F)



Model	Color	Wire Combination Range	Wire Combination Range (mm)	Quantity	Part No.
451°	Yellow	600V* 18 to 10 AWG Min. 2 #18 - Max. 3 #12	600V* .75mm ² to 6,0mm ² Min. 2-.75mm ² - Max. 3-4,0mm ²	Box of 100	30-451
				Jar of 225	30-451J
				Carton of 1,000	30-551
				Jar of 500	30-651J
				Bag of 500	30-651
				Barrel of 35,000	30-851
452°	Red	600V* 18 to 8 AWG Min. 2 #18 - Max. 4 #10 (Widest range in the Industry!)	600V* .75mm ² to 10,0mm ² Min. 2-.75mm ² - Max. 4-6,0mm ²	Box of 100	30-452
				Jar of 300	30-452J
				Carton of 1,000	30-552
				Jar of 500	30-652J
				Bag of 500	30-652
				Barrel of 25,000	30-852
454°	Blue	600V* 14 to 6 AWG Min. 3 #12 - Max. 1 #6 w/2 #8	600V* 2,5mm ² to 16,0mm ² Min. 3-4,0mm ² - Max. 2-16,0mm ² w/1-4,0mm ²	Box of 25	30-454
				Carton of 250	30-554
				Bag of 100	30-654

*1,000V maximum in fixtures and signs

Greenie® Grounding Wire Connectors

- Designed for making ground connections and bonding non-metallic sheathed cable
- Contoured wings for superior leverage
- Live-action, square-wire spring provides quality grounding connections
- Tough, UL 94V-2 flame-retardant shell rated at 105°C (221°F)
- UL 486C & UL 467 Listed



Model	Color	Wire Combination Range	Wire Combination Range (mm)	Quantity	Part No.
92°	Green	14 to 10 AWG Min. 2 #14 - Max. 4 #12	2,5mm ² to 6,0mm ² Min. 2-2,5mm ² Max. 2-4,0mm ² w/1-2,5mm ²	Box of 100	30-092
				Jar of 150	30-092J
				Bag of 500	30-292
				Carton of 1,000	30-192
				Barrel of 25,000	30-992

Greenie® Grounding Connector fully meets the intent of the NEC and specifically aids in compliance with the following:

ARTICLE 250: GROUNDING

250-146 Connecting Receptacle Grounding Terminal to Box

250-148 Continuity and Attachment of Equipment Grounding Conductors to Boxes

- (B) Grounding continuity
- (D) Nonmetallic boxes

See Page A-17 for more IDEAL Grounding Products.

Twister® Wire Connectors - Preferred Choice for Residential Jobs

Comfortable Swept Wing

- Swept wings for more comfort, extra leverage, and less effort on large combinations
- Expanding, live-action spring supports a wide range of common wiring configurations
- Polypropylene shell expands for smooth, progressive tightening providing dependable connections
- Hexagonal shape accommodates standard nut driver for easy installation
- Quick take-up on even the toughest combinations, including solid-to-stranded
- UL Listed to 105°C (221°F)



Cu/Cu Only



Model	Color	Wire Combination Range	Wire Combination Range (mm)	Quantity	Part No.
341°	Tan	600V* 22 to 8 AWG Min. 3 #22 - Max. 3 #10	600V* .34mm ² to 10,0mm ² Min. 3-.34mm ² - Max. 3-6,0mm ²	Box of 100	30-341
				Jar of 750	30-341J
				Carton of 1,000	30-541
				Bag of 500	30-641
				Jar of 500	30-641J
				Barrel of 25,000	30-841
342°	Gray	600V* 18 to 6 AWG Min. 3 #14 - Max. 2 #8 w/2 #12	600V* .75mm ² to 10,0mm ² Min. 3-2,5mm ² - Max. 2-10,0mm ² w/2-4,0mm ²	Box of 50	30-342
				Bag of 250	30-642
				Barrel of 15,000	30-842

*1,000V maximum in fixtures and signs

Twister® Pro Wire Connectors

Widest Wire Range

- Widest Wire Range of any multi-colored wire connectors in the industry
- Models 343 & 347 flexible skirt provides improved protection and adapts to tightly fit electrical boxes with limited space
- Swept wing design with SureGrip™ overmold offers greater comfort, leverage, and torque for faster connections
- Expanding square-wire spring and polypropylene shell deliver a secure connection every time
- Tough, UL 94V-2 flame-retardant shell



Cu/Cu Only



Model	Color	Wire Combination Range	Wire Combination Range (mm)	Quantity	Part No.
343	Orange/Blue	600V* 22 to 12 AWG Min. 2 #22 - Max. 4 #12 Sol. WIDEST RANGE in the Industry of any other Orange/Blue connector.	600V* .34mm ² to 4,0mm ² Min. 2 - .34mm ² Max. 4 - 4,0mm ²	Box of 100	30-343
				Jar of 500	30-643J
				Barrel of 35,000	30-843
344°	Red/Tan	600V* 22 to 8 AWG Min. 2 #18 - Max. 4 #10 WIDEST RANGE in the Industry!	600V* .34mm ² to 10,0mm ² Min. 2 - .75mm ² Max. 4,0 - 6,0mm ²	Box of 50	30-144
				Jar of 250	30-244J
				Jar of 500	30-644J
				Barrel of 20,000	30-944
347	Red/Yellow	1000V 22 to 8 AWG Min. 2 #18 - Max. 4 #10 WIDEST RANGE in the industry!	1000V .34mm ² to 10,0mm ² Min. 2 .75mm ² Max. 4,0 - 6,0mm ²	Box of 50	30-1047
				Bag of 250	30-347
				Jar of 400	30-1347JR
				Barrel of 15,000	30-747

*1,000V maximum in fixtures and signs

WeatherProof Wire Connectors

Above Grade (Ground) Use



- 100% Silicone-based sealant protects against moisture and corrosion
- UL Listed to 486G Sealed Twist-On Wire Connector for use in damp/wet locations or above-grade applications
- Easy to apply, pre-filled twist-on wire connectors
- Swept-wing design is built for comfort and efficiency
- Eliminates the need for heat-shrink or excessive taping
- Tough, UL 94V-2 flame-retardant shell rated at 105°C (221°F)



UnderGround Wire Connectors

Below Grade (Ground) Use



- 100% Silicone-based sealant protects against moisture and corrosion
- UL Listed to 486G Sealed Twist-On Wire Connector for use in damp/wet locations or direct burial/below-grade applications
- Easy to apply, pre-filled twist-on wire connectors
- Expanding, live-action square-wire spring for fast, secure and long-lasting connections
- Deep skirt provides superior moisture resistance to protect connections
- Tough, UL 94V-2 flame-retardant shell rated at 105°C (221°F)
- Tested to meet UL 486D section 9.5, Direct Burial sequence.



WeatherProof Wire Connectors					
Model	Color	Wire Combination Range	Wire Combination Range (mm)	Quantity	Part No.
61°	Gray/Orange	600V* 22 to 14 AWG Min. 2 #20 - Max. 2 #14	600V* .34mm ² to 4.0mm ² Min. 2-.5mm ² - Max. 2-2.5mm ²	Card of 25	30-1161
				Jar of 150	30-1261J
				Carton of 1,000	30-1361
62°	Gray/Red	600V* 18 to 8 AWG Min. 3 #18 - Max. 2 #10 w/1 #14	600V* .75mm ² to 10.0mm ² Min. 2-1.5mm ² Sol. - Max. 2-6.0mm ²	Card of 20	30-1162
				Jar of 100	30-1262J
				Carton of 1,000	30-1362
63°	Gray/Dk. Blue	600V* 16 to 6 AWG Min. 3 #14 - Max. 5 #10	600V* 1.5mm ² to 16.0mm ² Min. 3-2.5mm ² Sol. - Max. 5-6.0mm ²	Card of 15	30-1163
				Jar of 50	30-1263J
				Carton of 1,000	30-1363
UnderGround Wire Connectors					
Model	Color	Wire Combination Range	Wire Combination Range (mm)	Quantity	Part No.
60°	Gray/Gray	600V* 20 to 10 AWG Min. 1 #20 w/1 #18 Max. 1 #10 w/2 #12	600V* .5mm ² to 6.0mm ² Min. 1-.5mm ² w/1.75mm ² Max. 1-6.0mm ² w/2-4.0mm ²	Card of 25	30-1160
				Box of 100	30-1260
64°	Gray/Dk. Blue	600V* 18 to 8 AWG Min. 2 #18 Sol. - Max. 3 #10	600V* .75mm ² to 10.0mm ² Min. 2-.75mm ² Sol. - Max. 3-6.0mm ²	Box of 50	30-1264
66™	Gray/Dk. Blue	600V* 14 to 6 AWG Min. 3 #12 - Max. 2 #6 w/1 #10	600V* 2.5mm ² to 16.0mm ² Min. 3-4.0mm ² Sol. - Max. 2-16.0mm ² w/1-6.0mm ²	Box of 50	30-1066

*1,000V maximum in fixtures and signs

WeatherProof & UnderGround Wire Connector Combo Packs



Combination Packages			
Model	Color	Quantity	Part No.
61°/62°	Gray/Orange · Gray/Red WeatherProof Wire Connectors	Card of 10 (5 ea.)	30-6162
60°/64°	Gray/Gray · Gray/Dk. Blue UnderGround Wire Connectors	Card of 10 (5 ea.)	30-6064


*1,000V maximum in fixtures and signs

WARNING: One time use only. Do not reuse connector.

Twister® Al/Cu Wire Connectors

Al/Cu Connections

- Only aluminum-to-copper twist-on connector specifically designed to provide a secure connection while preventing aluminum corrosion
- Pre-filled antioxidant compound prevents oxidation of aluminum conductors
- Patent swept wings and hexagonal head for easy installation by hand or with standard nut driver
- Live-action, square-wire spring expands and contracts with aluminum wire
- Entry-cap retains corrosion-resistant compound
- Tough, UL 94V-2 flame-retardant shell rated at 105°C (221°F)
- Complies with N.E.C. Section #110-14(b) for aluminum-to-copper connections; UL Listed to 486C and CSA Certified to C22.2 #188



Wire Connector
774A

Wire Connector
also listed as
grounding
equipment



Model	Color	Wire Combination Ranges		Quantity	Part No.
65	Purple	1 #10 Al solid w/1 or 2 #10 Cu solid	1 #12 Al w/1 or 2 #14 Cu	Card of 2	30-065
		1 #10 Al w/1 or 2 #12 Cu	2 #12 Al solid w/1 #14 Cu	Card of 10	30-765
		2 #10 Al solid w/1 #12 Cu	1 #10 Al w/1 or 2 #18 Cu	Card of 25	30-165
		1 #10 Al w/1 or 2 #14 Cu	2 #10 Al solid w/1 #18 Cu	Box of 100	30-265
		2 #10 Al solid w/1 #14 Cu	1 #12 Al w/1 or 2 #16 Cu	Carton of 1,000	30-365
		2 #12 Al solid w/1 #10 Cu	2 #12 Al solid w/1 #16 Cu		
		1 #12 Al solid w/1 or 2 #10 Cu	1 #10 Al w/1 or 2 #16 Cu		
		1 #12 Al stranded w/1 or 2 #10 Cu solid	2 #10 Al solid w/1 #16 Cu		
		1 #12 Al w/1 or 2 #12 Cu	1 #12 Al w/1 or 2 #18 Cu		
		2 #12 Al solid w/1 #12 Cu	2 #12 Al solid w/1 #18 Cu		

600V maximum building wire; 1,000V signs or light fixtures

AL-CU (intermixed - dry locations). For use with Aluminum-to-Copper, Copper Clad Aluminum (CCA)-to-Copper, or CCA-to-CCA wire combinations. One-time use only, do not reuse connector.

For a complete listing of UL approved wire combinations, visit us at idealind.com

B-CAP® Wire Connectors

Low-Profile Fin

- Low profile design gets into tight spaces and hard-to-reach spots comfortably
- Slim, classic fins offer a secure grip for extra leverage and easy installation
- Live-action spring expands to accept wire shape and size with no pre-twisting
- Unique, space-saving profile is perfect for “old work” or shallow boxes
- Tough, UL 94V-2 flame-retardant shell rated at 105°C (221°F)
- Green-B® designed for making ground connections and bonding non-metallic sheathed cable
- Model BGR is UL 486C & UL 467 Listed



Model	Color	Wire Combination Range	Wire Combination Range (mm)	Quantity	Part No.
B1	Yellow	600V* 22 to 10 AWG Min. 3 #20 - Max. 3 #12	600V* .34mm ² to 6.0mm ² Min. 3-.5mm ² - Max. 3-4.0mm ²	Box of 100	B1-1
				Jar of 250	B1-250JR
				Jar of 500	B1-500JR
				Bag of 500	B1-B
				Barrel of 25,000	B1-SK
B2	Red	600V* 22 to 8 AWG Min. 2 #18 - Max. 5 #12	600V* .34mm ² to 10.0mm ² Min. 2-.75mm ² - Max. 5-4.0mm ²	Box of 100	B2-1
				Jar of 350	B2-350JR
				Jar of 500	B2-500JR
				Bag of 500	B2-B
				Barrel of 25,000	B2-SK
B4	Blue-Gray	600V* 14 to 6 AWG Min. 2 #12 - Max. 2 #6 Stranded	600V* 2.5mm ² to 16.0mm ² Min. 2-4.0mm ² - Max. 2-16.0mm ²	Box of 25	B4-1
				Carton of 250	B4-B
BGR	Green	14 to 10 AWG Min. 2 #14 - Max. 5 #12	2.5mm ² to 6.0mm ² Min. 2-2.5mm ² - Max. 5-4.0mm ²	Box of 50	BGR-1
				Carton of 250	BGR-B

*1,000V maximum in fixtures and signs

B-TWIST™ Wire Connectors

Long, Swept Wing, Fast-Start Spring

- All-in-one connector with wide red/yellow range from 2 #18 to 2 #8
- Rounded dial-top with vertical ribs provides fast fingertip starts
- Connection comes to torque quickly to get the job done efficiently
- Long swept-wings improve comfort and torque
- Wide, expanding spring makes for easy starts on even the largest combinations
- Tough, UL 94V-2 flame-retardant shell rated at 105°C (221°F)



Model	Color	Wire Combination Range	Wire Combination Range (mm)	Quantity	Part No.
BT2™	Red	600V* 18 to 8 AWG Min. 2 #18 - Max. 2 #8	600V* .75mm ² to 10mm ² Min. 2-.75mm ² - Max. 1-8.0mm ² w/2-6.0mm ²	Box of 100	BT2-1
				Jar of 500	BT2-500JR
				Barrel of 25,000	BT2-SK

*1,000V maximum in fixtures and signs

For a complete listing of UL approved wire combinations, visit us at idealind.com

WireTwist® Wire Connectors

Fixed Spring



- Positive grip shell design for fast, easy installation
- Fixed, square-wire spring creates secure connections
- Deep skirt protects against flash-over
- Tough, UL 94V-2 flame-retardant shell (105°C/221°F)



Cu/Cu Only



Model	Color	Wire Combination Range	Wire Combination Range (mm)	Quantity	Part No.
WT1	Gray	300V 22 to 14 AWG Min. 3 #22 - Max. 2 #16	300V .34mm ² to 2,5mm ² Min. 3-.34mm ² - Max. 2-1,5mm ²	Box of 100	WT1-1
				Bag of 500	WT1-B
WT2	Blue	300V 22 to 14 AWG Min. 3 #20 - Max. 3 #16	300V .34mm ² to 2,5mm ² Min. 3-.50mm ² - Max. 3-1,5mm ²	Box of 100	WT2-1
				Bag of 500	WT2-B
				Barrel of 50,000	WT2-SK
WT3	Orange	600V* 22 to 14 AWG Min. 2 #18 - Max. 2 #14	600V* .34mm ² to 2,5mm ² Min. 2-.75mm ² - Max. 2-2,5mm ²	Box of 100	WT3-1
				Bag of 500	WT3-B
				Barrel of 50,000	WT3-SK
WT4	Yellow	600V* 22 to 10 AWG Min. 3 #20 - Max. 2 #12	600V* .75mm ² to 6,0mm ² Min. 2-.75mm ² - Max. 2-4,0mm ²	Box of 100	WT4-1
				Bag of 500	WT4-B
WT6	Red	600V* 20 to 8 AWG Min. 2 #14 - Max. 4 #12	600V* .50mm ² to 10,0mm ² Min. 2-2,5mm ² - Max. 4-4,0mm ²	Box of 100	WT6-1
				Bag of 250	WT6-B

*1,000V maximum in fixtures and signs

WingTwist® Wire Connectors

Contoured Spring

- Contoured wing design provides enhanced torque
- Expanding, square-wire spring creates secure connections
- Wide, deep skirt opening accommodates a variety of wire combinations
- Tough, UL 94V-2 flame retardant shell (105°C/221°F)
- Model WGR is UL 486C & UL 467 Listed.



Cu/Cu Only



Model	Color	Wire Combination Range	Wire Combination Range (mm)	Quantity	Part No.
WT51	Yellow	600V* 18 to 10 AWG Min. 2 #18 - Max. 3 #12	600V* .75mm ² to 6,0mm ² Min. 2-.75mm ² - Max. 3-4,0mm ²	Box of 100	WT51-1
				Bag of 500	WT51-B
				Jar of 500	WT51-500JR
				Barrel of 25,000	WT51-SK
WT41	Tan	600V* 22 to 10 AWG Min. 2 #20 - Max. 3 #10	600V* .34mm ² to 6,0mm ² Min. 2-0,5mm ² - Max. 3-6,0mm ²	Box of 100	WT41-1
				Bag of 500	WT41-B
				Jar of 500	WT41-500JR
				Barrel of 25,000	WT41-SK
WT52	Red	600V* 18 to 10 AWG Min. 2 #14 - Max. 5 #12	600V* .75mm ² to 6,0mm ² Min. 2-2,5mm ² - Max. 5-4,0mm ²	Box of 100	WT52-1
				Bag of 500	WT52-B
				Jar of 500	WT52-500JR
				Barrel of 25,000	WT52-SK
WT54	Blue	600V* 14 to 6 AWG Min. 3 #12 - Max. 2 #6	600V* 2,5mm ² to 16,0mm ² Min. 3-4,0mm ² - Max. 2-16,0mm ²	Box of 50	WT54-1
				Bag of 100	WT54-B
WGR	Green	14 to 10 AWG Min. 2 #14 - Max. 5 #12	2,5mm ² to 6,0mm ² Min. 2-2,5mm ² - Max. 5-4,0mm ²	Box of 50	WGR-1
				Carton of 250	WGR-B

*1,000V maximum in fixtures and signs

For a complete listing of UL approved wire combinations, visit us at idealind.com

Combination WingTwist®/WireTwist® Wire Connectors



- Kit Contains:
 - WT1 WireTwist® Wire Connector, Gray, (Qty. 100)
 - WT2 WireTwist® Wire Connector, Blue, (Qty. 100)
 - WT3 WireTwist® Wire Connector, Orange, (Qty. 100)
 - WT4 WireTwist® Wire Connector, Yellow, (Qty. 100)
 - WT6 WireTwist® Wire Connector, Red, (Qty. 25)
 - WT41 WingTwist® Wire Connector, Tan, (Qty. 60)
 - WT51 WingTwist® Wire Connector, Yellow, (Qty. 100)
 - WT52 WingTwist® Wire Connector, Red, (Qty. 25)
 - WT54 WingTwist® Wire Connector, Blue, (Qty. 10)
 - Reusable case



Description	Quantity	Part No.
WireTwist®/WingTwist® Wire Connector Combination Kit	620 pcs.	30-2091

Spin-Twist® Wire Connector Socket

- Speeds installation of IDEAL® and Buchanan Wire Connectors
- For use with electric corded or cordless drill drivers
- 1/4 in. chuck fits most drills or drive sockets



Description	Part No.
For Connector Models: Wire-Nut® (Models 74B® & 76B® only), Wing-Nut®, Twister®, Twister® Pro, Twister® ProFLEX™, Twister® ProFLEX™ Mini, B-CAP®, WireTwist® (WT4 & WT6 models) & WingTwist® Wire Connectors	30-902

IDEAL Wire connectors are available in:

Barrels

For really big jobs when you can't afford to run out of connectors.



Store N' Pour™ Jars

Easy-pour design keeps connectors clean and your shelf organized.



360° Zipper Bags

These bags are convenient, re-closeable and stand-up on the job.



Boxes

For small jobs at hand, just grab a box.




PUSH-IN WIRE CONNECTORS

In-Sure® Push-In Wire Connectors

If it's IDEAL, it's a quality connector – and the In-Sure® Push-In Wire Connector is no exception. Color-coded, the clear polycarbonate housing allows for visual verification of every connection. The ergonomic design of the In-Sure® is easier to grip which means more comfortable push-in type connections.

Perfect for OEM lighting manufacturing, prefabricated wiring systems, and any other branch circuit wiring applications where a traditional twist-on wire connector would be used. Simply push the wire in – the low insertion force makes it easy. UL Listed, CSA Certified and rated to 600V and 105°C, the In-Sure® Push-In Wire Connector saves time and improves productivity while perfecting connections.

GREAT
FOR
RESIDENTIAL
APPLICATIONS



Stainless steel inserts restrict pull out

Visual verification of connection

Tin-plated copper bus system

Check port for continuity testing

Color-coded for easy identification


In-Sure® Lever Wire Connectors

Lever Wire Connectors provide the perfect solution for joining solid and stranded wires. These versatile connectors have a compact design and take up minimal room in junction boxes and enclosures.

Lever closes opposite of wire entry

Clear housing allows verification of connection

Bottom of connector features strip length guide




Integrated test ports on front and rear of connector

SpliceLine® In-Line Wire Connectors

The SpliceLine® In-Line Wire Connector is a revolutionary in-line wire connector that utilizes patented push-in technology in a unique design to provide a crimp-free, solderless butt splice faster and easier. The 2-port model supports a wide range of either stranded or solid wires, allowing one connector to cover the same range as three traditional butt splices.

The end-to-end connection of SpliceLine® is a great solution for today's pre-fab operations and also makes it perfect for lengthening short wires in tight spaces. It easily passes through ½ in. knockouts and the transparent polycarbonate allows for visual inspection, providing a secure connection every time.


75%
FASTER
THAN BUTT SPLICES
NO MORE
CRIMPING



In-Sure® Push-In Lever Wire Connectors

Insert. Close. Connect.

- Releasable connector for solid & stranded wires
- Wire Range: 24 - 12 AWG
- Modern alternative to traditional connectors
- Safe, reliable and reusable
- Two-stage lock for a secure connection
- Clear housing allows for verification of connection
- Continuity check port and strip length guide
- Compact design for tight spaces
- For use with Cu/Cu combinations only
- Solid wires can be inserted without opening lever




Solid wires can be inserted without opening lever



Releasable for solid & stranded wires



Continuity check port and strip length guide



Compact design for tight spaces

Model	Number of Ports	Amp Rating	Wire Combination	Quantity	Part No.
L22	2 Port	20A	Solid: 600V* 24 - 12 AWG Stranded: 24 - 12 AWG	Box of 150	30-10L22
				Jar of 500	30-50L22J
				Box of 4,000	30-16L22
L23	3 Port			Box of 100	30-10L23
				Jar of 350	30-35L23J
				Box of 2,500	30-16L23
L25	5 Port	Box of 75	30-10L25		
		Jar of 200	30-20L25J		
		Box of 1,500	30-16L25		

*1,000V in signs and fixtures. Temperature rating 105°C max. (221°F). COPPER-TO-COPPER ONLY. Do not use on aluminum.

In-Sure® MC-PCS Wire Connectors


Strip. Push. Close.

- Use to splice the control and signal pairs in MC-PCS cable
- Fits #18 - 12 AWG solid and stranded copper wires
- Outer sheath provides required separation between power and control conductors inside electrical box or enclosure per 2020 NEC article 725.136



Model	AMP Rating	Wire Combination	Qty.	Part No.
56	20 Amp	600V* Solid: 12-18 AWG Stranded: 12-16 AWG (≤ 19 str.) 18 AWG (7 strands)	Jar of 100	30-1056J

*1,000V in signs and fixtures. COPPER-TO-COPPER ONLY. Do not use on aluminum.



In-Sure® Push-In Wire Connectors

Strip. Push. Connect.

- No-twist, push-in design reduces repetitive motion fatigue
- Low insertion force for fast and easy connections
- Compact size makes installation easy
- Clear shell gives visual verification of connection
- Tough, UL 94V-2 flame-retardant shell rated at 105°C (221°F)
- Models 32, 33, 34 and 39 Listed for UL 467; Models 32, 33, 34 are CE listed
Models 87, 88, 90 are CE Listed



Model	Color	Ports	Amp Rating	Wire Range	Quantity	Part No.
32	Red	2	20 Amp		Box of 100	30-1032
					Jar of 300	30-1032J
					Box of 5,000	30-1632
33	Orange	3	20 Amp	Solid: 20 - 12 AWG Stranded: 16 - 12 AWG (≤19 str.) 18 AWG (7 Strand) Stranded (Tin Bonded): 18 - 14 AWG (≤19 str.)	Box of 100	30-1033
					Jar of 250	30-1033J
					Box of 5,000	30-1633
34	Yellow	4	20 Amp		Box of 100	30-1034
					Jar of 200	30-1034J
					Box of 5,000	30-1634
87	Clear	5	20 Amp	Solid: 20 - 12 AWG Stranded: 12-16 AWG (≤ 19 str.) 18 AWG (≤ 7 str.)	Jar of 200	30-087JR
					Carton of 1,000	30-187
					Box of 3,000	30-687
88	Blue	6 Stacked	20 Amp	Solid: 20 - 12 AWG Stranded: 16 - 14 AWG (≤19 str.) 18 AWG (7 Strand)	Jar of 100	30-088J
					Carton of 1,000	30-188
					Box of 2,500	30-688
90	Black	8	20 Amp	Stranded (Tin Bonded): 18 - 14 AWG (≤19 str.)	Jar of 100	30-090J
					Carton of 1,000	30-190
					Box of 2,000	30-690
39	Blue	3	30 Amp	Solid: 14 - 10 AWG Stranded: 12 - 10 AWG (≤19 str.) Stranded (Tin Bonded): 14 - 10 AWG (≤19 str.)	Box of 50	30-1039
					Jar of 150	30-1039J

COPPER TO COPPER ONLY. Do not use on aluminum. Temperature rating: 105°C (221°F) maximum. 600V maximum building wire, 1000V maximum signs or lighting fixtures.

SpliceLine® In-Line Wire Connectors

Patented Push-In Technology.

- Faster alternative to traditional butt splices
- Crimp-free, solderless push-in butt splice
- Slim design fits through 1/2 in. knockout
- Perfect for lengthening wire
- Transparent polycarbonate housing for visual inspection of connection
- Listed for UL 467




SpliceLine®



Model	Color	Rating	Wire Range	Quantity	Part No.
42	Orange	600V/20A 105°C	Solid: 20-12 AWG Stranded: 16-12 AWG (≤19 str.) Stranded Tin-Bonded: 18-14 AWG (≤19 str.)	Bag of 10	30-1342S
				Box of 100	30-1042
				Jar of 300	30-1042J
				Box of 2,500	30-1642

POWERPLUG® LUMINAIRE DISCONNECTS

The IDEAL® PowerPlug® Luminaire Disconnect fully meets the current National Electric Code and Canadian Electric Code for non-residential fluorescent luminaires. The PowerPlug® helps reduce electrical shock hazard during ballast replacement by safely disconnecting hot and neutral ballast wiring. Both halves of PowerPlug® meet UL and CSA finger-probe safety requirements. Advanced push-in technology provides fast, efficient ballast connections resulting in reduced installation time and improved labor savings. The PowerPlug® is available in 2-pole and 3-pole models with options for new installation or ballast retrofitting.



Color-coded ends: ballast side (white) and line side (orange)

PowerPlug® Luminaire Disconnects

Push-In Technology for Quick Connections

- Allows safe disconnect of hot and neutral ballast wiring
- Perfect for new, retrofit or OEM lighting installations
- Push-in technology results in quicker connections, saving time and increasing productivity
- Both halves are “touch-safe” per UL 2459
- Fits through 1/2 in. knockout

Model 102®



Model 103



Model 182®



Model 183



LISTED
Luminaire Disconnect
3HME

Selection Chart

Application	New Installations	Retrofits
For 1-ballast fixtures	102®	102®, 182®
For 2-ballast, dimming and switching fixtures	103	103, 183

Model	Color	Electrical Rating	Line Side	Ballast Side	Quantity	Part No.
102® 2-wire	Orange	6 Amps/600 Volts Max.	Solid: #12 - #18 Stranded: #12 - #14 (≤19 str.) Stranded Tin-Bonded: #12 - #14 (≤19 str.) #16 (≤26 str.) #18 (≤16 str.)	Solid: #12 - #18 Stranded: #12 - #14 (≤19 str.) Stranded Tin-Bonded: #12 - #14 (≤19 str.) #16 (≤26 str.) #18 (≤16 str.)	Card of 25	30-372
					Jar of 75	30-382J
					Jar of 150	30-352J
					Box of 1,000	30-102
103 3-Wire	Orange	6 Amps/600 Volts Max.	Solid: #12 - #18 Stranded: #12 - #14 (≤19 str.) Stranded Tin-Bonded: #12 - #14 (≤19 str.) #16 (≤26 str.) #18 (≤16 str.)	Solid: #18 Stranded: None Stranded Tin-Bonded: #18 (≤16 str.)	Card of 20	30-383X
					Jar of 100	30-353XJ
					Box of 1,000	30-103X
182® 2-Wire	Orange	3 Amps/600 Volts Max.	Solid: #18	Solid: #18	Box of 100	30-082
					Box of 1,000	30-682L
					Carton of 2,500	30-682M
					Carton of 2,500	30-682F
183 3-Wire	Orange	3 Amps/600 Volts Max.	Solid: #18	Solid: #18	Box of 100	30-083
					Box of 2,500	30-683

1,000V maximum fixtures and signs.

Basic Lighting Maintenance Kit

- Kit Contains:
 - Wire-Nut® Wire Connectors (25 Model 72B® Blue, 25 Model 73B® Orange)
 - In-Sure® Push-In Wire Connectors (25 Model 33 Orange)
 - SpliceLine® In-Line Wire Connectors (25 Model 42 Orange)
 - PowerPlug® Luminaire Disconnects (30 Model 102® 2-Port, 15 Model 103 3-Port, 50 Model 182® 2-Port)



Lighting Installation Kit

- Kit Contains:
 - Wire-Nut® Wire Connectors (100 Model 72B® Blue)
 - In-Sure® Push-In Wire Connectors (50 Model 33 Orange)
 - PowerPlug® Luminaire Disconnects (30 Model 102® 2-Port, 50 Model 182® 2-Port)
 - 1 Twist-a-Nut™ Screwdriver/Nut Driver (35-908)
 - 1 Reflex™ Super T®-Stripper Wire Stripper (45-615)



Description	Part No.
Basic Lighting Maintenance Kit	30-2255



Description	Part No.
Lighting Installation Kit	30-2257

GROUNDING PRODUCTS

We've got grounding covered!

Grounding pigtails are designed for a wide variety of grounding applications. The ultra-flexible lead wire and bonding jumpers make fast and efficient pigtailing.

- Convenient for device grounding applications
- Safe, fast and efficient for cost-effective grounding jobs
- Ensures compliance with Article 250 of the National Electrical Code



Greenie® Grounding Wire Connector

- Designed for making ground connections and bonding non-metallic sheathed cable

Stranded


- Heavy-duty fork terminals attach easily to device grounding screw



Solid



Combination



Screws

- 10-32 x 3/8 in. zinc-plated thread-forming, hole-finding ground screw with combination Slotted, Phillips, Hex and #2 Robertson head. Sold individually or factory-assembled on to pigtails.



Solid Wire Grounding Tails



30-3390

Description	Quantity	Part No.
14 AWG solid, 8 in. tail w/loop & ground screw and stripped end	Bulk pack of 1000	30-3390
	Bag of 50	30-3404
12 AWG solid, 6.5 in. tail w/loop & ground screw and stripped end	Bulk pack of 1,000	30-3402
	Bag of 50	30-3392
12 AWG solid, 8 in. tail w/loop & ground screw and stripped end	Plastic box of 100	30-3399
	Bulk pack of 1,000	30-3496
	Bag of 50	30-3410
12 AWG solid, 10 in. tail w/loop & ground screw and stripped end	Bulk pack of 500	30-3394
	Bag of 50	30-3410
12 AWG solid, 12 in. tail w/loop & ground screw and stripped end	Bulk pack of 1,000	30-3396

Bulk packs are bundled in quantities of 50.



Stranded Wire Grounding Tails



30-3183

Description	Quantity	Part No.
14 AWG stranded, 8 in. tail w/#10 fork & #10 ring and ground screw	Bag of 25	30-3183
	Bag of 25	30-3184
12 AWG stranded, 8 in. tail w/#10 fork & #10 ring and ground screw	Plastic box of 50	30-3385
	Bulk pack of 1,000	30-3284
12 AWG stranded, 8 in. tail w/#10 fork & #10 ring (no ground screw)	Bulk pack of 1,000	30-3285
12 AWG stranded, 8 in. tail w/#10 fork & stripped end	Bag of 25	30-3480
	Bulk pack of 1,000	30-3580
12 AWG stranded, 8 in. tail w/#10 ring & ground screw and stripped end	Bulk Pack of 1,000	30-3201
12 AWG stranded, 10 in. tail w/#10 fork & #10 ring and ground screw	Bulk pack of 500	30-3311
12 AWG stranded, 12 in. tail w/#10 fork & #10 ring and ground screw	Bulk pack of 1,000	30-3413

Bulk packs are bundled in quantities of 50.




Combo Grounding Tails



30-3289

Description	Quantity	Part No.
2-wire combo: 12 AWG solid 8 in. tail, one stripped end, one end w/ground screw; joined to 12 AWG stranded 8 in. tail at a ring terminal, w/fork terminal on second end	Box of 500	30-3286
2-wire combo: 12 AWG stranded 8 in. tail w/#10 ring & ground screw, one stripped-end tail and one #10 fork tail	Bag of 25	30-3287
2-wire combo: 12 AWG stranded 8 in. tail w/#10 ring and ground screw and two #10 fork tails	Bag of 25	30-3288
3-wire combo: 12 AWG stranded, 8 in. tail w/#10 ring & ground screw, one stripped-end tail and two #10 fork tails	Bag of 25	30-3289



Grounding Screws

- 10-32 x 3/8 in. Zinc-plated grounding screws offer a thread-forming, hole-finding feature plus combination hex, Phillips, slotted and Robertson head
- Ensures compliance with Article 250 of NEC.



THREAD FORMING

Description	Quantity	Part No.
Thread-forming, hole-finding screw. Combination hex, Phillips, slotted and Robertson head.	Jar of 100	30-3594
	Bag of 50	30-3194

Non-Grounding Stranded Wire Pigtails

- 8 in. 12 AWG Stranded Pigtails - White or Black, #10 Fork and Stripped end



Description	Quantity	Part No.
12 AWG stranded, 8 in. tail w/#10 fork and stripped end, white	Bag of 25	30-3470
	Bulk pack of 1,000	30-3570
12 AWG stranded, 8 in. tail w/#10 fork and stripped end, black	Bag of 25	30-3471
	Bulk pack of 1,000	30-3571

Bulk packs are bundled in quantities of 50.

Greenie® Grounding Wire Connectors

- Designed for making ground connections and bonding non-metallic sheathed cable
- Contoured wings for superior leverage
- Live-action, square-wire spring provides quality grounding connections
- Tough, UL 94V-2 flame-retardant shell rated at 105°C (221°F)



Ground Connector
951L



Model	Color	Wire Combination Range	Wire Combination Range (mm)	Quantity	Part No.
92®	Green	14 to 10 AWG Min. 2 #14 - Max. 4 #12	2,5mm ² to 6,0mm ² Min. 2-2,5mm ² Max. 2-4,0mm ² w/1-2,5mm ²	Box of 100	30-092
				Jar of 150	30-092J
				Bag of 500	30-292

WingTwist® Wire Connectors

Contoured Spring

- Contoured wing design provides enhanced torque
- Expanding, square-wire spring creates secure connections
- Wide, deep skirt opening accommodates a variety of wire combinations
- Tough, UL 94V-2 flame retardant shell (105°C/221°F)
- UL 486A listed.



Model	Color	Wire Combination Range	Wire Combination Range (mm)	Qty.	Part No.
WGR	Green	14 to 10 AWG Min. 2 #14 - Max. 5 #12	2,5mm ² to 6,0mm ² Min. 2-2,5mm ² - Max. 5-4,0mm ²	Box of 50	WGR-1
				Carton of 250	WGR-B

B-CAP® Wire Connectors

Low-Profile Fin

- Low profile design gets into tight spaces and hard-to-reach spots comfortably
- Slim, classic fins offer a secure grip for extra leverage and easy installation
- Live-action spring expands to accept wire shape and size with no pre-twisting
- Unique, space-saving profile is perfect for "old work" or shallow boxes
- Tough, UL 94V-2 flame-retardant shell rated at 105°C (221°F)
- Designed for making ground connections and bonding non-metallic sheathed cable



Model	Color	Wire Combination Range	Wire Combination Range (mm)	Quantity	Part No.
BGR	Green	14 to 10 AWG Min. 2 #14 - Max. 5 #12	2,5mm ² to 6,0mm ² Min. 2-2,5mm ² - Max. 5-4,0mm ²	Box of 50	BGR-1
				Carton of 250	BGR-B

Steel Crimp Connectors



- Designed for making fast, permanent, pressure-type connections
- Long-zinc-plated steel sleeves maximize contact area with conductors
- UL Listed to 486C and CSA Certified to C22.2 #188; comply with Federal Specification W-S-610E
- Temperature rating: 105°C (221°F)

Model	Wire Combination Range	Quantity	Part No.
410	600V 18 - 10 AWG Min. 1 #14 & 1 #18 - Max. 2 #10 & 2 #14	Bag of 100	30-410
		Carton of 1,000	30-510
		Barrel of 10,000	30-610
411	600V 18 - 8 AWG Min. 3 #12 - Max. 4 #10	Box of 50	30-411
		Carton of 1,000	30-511
412	600V 18 - 4 AWG Min. 1 #14 & 1 #16 - Max. 2 #8 & 1 #6	Box of 50	30-412
		Carton of 1,000	30-512

IDEAL hand crimp tools UL listed for Models 410, 411, 412: 30-428, 30-429, 30-430.

Wrap-Cap® Insulators



- Provide high dielectric and physical protection for UL Listed, non-insulated pressure-type wire connectors
- Unique design completely covers splice – insulates both around and between wires and eliminates need for tape
- UL Listed to 486C and CSA Certified for 600V maximum building wiring (1,000V maximum for fixtures and signs); temperature rated at 75°C (167°F) maximum.

Model	Description	Quantity	Part No.
415	Insulator for Model 410 Connectors. Can also be used on Buchanan 2006S & 2011S Copper Crimps	Box of 50	30-445
		Carton of 1,000	30-515
417	Insulator for Model 411 & 412 Connectors. Can also be used on Buchanan 2011S Copper Crimps	Box of 25	30-447
		Carton of 1,000	30-517



Copper Splice Cap Crimp Connectors



- Designed for making fast, permanent, pressure-type connections
- Solid copper sleeves require less crimping pressure and resist corrosion in harsh environments
- UL 486C Listed and CSA C22.2 #188 Certified; comply with Federal Specification W-S-61D

Description	Wire Combination Range	Quantity	Part No.
Copper Crimp Connector	600V* 18 to 10 AWG Min. 2 #18, - Max. 4 #12	Bag of 100	2006S
		Bag of 1,000	2006SB
	600V* 14 to 4 AWG Min. 2 #10 - Max. 2 #6	Bag of 50	2011S
		Bag of 500	2011SB

*1,000V maximum in fixtures and signs.

IDEAL hand crimp tools UL Listed for models 2006S and 2011S: C24, 30-428, 30-429 and 30-430.



Splice Cap Insulators



- Convenient, safe and fast installation
- Snap-on nylon construction
- Rated at 105°C (221°F) – 600V (1,000V maximum in fixtures and signs)

Description	Quantity	Part No.
For use on Connector Model 2006S	Box of 100	2007
	Bag of 1,000	2007B
For use on Connector Model 2011S	Box of 50	2014
	Bag of 500	2014B



Four-Way Crimp Tool

- Design ensures even compression and reliable connections
- Spring-loaded, cam-actuated plungers
- Fingertip adjustment for two connector sizes



Description	Part No.
Four-Way Crimp Tool for use with Buchanan 2006S and 2011S Crimp Connectors	C24

Pre-Insulated Crimp Connectors



- Compact design fits easily into tight locations
- Flared skirt protects against turned-back strands
- Beveled opening eases wire entry
- Tough UL 94V-2 flame-retardant shell rated at 105°C (221°F)

Model	Wire Combination Range	Quantity	Part No.
48	600V* Min. 2 #22 Max. 1 #14 w/2 #18	Carton of 1,000	30-245
		Barrel of 10,000	30-645
49	600V* Min. 1 #22 w/1 #18 Max. 1 #12 w/1 #16	Carton of 1,000	30-249
		Barrel of 10,000	30-649
NC-8	600V* Min. 4 #16 Max. 1 #12 w/4 #14	Carton of 1,000	30-148
		Barrel of 5,000	30-648
NC-2212**	600V* Min. 2 #22 Max. 5 #18	Carton of 1,000	30-146
		Barrel of 10,000	30-646

*1,000V maximum in fixtures and signs.
Note: Connectors are transparent. **Stranded wires only.



High-Temp Pre-Insulated Crimp Connectors

All of the same features as the Pre-Insulated Crimp Connectors, plus:

- Black, nylon shell designed to withstand extreme heat build-up found in high-wattage light fixtures and signs.
- UL Listed to 150°C (302°F)



Model	Wire Combination Range	Quantity	Part No.
49HT	600V* Min. 1 #22 w/1 #18	Barrel of 10,000	30-849

*1000V maximum in fixtures and signs.



Set Screw Wire Connectors



- Eliminates need for re-stripping wire each time connection is disturbed
- Solid brass sleeves
- Set-screw easily and securely applies maximum compression to conductors to ensure a vibration-resistant splice
- Permits fast visual inspection of splice
- Tough, flame-retardant shell rated at 150°C (302°F)
- UL Listed to 486C and CSA Certified to C22.2 #188; comply with Federal Specification W-S-610E

Model	Wire Combination Range	Quantity*	Part No.
10	300V 22 to 10 AWG Min. 1 #20 w/1 #22 - Max. 2 #14 w/1 #16	Box of 100	30-210
		Carton of 1,000	30-310
11	600V 22 to 10 AWG Min. 1 #14 w/1 #20 - Max. 3 #14 w/2 #18	Box of 100	30-211*
		Carton of 1,000	30-311*
22	600V 20 to 10 AWG Min. 1 #16 w/3 #18 - Max. 2 #10 w/1 #12	Box of 100	30-222*
		Carton of 1,000	30-322*

*Package includes (1) K-2422 Set Screw Holder.



Set Screw Holder



- Convenient tool for holding and tightening set-screw connectors
- Accepts IDEAL Models 11 and 22 set-screw connectors

Description	Part No.
For Connector Models 11 & 22	K-2422

STREET LIGHT KITS

SLK® Disconnect Fuse Kits

- Breakaway fuseholder for use in:
 - Roadway & street lighting
 - Parking lot & area lighting
- Listed for submersible installations per UL486D, not intended for continuous submersion
- Bright orange color for ease of visibility
- Large selection of configurations
- Set screw or crimp terminations available



The IDEAL® SLK® Disconnect Fuse Kit is a water-resistant breakaway safety device that de-energizes roadway lights, streetlights, parking lot lights, and other freestanding electrical fixtures in the event of a knockdown, or when the fixtures need maintenance. This helps protect first responders, bystanders, and service personnel from potentially life-threatening electrical shock hazards.

The SLK® is the first Disconnect Fuse Kit listed to UL's ECIS category for special purpose connectors. This category contains a set of rigorous tests from a host of UL standards, including UL 486D, the standard for submersibility. This means that the SLK® will stand up to the wet conditions often seen in and around pole bases, junction boxes, and hand holes, not included for continuous submersion.

In addition, the bright orange color of the SLK® makes the product easy to locate in dark junction boxes, in hand holes, or in a nighttime knockdown situation when the connector is often buried amongst dirt, mud, and debris.

- Accepts 13/32 in. x 1-1/2 in. midget-style fuse (Note: Fuse not included)
- Wire Range: 2-14 AWG (Cu & Al rated)
- Ratings: 30A, 600V, 105°C
- Maximum available short circuit current of 10,000

Neutral configurations come with white fuseholder and dummy fuse




Paired (hot/neutral) configurations are keyed to prevent reverse polarities

High visibility orange material (UL94V-2 flame rated)

Ribbed boots provide superior grip

Fuse stays on de-energized load side when separated

Crimp or set screw terminations



Large, clear markings



SLK® Ordering Information

To Determine which Kit to Use:

1. Select the base part number, based on crimp termination (TABLE 1) or set screw termination (TABLE 3), number of wires on line/load side, and wire size.
2. If necessary, modify the base part number according to neutral, dual, paired, or tap (i.e., non-breakaway) configurations. Use TABLE 2 for crimp variations and TABLE 4 for set screw variations.
3. See right for examples.

Examples:

1. An in-line fused breakaway kit with crimp terminations, one 10 AWG wire on the line side and one 10 AWG wire on the load side is ordered as a 30-C1616.
2. An in-line non-fused (i.e., neutral) breakaway kit with set screw terminations, one 6 AWG wire on the line side and one 10 AWG wire on the load side is ordered as a 30-S1212N.
3. A Y-tap fused breakaway kit with crimp terminations, two 6 AWG wires on the line side and one 10 AWG wire on the load side is ordered as a 30-C2216.

Table 1: Crimp Base Part numbers

Line	1 Wire	Load													
		1 Wire							2 Wire						
		2 AWG	4 AWG	6 AWG	8 AWG	10 AWG	12 AWG	14 AWG	2 AWG	4 AWG	6 AWG	8 AWG	10 AWG	12 AWG	14 AWG
Crimp	2 AWG	30-C1212	30-C1212	30-C1216	30-C1216	30-C1216	30-C1216	30-C1216			30-C1222	30-C1222	30-C1226	30-C1226	30-C1226
	4 AWG		30-C1212	30-C1216	30-C1216	30-C1216	30-C1216	30-C1216			30-C1222	30-C1222	30-C1226	30-C1226	30-C1226
	6 AWG			30-C1616	30-C1616	30-C1616	30-C1616	30-C1616			30-C1622	30-C1622	30-C1626	30-C1626	30-C1626
	8 AWG				30-C1616	30-C1616	30-C1616	30-C1616				30-C1622	30-C1626	30-C1626	30-C1626
	10 AWG					30-C1616	30-C1616	30-C1616					30-C1626	30-C1626	30-C1626
	12 AWG						30-C1616	30-C1616						30-C1626	30-C1626
	14 AWG							30-C1616							30-C1626
	2 AWG	30-C2012	30-C2012	30-C2016	30-C2016	30-C2016	30-C2016	30-C2016			30-C2022	30-C2022	30-C2026	30-C2026	30-C2026
	4 AWG		30-C2012	30-C2016	30-C2016	30-C2016	30-C2016	30-C2016			30-C2022	30-C2022	30-C2026	30-C2026	30-C2026
	6 AWG			30-C2216	30-C2216	30-C2216	30-C2216	30-C2216			30-C2222	30-C2222	30-C2226	30-C2226	30-C2226
	8 AWG				30-C2216	30-C2216	30-C2216	30-C2216				30-C2222	30-C2226	30-C2226	30-C2226
	10 AWG					30-C2616	30-C2616	30-C2616					30-C2626	30-C2626	30-C2626
	12 AWG						30-C2616	30-C2616						30-C2626	30-C2626
	14 AWG							30-C2616							30-C2626

ONE KIT WILL COVER A LARGE WIRE RANGE

Note: Crimp connections on larger gauge wire (2 #8, 2 #6, 1 #8, 1 #6 or 1 #4) require IDEAL #88-843 Mechanical Indentor and Crimp Tool. Crimps connections for #14 - #10 AWG with 1/2 in. strip length.

Table 2: Crimp Variations (14-10 AWG with 1/2 in. strip length, use 30-425 and 30-429)

Base Part Number (Hot)	Variation (If applicable)			
	Neutral	Dual	Paired	Non-Breakaway
30-C1212	30-C1212N	30-C1212D	30-C1212P	
30-C1216	30-C1216N	30-C1216D	30-C1216P	
30-C1616	30-C1616N	30-C1616D	30-C1616P	
30-C1222	30-C1222N			
30-C1226	30-C1226N			
30-C1622	30-C1622N			
30-C1626	30-C1626N			
30-C2012	30-C2012N			30-C2012T

Base Part Number (Hot)	Variation (If applicable)			
	Neutral	Dual	Paired	Non-Breakaway
30-C2016	30-C2016N			30-C2016T
30-C2216	30-C2216N			30-C2216T
30-C2616	30-C2616N			30-C2616T
30-C2022	30-C2022N			
30-C2026	30-C2026N			
30-C2222	30-C2222N			
30-C2226	30-C2226N			
30-C2626	30-C2626N			

Table 3: Set Screw Base Part numbers

Line	1 Wire	Load													
		1 Wire							2 Wire						
		2 AWG	4 AWG	6 AWG	8 AWG	10 AWG	12 AWG	14 AWG	2 AWG	4 AWG	6 AWG	8 AWG	10 AWG	12 AWG	14 AWG
Set Screw	2 AWG	30-S1212	30-S1212	30-S1212	30-S1212	30-S1212	30-S1212	30-S1212			30-S1222	30-S1222	30-S1222	30-S1222	30-S1222
	4 AWG		30-S1212	30-S1212	30-S1212	30-S1212	30-S1212	30-S1212			30-S1222	30-S1222	30-S1222	30-S1222	30-S1222
	6 AWG			30-S1212	30-S1212	30-S1212	30-S1212	30-S1212			30-S1222	30-S1222	30-S1222	30-S1222	30-S1222
	8 AWG				30-S1212	30-S1212	30-S1212	30-S1212				30-S1222	30-S1222	30-S1222	30-S1222
	10 AWG					30-S1212	30-S1212	30-S1212					30-S1222	30-S1222	30-S1222
	12 AWG						30-S1212	30-S1212						30-S1222	30-S1222
	14 AWG							30-S1212							30-S1222
	2 AWG	30-S2212	30-S2212	30-S2212	30-S2212	30-S2212	30-S2212	30-S2212			30-S2222	30-S2222	30-S2222	30-S2222	30-S2222
	4 AWG		30-S2212	30-S2212	30-S2212	30-S2212	30-S2212	30-S2212			30-S2222	30-S2222	30-S2222	30-S2222	30-S2222
	6 AWG			30-S2212	30-S2212	30-S2212	30-S2212	30-S2212			30-S2222	30-S2222	30-S2222	30-S2222	30-S2222
	8 AWG				30-S2212	30-S2212	30-S2212	30-S2212				30-S2222	30-S2222	30-S2222	30-S2222
	10 AWG					30-S2212	30-S2212	30-S2212					30-S2222	30-S2222	30-S2222
	12 AWG						30-S2212	30-S2212						30-S2222	30-S2222
	14 AWG							30-S2212							30-S2222

ONE KIT WILL COVER A LARGE WIRE RANGE

Table 4: Set Screw Variations

Base Part Number	Variation (If applicable)			
	Neutral	Dual	Paired	Non-Breakaway
30-S1212	30-S1212N	30-S1212D	30-S1212P	
30-S1222	30-S1222N			
30-S2212	30-S2212N			30-S2212T
30-S2222	30-S2222N	30-S2222D	30-S2222P	

Note: For combination 2 wire line (2-14 AWG Set Screw) and 1 wire load (6-14 AWG Crimp), use 30-B2216.

In-Line Fused



Description	1 Line Side	1 Load Side	Part No.
In-Line Breakaway, set screw; fused (Hot)	2-14 AWG	2-14 AWG	30-S1212
In-Line Breakaway, crimp; fused (Hot)	2-4 AWG	2-4 AWG	30-C1212
	2-4 AWG	6-14 AWG	30-C1216
	6-14 AWG	6-14 AWG	30-C1616

Y-Tap Fused



Description	2 Line Side	1 Load Side	Part No.
Y-Tap Breakaway, set screw; fused (Hot)	2-14 AWG	2-14 AWG	30-S2212
Y-Tap Breakaway, crimp; fused (Hot)	2-4 AWG	2-4 AWG	30-C2012
	2-4 AWG	6-14 AWG	30-C2016
	6-8 AWG	6-14 AWG	30-C2216
	10-14 AWG	6-14 AWG	30-C2616
Combination Y-Tap Breakaway, fused (Hot)	2-14 AWG set screw	6-14 AWG crimp	30-B2216

Non-Breakaway Fused



Description	2 Line Side	1 Load Side	Part No.
Y-Tap Non-Breakaway, set screw; fused (Hot)	2-14 AWG	2-14 AWG	30-S2212T
Y-Tap Non-Breakaway, crimp; fused (Hot)	2-4 AWG	2-4 AWG	30-C2012T
	2-4 AWG	6-14 AWG	30-C2016T
	6-8 AWG	6-14 AWG	30-C2216T
	10-14 AWG	6-14 AWG	30-C2616T

Single-Pole In-Line Paired



Description	1 Line Side	1 Load Side	Part No.
Paired In-Line Breakaway, set screw; one fused (Hot); one non-fused (Neutral)	2-14 AWG	2-14 AWG	30-S1212P
Paired In-Line Breakaway, crimp; one fused (Hot); one non-fused (Neutral)	2-4 AWG	2-4 AWG	30-C1212P
	6-14 AWG	6-14 AWG	30-C1216P
	6-14 AWG	6-14 AWG	30-C1616P

In-Line Non-Fused



Description	1 Line Side	1 Load Side	Part No.
In-Line Breakaway, set screw; non-fused (Neutral)	2-14 AWG	2-14 AWG	30-S1212N
In-Line Breakaway, crimp; non-fused (Neutral)	2-4 AWG	2-4 AWG	30-C1212N
	2-4 AWG	6-14 AWG	30-C1216N
	6-14 AWG	6-14 AWG	30-C1616N

Y-Tap Non-Fused



Description	2 Line Side	1 Load Side	Part No.
Y-Tap Breakaway, set screw; non-fused (Neutral)	2-14 AWG	2-14 AWG	30-S2212N
Y-Tap Breakaway, crimp; non-fused (Neutral)	2-4 AWG	2-4 AWG	30-C2012N
	2-4 AWG	6-14 AWG	30-C2016N
	6-8 AWG	6-14 AWG	30-C2216N
	10-14 AWG	6-14 AWG	30-C2616N

Dual In-Line Fused



Description	1 Line Side	1 Load Side	Part No.
Dual In-Line Breakaway, set screw; fused (both Hot)	2-14 AWG	2-14 AWG	30-S1212D
Dual In-Line Breakaway, crimp; fused (both Hot)	2-4 AWG	2-4 AWG	30-C1212D
	2-4 AWG	6-14 AWG	30-C1216D
	6-14 AWG	6-14 AWG	30-C1616D

One Wire Line/2 Wires Load Fused



Description	1 Line Side	2 Load Side	Part No.
Y-Tap Breakaway, set screw; fused (Hot)	2-14 AWG	2-14 AWG	30-S1222
Y-Tap Breakaway, crimp; fused (Hot)	2-4 AWG	6-8 AWG	30-C1222
	2-4 AWG	10-14 AWG	30-C1226
	6-14 AWG	6-8 AWG	30-C1622
	6-14 AWG	10-14 AWG	30-C1626


SLK accepts solid or stranded and copper or aluminum conductors.

Two Wires Line/2 Wires Load Fused



Description	2 Line Side	2 Load Side	Part No.
2-Pole Breakaway, set screw; fused (Hot)	2-14 AWG	2-14 AWG	30-S2222
2-Pole Breakaway, crimp; fused (Hot)	2-4 AWG	6-8 AWG	30-C2022
	2-4 AWG	10-14 AWG	30-C2026
	6-8 AWG	6-8 AWG	30-C2222
	6-8 AWG	10-14 AWG	30-C2226
	10-14 AWG	10-14 AWG	30-C2626

2-Pole Dual Fused



Description	2 Line Side	2 Load Side	Part No.
Dual 2-Pole Breakaway, set screw; fused (both Hot)	2-14 AWG	2-14 AWG	30-S2222D

Y-Tap Dual Fused



Description	2 Line Side	1 Load Side	Part No.
Dual, Y-Tap Breakaway, set screw; fused (both Hot)	2-14 AWG	2-14 AWG	30-S2212D

One Wire Line/2 Wires Load Non-Fused



Description	1 Line Side	2 Load Side	Part No.
Y-Tap Breakaway, set screw; non-fused (Neutral)	2-14 AWG	2-14 AWG	30-S1222N
Y-Tap Breakaway, crimp; non-fused (Neutral)	2-4 AWG	6-8 AWG	30-C1222N
	2-4 AWG	10-14 AWG	30-C1226N
	6-14 AWG	6-8 AWG	30-C1622N
	6-14 AWG	10-14 AWG	30-C1626N

Two Wires Line/2 Wires Load Non-Fused



Description	2 Line Side	2 Load Side	Part No.
2-Pole Breakaway, set screw; non-fused (Neutral)	2-14 AWG	2-14 AWG	30-S2222N
2-Pole Breakaway, crimp; non-fused (Neutral)	2-4 AWG	6-8 AWG	30-C2022N
	2-4 AWG	10-14 AWG	30-C2026N
	6-8 AWG	6-8 AWG	30-C2222N
	6-8 AWG	10-14 AWG	30-C2226N
	10-14 AWG	10-14 AWG	30-C2626N

2-Pole Paired



Description	2 Line Side	2 Load Side	Part No.
Paired 2-Pole Breakaway, set screw; one fused (Hot); one non-fused (Neutral)	2-14 AWG	2-14 AWG	30-S2222P

Fuseholders (No Boot Included)



Description	1 Line Side	1 Load Side	Part No.
Fuseholder only, non-breakaway, set screw, fused	2-14 AWG	2-14 AWG	30-HS2
Fuseholder only, non-breakaway, crimp, fused	2-4 AWG	2-4 AWG	30-HC2
	6-14 AWG	6-14 AWG	30-HC6

SLK accepts solid or stranded and copper or aluminum conductors.

Breakaway Streetlight Connector & Splice Insulating Kits

CONSTRUCTION PRODUCTS
BUCHANAN

- Safe and easy installation in five minutes or less
- No special equipment necessary – requires only a knife, wire stripper, and a hex tool or crimp tool
- Built-in break-away design eliminates de-energization of complete circuits
- Safely separates upon impact without breaking wires – eliminates potential danger and electrical shock
- Spring-loaded contacts compensate for thermal expansion to maintain integrity of connection (breakaway models)



Application Guide

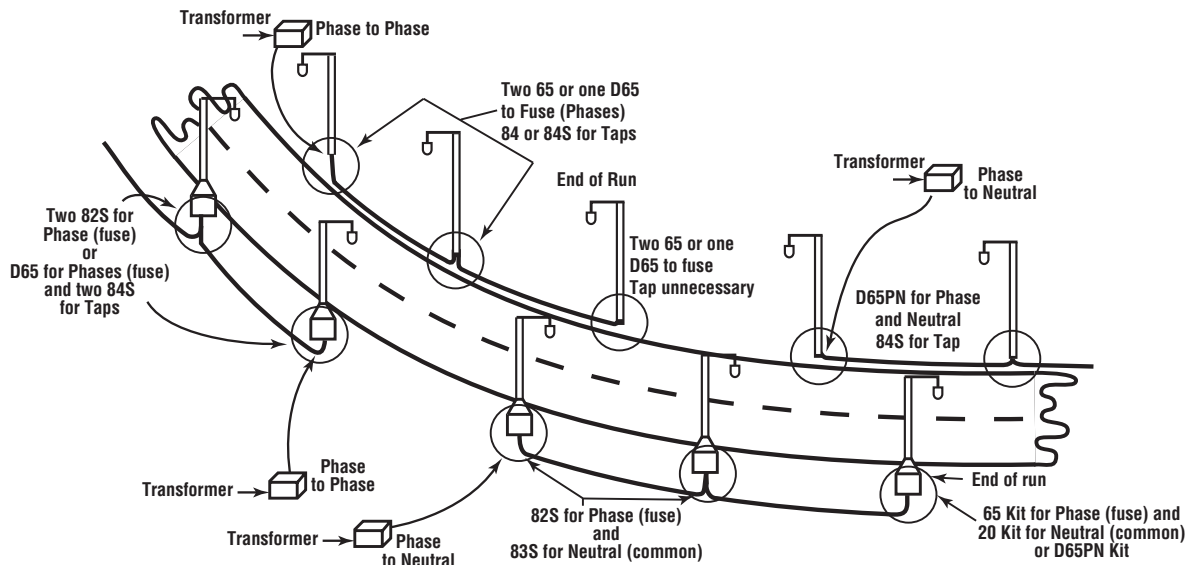
(Examples of Several Configurations)

For Poles with Transformer Bases, Standard Bases and Junction Boxes

Underground Feed Phase to Phase	
Configurations	Comments
D65 dual-in-line for phases and two 84S kits for taps	Recommended configuration
Two 82S Y-Tap Kits for phases and taps	Cost effective
Underground Feed Phase to Neutral	
DP65PN dual-in-line for phase and neutral and two 84S kits for tap	Recommended configuration
One 82S Y-Tap Kit for phase and tap and one 83S Y-Tap Kit for neutral and tap	Cost effective

For Lights Mounted to Utility Poles, etc.

Overhead Feed	
Configurations	Comments
Two B-Tap® Insulation Piercing Connectors for phase and/or tap (for insulated conductors only)	Recommended configuration, see B-Tap® Insulation Piercing Connectors on page A-36.



Example:

A Y-Tap Kit with set screws for a 2 AWG phase line side conductor with a diameter of .472 in. and a 10 AWG copper load side conductor is ordered as an 82S-EAFB1-C

For Insulation O.D. range .120 in. - .430 in. use ADB1. For Insulation O.D. range .420 in. - .785 in. use EAFB1

Note: Fused kits require a 13/32 in. x 1-1/2 in. fuse. **DO NOT USE GLASS OR INDICATING TYPES.** Waterproof or direct burial wire is recommended. THHN is **NOT recommended.**

Stated wire range for crimping stranded conductors. For crimping solid wire: 14-4 AWG, use codes. U, 2 AWG use code LC. Note: Fused Kits require a 13/32 in. x 1-1/2 in. fuse. **DO NOT USE GLASS OR INDICATING TYPES.** Waterproof or direct burial wire is recommended. THHN is **NOT recommended.** Insulation O.D. range is .120 in. - .430 in.



LR9706

In-Line Fused (Hot)

Line side
Double Ridge

Load side
Single Ridge



Fuse (not included)

Description	1 Line Side	1 Load Side	Part No.
In-Line Breakaway, crimp, fused	12-6 AWG Cu	12-6 AWG Cu	65U
	4-2 AWG Cu	12-6 AWG Cu	65LC-U
	4-2 AWG Cu	4-2 AWG Cu	65-LC

In-Line Non-Fused (Neutral)

Line side
Double Ridge

Load side
Single Ridge



Pin Contact

Description	1 Line Side	1 Load Side	Part No.
In-Line Breakaway, crimp, non-fused	12-6 AWG Cu	12-6 AWG Cu	20U
	4-2 AWG Cu	12-6 AWG Cu	20-LC-U
	4-2 AWG Cu	4-2 AWG Cu	20-LC

Dual In-Line Fused (Both Hot)

Line side
Double Ridge

Load side
Single Ridge



Fuse (not included)

Description	1 Line Side	1 Load Side	Part No.
Dual In-Line Breakaway, crimp, fused	12-6 AWG Cu	12-6 AWG Cu	D65U
	4-2 AWG Cu	12-6 AWG Cu	D65-LC-U
	4-2 AWG Cu	4-2 AWG Cu	D65-LC

Y-Splice Kits (Non-Breakaway/No Fuse)

Line side
housing (receptacle)

Y Insert
Assembly

Load side
housing (plug)



Terminal Block

Description	2 Line Side Set Screw	1 Load Side Set Screw	Part No.
Y-Splice Set Screw Tap & Run	10-2 AWG Cu/Al	10-2 AWG Cu/Al	84S-ADB1
	10-2 AWG Cu/Al	10-2 AWG Cu/Al	84S-EAFB1

Paired In-Line Non-Fused (One Hot, One Neutral)

Line side
Double Ridge

Load side
Single Ridge



White Band
(Neutral Side)

Pin
Contact
Fuse

White Band
(Neutral Side)

(not included)

Description	1 Line Side	1 Load Side	Part No.
Paired In-Line Breakaway, crimp, non-fused	12-6 AWG Cu	12-6 AWG Cu	D65PN-U
	4-2 AWG Cu	12-6 AWG Cu	D65PN-LC-U
	4-2 AWG Cu	4-2 AWG Cu	D65PN-LC

Y-Tap Fused (Hot)

Line side
housing (receptacle)

Y Insert
Assembly

Load side
housing (plug)



Fuse
(not included)

Description	2 Line Side Set Screw	1 Load Side Crimp	Part No.
Y-Tap Breakaway, fused	10-2 AWG Cu/Al	12-6 AWG Cu	82S-ADB1-C
	10-2 AWG Cu/Al	4-2 AWG Cu	82S-ADB1-LC
	10-2 AWG Cu/Al	12-6 AWG Cu	82S-EAFB1-C
	10-2 AWG Cu/Al	4-2 AWG Cu	82S-EAFB1-LC

Y-Tap Non-Fused (Neutral)

Line side
housing (receptacle)

Y Insert
Assembly

Load side
housing (plug)



Pin Contact

Description	2 Line Side Set Screw	1 Load Side Crimp	Part No.
Y-Tap Breakaway, non-fused	10-2 AWG Cu/Al	12-6 AWG Cu	83S-ADB1-C
	10-2 AWG Cu/Al	4-2 AWG Cu	83S-ADB1-LC
	10-2 AWG Cu/Al	12-6 AWG Cu	83S-EAFB1-C
	10-2 AWG Cu/Al	4-2 AWG Cu	83S-EAFB1-LC



ELECTRICAL CRIMP TERMINALS

The complete line of IDEAL crimp terminals, disconnects and splices offer the right product for any electrical system that might be encountered. From rings and spades to insulated disconnects, there's a product for any wire range. All insulated terminals are color-coded for easy identification and come in durable plastic packaging for easy storage.

- Butted seam-construction prevents splitting under maximum pressure
- Internal barrel serrations grip wires tightly to resist pull-out and reduce electrical resistance
- Tin-plated brass construction for corrosion resistance
- Shouldered barrel insulation quickly positions terminal for proper crimping
- Expanded insulation entry accommodates a wide variety of insulation diameters and provides additional insulation support


Rings & Forks



Disconnects






Splices



**Durable plastic package
for easy storage.**

Ring Terminals

Vinyl Insulated Ring Terminals

Wire Range	Stud Size	Max. Wire Ins. Dia.	Qty.	Part No.	Qty.	Part No.
22 - 18 AWG (0,5 - 1,0mm ²) 	6 (3,7mm)	0,157 (4,0mm)	25	83-2121	—	—
	8 (4,3mm)		25	83-2131	—	—
	10 (5,3mm)		25	83-2141	—	—
	1/4 (6,4mm)		25	83-2151	—	—
16 - 14 AWG (1,5 - 2,5mm ²) 	6 (3,7mm)	0,177 (4,5mm)	25	83-2221	—	—
	8 (4,3mm)		25	83-2231	—	—
	10 (5,3mm)		25	83-2241	1,000	84-2241
	1/4 (6,4mm)		25	83-2251	—	—
12 - 10 AWG (4,0 - 6,0mm ²) 	8 (4,3mm)	0,248 (6,3mm)	25	83-2331	—	—
	10 (5,3mm)		25	83-2341	1,000	84-2341
	1/4 (6,4mm)		25	83-2351	—	—
	5/16 (8,4mm)		25	83-2361	—	—
	3/8 (10,5mm)		25	83-2371	—	—

75°C/600 Volts max.

Non-Insulated Ring Terminals






Wire Range	Stud Size	Qty.	Part No.	Qty.	Part No.
22 - 18 AWG (0,5 - 1,0mm ²)	8 (4,3mm)	25	83-0131	—	—
	10 (5,3mm)	25	83-0141	—	—
16 - 14 AWG (1,5 - 2,5mm ²)	6 (3,7mm)	25	83-0221	—	—
	8 (4,3mm)	25	83-0231	—	—
12 - 10 AWG (4,0 - 6,0mm ²)	10 (5,3mm)	25	83-0241	1,000	84-0241
	8 (4,3mm)	25	83-0331	—	—
	10 (5,3mm)	25	83-0341	1,000	84-0341
8 AWG (8,0mm ²)	1/4 (6,4mm)	25	83-0351	—	—
	10 (5,3mm)	25	83-0421	500	84-0421
	5/16 (8,4mm)	25	83-0431	—	—
	3/8 (10,5mm)	25	83-0441	—	—
6 AWG (14,0mm ²)	1/4 (6,4mm)	25	83-0451	—	—
	10 (5,3mm)	20	83-0511	—	—
	5/16 (8,4mm)	20	83-0521	—	—
4 AWG (22,0mm ²)	3/8 (10,5mm)	20	83-0531	—	—
	1/4 (6,4mm)	20	83-0541	—	—
	5/16 (8,4mm)	20	83-0611	—	—
	3/8 (10,5mm)	20	83-0621	—	—
		20	83-0631	—	—

105°C/600 Volts max.



Spade Terminals




Vinyl Insulated Spade Terminals

Wire Range	Stud Size	Max. Wire Ins. Dia.	Qty.	Part No.	Qty.	Part No.
22 - 18 AWG (0,5 - 1,0mm ²) 	6 (3,7mm)	0,157 (4,0mm)	25	83-7111	1,000	84-7111
	8 (4,3mm)		25	83-7121	—	—
	10 (5,3mm)		25	83-7131	—	—
16 - 14 AWG (1,5 - 2,5mm ²) 	6 (3,7mm)	0,177 (4,5mm)	25	83-7151	—	—
	8 (4,3mm)		25	83-7161	1,000	84-7161
	10 (5,3mm)		25	83-7171	1,000	84-7171
12 - 10 AWG (4,0 - 6,0mm ²) 	6 (3,7mm)	0,248 (6,3mm)	25	83-7201	—	—
	8 (4,3mm)		25	83-7211	—	—
	10 (5,3mm)		25	83-7221	—	—
	1/4 (6,4mm)		25	83-7231	—	—

75°C/600 Volts max.



Vinyl Insulated Snap Spade Terminals

Wire Range	Stud Size	Max. Wire Ins. Dia.	Qty.	Part No.
22 - 18 AWG (0,5 - 1,0mm ²) 	6 (3,7mm)	0,134 (4,0mm)	25	83-7011
	8 (4,3mm)		25	83-7021
	10 (5,3mm)		25	83-7031
16 - 14 AWG (1,5 - 2,5mm ²) 	6 (3,7mm)	0,161 (4,5mm)	25	83-7051
	8 (4,3mm)		25	83-7061
	10 (5,3mm)		25	83-7071
12 - 10 AWG (4,0 - 6,0mm ²) 	8 (4,3mm)	0,248 (6,0mm)	25	83-7081
	10 (5,3mm)		25	83-7091
	1/4 (6,4mm)		25	83-7101

75°C/600 Volts max.



Non-Insulated Spade Terminals



Wire Range	Stud Size	Max. Wire Ins. Dia.	Qty.	Part No.	Qty.	Part No.
22 - 18 AWG (0,5 - 1,0mm ²)	6 (3,7mm)	0,157 (4,0mm)	25	83-6111	—	—
	8 (4,3mm)		25	83-6121	—	—
	10 (5,3mm)		25	83-6131	—	—
16 - 14 AWG (1,5 - 2,5mm ²)	8 (4,3mm)	0,177 (4,5mm)	25	83-6161	—	—
	10 (5,3mm)		25	83-6171	1,000	84-6171
12 - 10 AWG (4,0 - 6,0mm ²)	8 (4,3mm)	0,248 (6,3mm)	25	83-6211	—	—
	10 (5,3mm)		25	83-6221	—	—
	1/4 (6,4mm)		25	83-6231	—	—

105°C/600 Volts max.



Disconnects

Vinyl Insulated Female Disconnects

Wire Range	Tab Size	Max. Wire Ins. Dia.	Qty.	Part No.	Qty.	Part No.
22 - 18 AWG (0.5 - 1.0mm ²)	.110 x .020 (2.8mm x 0.5mm)	0.150 (3.8mm)	25	83-9511	-	-
	.187 x .020 (4.75mm x 0.5mm)		25	83-9541	-	-
	.250 x .032 (6.35mm x 0.8mm)		25	83-9571	-	-
16 - 14 AWG (1.5 - 2.5mm ²)	.110 x .020 (2.8mm x 0.5mm)	0.185 (4.7mm)	25	83-9521	-	-
	.187 x .020 (4.75mm x 0.5mm)		25	83-9551	-	-
	.250 x .032 (6.35mm x 0.8mm)		25	83-9581	500	84-9581
14 - 12 AWG (2.5mm - 4.0mm ²)	.250 x .032 (6.35mm x 0.8mm)	0.244 (6.2mm)	25	83-9591	-	-
12 - 10 AWG (4.0 - 6.0mm ²)	.250 x .032 (6.35mm x 0.8mm)	0.244 (6.2mm)	25	83-9601	500	84-9601

75°C/600 Volts max.



Vinyl Insulated Male Disconnects

Wire Range	Tab Size	Max. Wire Ins. Dia.	Qty.	Part No.
22 - 18 AWG (0.5 - 1.0mm ²)	.250 x .032 (6.35mm x 0.8mm)	0.150 (3.8mm)	25	83-9971
16 - 14 AWG (1.5 - 2.5mm ²)	.250 x .032 (6.35mm x 0.8mm)	0.185 (4.7mm)	25	83-9981
12 - 10 AWG (4.0 - 6.0mm ²)	.250 x .032 (6.35mm x 0.8mm)	0.244 (6.2mm)	25	83-9991

75°C/300 Volts max.



Non-Insulated Female Disconnects

Wire Range	Tab Size	Qty.	Part No.
22 - 18 AWG (0.5 - 1.0mm ²)	.110 x .020 (2.8mm x 0.5mm)	25	83-9411
16 - 14 AWG (1.5 - 2.5mm ²)		25	83-9421
22 - 18 AWG (0.5 - 1.0mm ²)	.187 x .020 (4.75mm x 0.5mm)	25	83-9441
16 - 14 AWG (1.5 - 2.5mm ²)		25	83-9451
22 - 18 AWG (0.5 - 1.0mm ²)	.250 x .032 (6.35mm x 0.8mm)	25	83-9471
16 - 14 AWG (1.5 - 2.5mm ²)		25	83-9481
12 - 10 AWG (4.0 - 6.0mm ²)		25	83-9501

105° C/300 Volts max. Not UL Listed.

Nylon Fully-Insulated Female Disconnects

Wire Range	Tab Size	Max. Wire Ins. Dia.	Qty.	Part No.	Qty.	Part No.
22 - 18 AWG (0.5 - 1.0mm ²)	.250 x .032 (6.35mm x 0.8mm)	0.150 (3.8mm)	25	83-9771	1,000	84-9771
16 - 14 AWG (1.5 - 2.5mm ²)		0.185 (4.7mm)	25	83-9781	1,000	84-9781
12 - 10 AWG (4.0 - 6.0mm ²)		0.244 (6.2mm)	25	83-9791	500	84-9791

105° C/300 Volts max.



Nylon Fully Insulated Male Disconnects

Wire Range	Tab Size	Max. Wire Ins. Dia.	Qty.	Part No.	Qty.	Part No.
22 - 18 AWG (0.5 - 1.0mm ²)	.250 x .032 (6.35mm x 0.8mm)	0.150 (3.8mm)	25	83-9911	500	84-9911
16 - 14 AWG (1.5 - 2.5mm ²)		0.185 (4.7mm)	25	83-9921	500	84-9921
12 - 10 AWG (4.0 - 6.0mm ²)		0.244 (6.2mm)	25	83-9931	500	84-9931

105° C/300 Volts max.



Vinyl Insulated Multi-Stack Disconnects



Wire Range	Tab Size	Max. Wire Ins. Dia.	Qty.	Part No.
22 - 18 AWG (0.5 - 1.0mm ²)	.250 x .032 (6.35mm x 0.8mm)	0.150 (3.8mm)	25	83-9611
16 - 14 AWG (1.5 - 2.5mm ²)		0.185 (4.7mm)	25	83-9621
12 - 10 AWG (4.0 - 6.0mm ²)		0.244 (6.2mm)	25	83-9631

75°C/300 Volts max.



Disconnects



Vinyl Insulated Bullet Disconnects

Wire Range	Max. Wire Ins. Dia.	Qty.	Part No.
22 - 18 AWG (0,5mm - 1,0mm ²) 	0.150 (3,8mm)	25	83-8001
16 - 14 AWG (1,5 - 2,5mm ²) 	0.185 (4,7mm)	25	83-8011

75°C/300 Volts max.




Vinyl Fully-Insulated Receptacles

Wire Range	Max. Wire Ins. Dia.	Qty.	Part No.
22 - 18 AWG (0,5mm - 1,0mm ²) 	0.150 (3,8mm)	25	83-8101
16 - 14 AWG (1,5 - 2,5mm ²) 	0.185 (4,7mm)	25	83-8111

75°C/300 Volts max.




Non-Insulated Flag Female Disconnects

Wire Range	Tab Size	Qty.	Part No.	Qty.	Part No.
16 - 14 AWG (1,5 - 2,5mm ²) 	0.250 x .032 (6,35mm x 0,8mm)	25	83-9401	500	84-9401

105°C/300 Volts max. Not UL Listed.




Adapter - Male to Female (2-1)

Tab Size	Qty.	Part No.
0.250 x .032 (6,35mm x 0,8mm) 	25	83-9801

105°C/300 Volts max. Not UL Listed.

Splices

Tap Splices




Wire Range	Color	Qty.	Part No.	Qty.	Part No.
22 - 18 AWG (0,5 - 1,0mm ²) 	Red	25	83-3261	250	84-3261
16 - 14 AWG (1,5 - 2,5mm ²) 	Blue	25	83-3271	—	—
12 - 10 AWG (4,0 - 6,0mm ²) 	Yellow	25	83-3281	—	—

75°C/600 Volts max.



Splices

Vinyl Insulated Butt Splices

Wire Range	Max. Wire Ins. Dia.	Qty.	Part No.	Qty.	Part No.
22 - 18 AWG (0,5 - 1,0mm ²) 	0.157 (4,0mm)	25	83-9281	1,000	84-9281
16 - 14 AWG (1,5 - 2,5mm ²) 	0.177 (4,5mm)	25	83-9291	1,000	84-9291
12 - 10 AWG (4,0 - 6,0mm ²) 	0.248 (6,3mm)	25	83-9301	500	84-9301

75°C/600 Volts max.






Non-Insulated Butt Splices



Wire Range	Qty.	Part No.	Qty.	Part No.
22 - 18 AWG (0,5 - 1,0mm ²)	25	83-9001	—	—
16 - 14 AWG (1,5 - 2,5mm ²)	25	83-9011	—	—
12 - 10 AWG (4,0 - 6,0mm ²)	25	83-9021	500	84-9021
8 AWG (8,0mm ²)	25	83-9031	250	84-9031
6 AWG (14,0mm ²)	20	83-9041	—	—
4 AWG (22,0mm ²)	20	83-9051	—	—

105°C/600 Volts max. Not UL Listed.

Vinyl Insulated Parallel Splices

Wire Range	Max. Wire Ins. Dia.	Qty.	Part No.
20 AWG (0,5mm ²) 	0.157 (4,0mm)	25	83-9351
16 AWG (1,5mm ²) 	0.177 (4,5mm)	25	83-9361
14 AWG (2,5mm ²) 	0.248 (6,3mm)	25	83-9371

75°C/600 Volts max.



Non-Insulated Parallel Splices



Wire Range	Qty.	Part No.	Qty.	Part No.
20 AWG (0,5 - 1,0mm ²)	25	83-9071	—	—
16 AWG (1,5 - 2,5mm ²)	25	83-9081	1,000	84-9081
14 AWG (4,0 - 6,0mm ²)	25	83-9091	1,000	84-9091

105°C/600 Volts max. Not UL Listed.

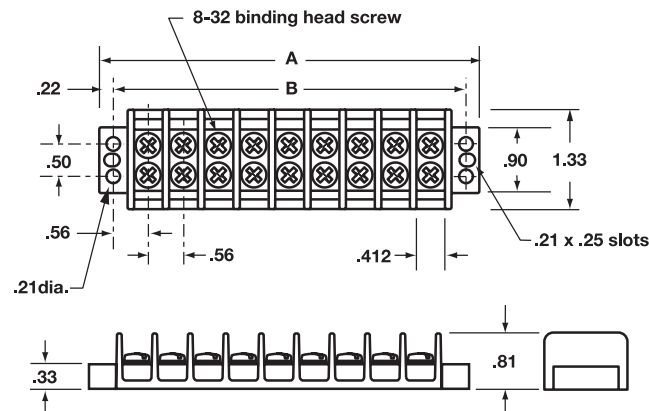
TERMINAL STRIPS

IDEAL® Terminal and Barrier Strips are designed and manufactured to be rugged, reliable and easy to use. A thermoplastic base and corrosion-resistant screws and hardware provide extended service life. Optional accessories provide convenient, versatile application. Available in a wide variety of circuit configurations, electrical ratings and center-spacing, there is an IDEAL® terminal strip for virtually every job.

- Heavy-duty, corrosion-resistant screws, surface plates and optional hardware
- Accessory hardware provides a variety of termination options
- Rugged polyester thermoplastic base (UL Rated 94V-0)
- Operating temperature rated from 130°C (260°F) to -40°C (-40°F)
- UL Recognized (E82048) and CSA Certified (LR15364)

89-200 Series Terminal Strips

- .562 in. (14.28mm) center spacing
- Accepts wire sizes from 10 through 22 AWG Cu
- #8-32 Philslot, zinc-plated steel terminal screws
- Recommended torque: 16 in. - lb.

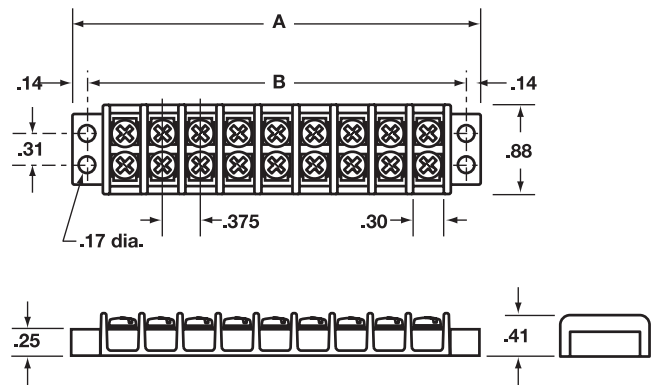


No. of Poles	Dimensions (Inches)		Part No.
	A	B	
2	2.13	1.69	89-202
3	2.69	2.25	89-203
4	3.25	2.81	89-204
6	4.37	3.94	89-206
8	5.50	5.06	89-208
10	6.62	6.19	89-210
12	7.75	7.31	89-212

Ratings: 30A/600V UL Listed, CSA Certified (30A/250V when used with optional quick connects).

89-300 Series Terminal Strips

- .375 in. (9.52mm) center spacing
- Accepts wire sizes from 14 through 22 AWG Cu
- #6-32 Philslot, zinc-plated steel terminal screws
- Recommended torque: 9 in. - lb.

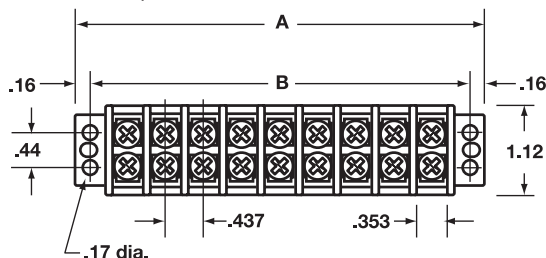


No. of Poles	Dimensions (Inches)		Part No.
	A	B	
2	1.40	1.12	89-302
4	2.16	1.88	89-304
6	2.90	2.62	89-306
8	3.66	3.38	89-308
10	4.40	4.12	89-310
12	5.16	4.88	89-312

Ratings: 30A/300V UL Listed, 20A/150V CSA Certified (15A/125V when used with optional quick connects).

89-400 Series Terminal Strips

- .437 in. (11.10mm) center spacing
- Accepts wire sizes from 12 through 22 AWG Cu
- #6-32 Phlslot, zinc-plated steel terminal screws
- Recommended torque: 9 in. - lb.



No. of Poles	Dimensions (Inches)		Part No.
	A	B	
2	1.63	1.31	89-402
4	2.51	2.18	89-404
6	3.38	3.06	89-406
8	4.25	3.93	89-408
10	5.13	4.81	89-410
12	6.00	5.68	89-412

Ratings: 30A/300V UL Listed, CSA Certified.

Jumpers



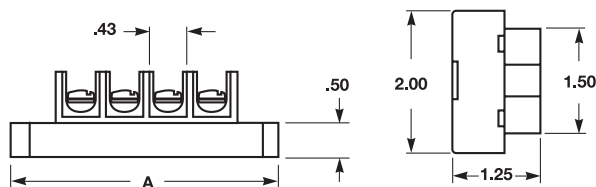
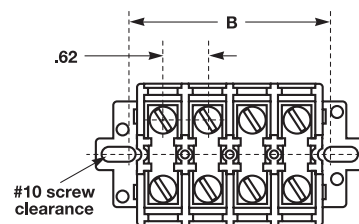
- Provides easy connection of multiple circuits

For use w/ Terminal Strip Series	Center Spacing (in.)	Qty.	Flat Slip-on Part No.	Over Barrier Slip-on Part No.	Flat 12-Circuit Part No.
89-200	.562	10	89-229	89-224	—
		100	89-230	—	—
89-300	.375	10	89-323	89-324	—
		100	89-330	—	—
89-400	.437	10	89-423	89-424	—
		100	89-430	—	—
89-500	.625	2	—	—	89-525

89-500 Series Terminal Strips



- Available in standard or shorting block styles
- .625 in. (15.88mm) center spacing
- Accepts wire sizes from 6 through 22 AWG Cu
- #10-32 Phlslot, nickel-plated brass terminal screws
- Recommended torque: 20 in. - lb.



No. of Poles	Dimensions (Inches)		Standard Block Part No.	Shorting Block Part No.
	A	B		
4	3.75	2.87	89-504	89-505
6	5.00	4.12	89-506	89-507
8	6.25	5.37	89-508	89-509
12	8.75	7.87	89-512	89-513

Ratings: 60A/600V UL Listed, CSA Certified (Max. rating achieved with #6 AWG Cu wire crimped to ring terminals)

Quick Connects

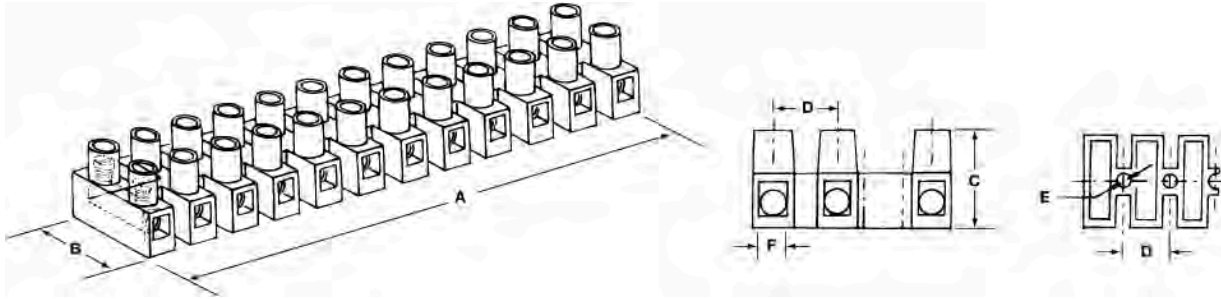



- Allows fast, flexible circuit changes

For use w/ Terminal Strip Series	Tab Size (in.)	Qty.	Flat-None Part No.	Flat-Flat Part No.
89-300	.187 x .020	10	89-314	89-317
89-200 & 89-400	.250 x .031	10	89-414	89-417

BARRIER STRIPS

- Recessed screws and tubular contacts provide added safety and help prevent short circuits
- Tubular contacts connect stripped, un-terminated solid or stranded wire directly to each contact
- Integrated wire protectors prevent twisting and breakage of stranded wire during connection
- Modular 12-circuit design can be cut into smaller sections, or stacked end-to-end
- Rugged nylon construction, UL 94V2
- Operating temperature rated to 105°C (221°F)



Electrical Ratings	Wire Range	No. of Circuits	Torque in.- lb.	Dimensions (Inches)						Part No.
				A	B	C	D	E	F*	
20A/300V UL 20A/600V CSA	22 - 12 AWG	12	3.5	3.787	0.669	0.570	0.315	0.114	0.110	89-608
30A/300V UL 30A/600V CSA	22 - 10 AWG 22 - 12 AWG	12	4.4	4.626	0.795	0.670	0.394	0.142	0.134	89-610
35A/300V UL/cUL	22 - 10 AWG	12	7.0	5.540	0.937	0.748	0.472	0.154	0.154	89-612
50A/300V UL/cUL	20 - 8 AWG	12	12.0	6.220	1.008	0.992	0.531	0.173	0.189	89-614

*Plus or minus .004 in.



INSULATION CONNECTORS

B-TAP® Insulation Piercing Connectors

Safe, dependable and easy. The Buchanan B-TAP® Insulation Piercing Connector offers a breakaway torque nut that guarantees a perfect connection every time, no more guesswork. It simply snaps off when UL torque requirements are met. The grease-filled rubber end caps provide superior water and corrosion resistance, while the insulation-piercing design eliminates downtime and power interruptions.

That translates into a 60% installed cost savings compared to split bolts. Installation is easy; all you need is a standard socket or wrench. B-TAP® Connectors can be safely installed on energized systems, eliminating power interruptions and downtime.

B-TAP® Connectors...EASY AS 1, 2, 3.

1. Select proper B-TAP® connector.
2. Position cables. No need to turn off power.
3. Tighten breakaway torque nut with a standard socket or wrench.

To determine the most appropriate B-TAP® connector for a specific main and tap combination, see chart.



Wire Range Chart

Part No.	Wire Size																		
	14	12	10	8	6	4	3	2	1	1/0	2/0	3/0	4/0	250	300	350	400	500	750
BTC1/0-10	Main: 1/0 - 8																		
	Tap: 2 - 10																		
BTC2/0-14	Main: 2/0 - 4																		
	Tap: 10 - 14																		
BTC4/0-10	Main: 4/0 - 3																		
	Tap: 2 - 10																		
BTC250-6	Main: 250 - 4																		
	Tap: 4/0 - 6																		
BTC350-1/0	Main: 350 - 1/0																		
	Tap: 350 - 1/0																		
BTC500-4	Main: 500 - 2/0																		
	Tap: 4/0 - 4																		
BTC500-1/0	Main: 500 - 4/0																		
	Tap: 350 - 1/0																		
BTC500-14	Main: 750 - 3/0																		
	Tap: 10 - 14																		
BTC750-250	Main: 750 - 250																		
	Tap: 500 - 250																		

Full-line is 600V dual-rated, 194°F (90°C)

Conductor Range		Voltage Rating	Socket Size (Inches)	Torque (In. Lbs.)	No. of Bolts	Part No.
Run	Tap					
1/0-8	2-10 ¹	600V	1/2	80	1	BTC1/0-10
2/0-4	10-14 ²	600V	1/2	80	1	BTC2/0-14
4/0-3	2-10 ³	600V	1/2	125	1	BTC4/0-10
250-4	4/0-6	600V	1/2	160	1	BTC250-6
350-1/0	350-1/0	600V	5/8	330	2	BTC350-1/0
500-2/0	4/0-4	600V	5/8	330	2	BTC500-4
500-4/0	350-1/0	600V	5/8	330	2	BTC500-1/0
750-3/0	10-14 ⁴	600V	1/2	80	1	BTC500-14
750-250	500-250	600V	5/8	330	2	BTC750-250

¹ Tap #2 - #10 Cu solid/stranded; #2 - #10 Al stranded

² Tap #10 - #14 Cu solid/stranded; #10 - #14 Al stranded

³ Tap #2 - #10 Cu solid/stranded; #2 - #8 Al stranded

⁴ Tap #10 - #14 Cu solid/stranded; #10 - #12 Al stranded



TOOLS & SUPPLIES

PROFESSIONAL QUALITY, INNOVATIVE SOLUTIONS

When it comes to quality, performance, and durability, IDEAL is the professional choice for hand tools, fish tapes, benders, lubricants, power tool accessories, electrical supplies, and much more. Electricians know what it takes to on the job in today's world and IDEAL tools & supplies fulfill their needs through performance and innovation. With a full line of professional grade tools and supplies, IDEAL supports electrician's and contractor's needs. Continuing to evolve and investing in manufacturing and engineering, IDEAL has been providing professional grade tools and supplies since 1916.

WIRE FISHING

Fish Tapes.....	B-4
Fishing Poles.....	B-7
Wire Pulling Lubricants	B-9
Pulling Supplies.....	B-12

HAND TOOLS

Conduit Benders.....	B-16
Wire Strippers.....	B-18
Wire Cutters.....	B-20
Pliers.....	B-22
Saws.....	B-24
Knives.....	B-25
Levels.....	B-25
Crimp Tools	B-26
Cable Cutters.....	B-27
Multi-Bit Screwdrivers	B-30
Twist-a-Nut™ Screwdrivers/ Nut Drivers	B-31
Cushioned-Grip Screwdrivers	B-33
Nut Drivers.....	B-36
Industrial Bits.....	B-39
Insulated Tools	B-42
Tool Carriers/Pouches	B-48
Tool Kits	B-55

POWER TOOL ACCESSORIES

Carbide Cutters.....	B-62
Step Bits	B-65
Drill Taps	B-66
Hole Saws.....	B-67

POWER TOOL ACCESSORIES

Auger Bits.....	B-70
Reciprocating Blades.....	B-71
Flex Bits / Spade Bits	B-73

ELECTRICAL TAPE / SEALANT

Electrical Tapes.....	B-75
Specialty Tapes	B-76
Insulating Wraps	B-78
Underground Tapes.....	B-79
Barricade Tapes.....	B-80
Duct Seal.....	B-80

WIRE MANAGEMENT

Cable Ties	B-82
Cable Tie Tools.....	B-87
Wire Markers.....	B-88
Staples.....	B-89
Switches.....	B-91

HEAT SHRINK

Thermo-Shrink® Heat Shrink	B-94
----------------------------------	------

LOCKOUT/TAGOUT

Kits.....	B-99
Lockouts.....	B-104
Padlocks.....	B-107
Tags	B-107
Signs	B-108
Conduit Markers.....	B-108



PLIERS
Page B-21

THE ELECTRICIAN'S
CHAMPION™  **IDEAL**®

WIRE FISHING

Type

Blued-Steel™



- Laser etched in 12 in. increments to provide instant conduit length
- Stiffer for long runs
- Highest grade carbon steel
- Tensile strength 1,600 lbs.

Stainless Steel



- Laser etched in 12 in. increments to provide instant conduit length
- Tensile strength 1,600 lbs.

S-Class®




- Non-conductive fiberglass tape for use around live circuits
- Omni-directional pushing
- 3 tip choices - leader, metal eyelet and non-conductive eyelet
- Pulling strength 500 lbs.

Volt-Guard



- Non-conductive tape for use around live circuits
- Pulling strength 350 lbs.

Zoom™



- 19 strands of stainless steel
- Ultra hard nylon jacket adds slipperiness, protects cables and user's hands
- Pulling strength 1,000 lbs.

Gold-Fish®



- Brass-plated coiled steel
- Kink proof
- Tensile strength 700 lbs.

Cases

Tuff-Grip™ Pro

- Durable case takes up to 20 ft. drop without breaking
- Full-perimeter handle band helps keep dirt and moisture out
- Superior pull-out and rewind characteristics




Rapid-Pak®

- Inner rotating reel with winding knob for increased labor savings
- Funneled tape opening reduces kinking and tape breakage
- Reversible, hinged knob for right or left handed rewinds



Thumb Winder™

- Convenient 7 in. size for easy tool bag storage
- Durable impact resistant ABS case
- Easy-to-use thumb-operated rewind



⚠ WARNING

Always use approved safety glasses when using this product. Do not use near energized equipment. Electrical shock may occur. Make sure all power is off. Do not use pliers or other tools that may kink, damage, or weaken any round fish tapes such as S-Class®, Nylon or Zoom™. Use only a fish tape puller designed for this purpose. While fish tapes made of fiberglass, nylon or other composite materials are non-conductive, they may have a metal eyelet that is conductive and could be grounded against conduit. Do not use on live electrical circuits. Do not attempt to use fish tape that is fractured or has multiple ends. Keep the fish tape wound in the reel to prevent damage to the tape. Use this product in a safe work position to prevent loss of balance. Never remove the screws from case while fish tape is coiled inside the reel. Failure to follow instructions may result in severe bodily harm or damage to property.

The Fish Tape square inlay with notched corner combined with an ergonomic handle is a registered trademark of IDEAL INDUSTRIES, INC. Reg. U.S. Pat. & Tm. Off.

The blue color of the Fish Tape products is a registered trademark of IDEAL INDUSTRIES, INC. Reg. U.S. Pat. & Tm. Off.

Blued-Steel™ Fish Tapes

- Laser etched in 12 in. increments to provide instant conduit length
- High column strength for longer runs
- Non-oily finish resists rust



Length (ft.)	Width & Thickness	Case Diameter	End Type	Tuff-Grip™ Pro	Thumb-Winder™	Replacement Tapes (No Case)
25	1/8 in. x .045 in.	7 in.	Formed hook	-	31-012	-
50	1/8 in. x .045 in.	7 in.		-	31-010	-
	1/8 in. x .060 in.	9 in.		31-033	-	31-004
60				31-055	-	31-035
120	1/8 in. x .060 in.	12 in.		31-056	-	31-036
240				31-057	-	31-038
50	1/4 in. x .060 in.	12 in.		31-059	-	31-051
100				31-058	-	31-050
200				-	-	31-052
400	1/4 in. x .060 in.	None		-	-	31-2128
-			-	-	31-2982*	

*Bulk roll 750 lbs. (approximately 12,000 ft.)

Stainless Steel Fish Tapes

- Laser etched in 12 in. increments to provide instant conduit length
- Tape will not rust or corrode in humid environments
- Stainless steel design provides a smooth pay-out



Length (ft.)	Width & Thickness	Case Diameter	End Type	Tuff-Grip™ Pro	Replacement Tape (No Case)
120	1/8 in. x .060 in.	12 in.	Formed hook	31-066	-
240				31-067	31-074

Zoom™ Fish Tapes

- Great for hard to navigate conduit with multiple bends
- Nylon jacket protects the stainless steel core while adding to the slipperiness of Zoom™



Length (ft.)	Diameter	Case Diameter	End Type	Tuff-Grip™ Pro	Replacement Tapes (No Case)
50	3/16 in.	12 in.	Metal Eyelet	31-090	31-091
100				31-092	31-093
200		16 in.*		31-096	-

*Traditional handle

The Fish Tape square inlay with notched corner combined with an ergonomic handle is a registered trademark of IDEAL INDUSTRIES, INC. Reg. U.S. Pat. & Tm. Off.

The blue color of the Fish Tape products is a registered trademark of IDEAL INDUSTRIES, INC. Reg. U.S. Pat. & Tm. Off.

S-Class® Fiberglass Fish Tapes

- Non-conductive tape
- Structural glass core provides a more durable fiberglass tape
- Fiberglass core with nylon outer jacket provides durability



Length (ft.)	Diameter	Case Diameter	End Type	Tuff-Grip™ Pro	Rapid-Pak®	Replacement Tapes (No Case)
50	3/16 in.	12 in.	Leader	31-060	31-187	31-150
			Metal Eyelet	31-062	31-190	31-160
			Non-Conductive Eyelet	31-086	-	31-200
100	3/16 in.	12 in.	Leader	31-061	31-186	31-152
			Metal Eyelet	31-063	31-189	31-162
			Non-Conductive Eyelet	31-087	-	31-201
200	3/16 in.	16 in.*	Leader	31-064	31-207	31-155
			Metal Eyelet	31-065	31-208	31-165
			Non-Conductive Eyelet	31-088	-	31-202

*Traditional handle

Volt-Guard Fish Tapes

- Light-duty non-conductive tape for use around live circuits
- Elliptical design gives the Volt-Guard greater pushing power
- Repair kit available, order #31-541



Length (ft.)	Width & Thickness	Case Diameter	End Type	Tuff-Grip™ Pro	Replacement Tapes (No Case)
60	3/16 in. x .094 in.	12 in.	Non-Conductive Eyelet	31-542	31-552
120				31-544	31-554

Gold-Fish® Fish Tape

- Ultra-flexible tape for hard-to-navigate areas
- Brass-plated coils resist rust
- No "memory" - hangs straight after being coiled for long periods



Length (ft.)	Diameter	Case Diameter	End Type	Tuff-Grip™ Pro	Replacement Tape (No Case)
50	3/16 in.	12 in.	Metal Eyelet	31-144	31-141

The Fish Tape square inlay with notched corner combined with an ergonomic handle is a registered trademark of IDEAL INDUSTRIES, INC. Reg. U.S. Pat. & Tm. Off.

The blue color of the Fish Tape products is a registered trademark of IDEAL INDUSTRIES, INC. Reg. U.S. Pat. & Tm. Off.

Fish Tape Leaders



- Guides fish tape around bends in conduit
- Handles up to six 10 AWG bare wires
- Pulls up to 500 lbs.

Description	Part No.
Fish Tape Leader for steel or stainless steel tapes	31-148

Fish Tape Swivel Ball



- Swivels to prevent wires from twisting during pull
- Designed for use on 1/8 in. steel or stainless steel tapes
- Eyelet holds up to four 10 AWG bare wires

Description	Part No.
Fish Tape Swivel Ball	31-085

Tuff-Grip™ Pro Accessories



- Replacement includes: Fish Tape Case (2 halves) and Handle (1)

Description	Part No.
Fish Tape Parts Kit	KB-0173
Screws* (not included, kit requires 4)	LA-4218

*Screws not included, must be ordered separately.

Fish Tape Non-Conductive Tip Replacement Kits

31-203



31-541



- Easy to apply
- Each kit includes two eyelets & adhesive

Description	Part No.
Volt-Guard Fish Tape Repair Kit	31-541
S-Class® Fish Tape Repair Kit	31-203

Fish Tape Field Application Repair Kits

- For use on S-Class® & Zoom™ Fish Tapes
- Crimps on new eyelet or leader in minutes
- Dies can be used with Crimpmaster™ Crimp Tool
- Connection guaranteed to withstand 500 lbs.



31-158



31-166



31-156

Description	Part No.
Field Application Kit includes: Crimpmaster™ Crimp Tool frame (30-506), die set, S-Class® eyelets (2), S-Class® leaders (2), Zoom™ eyelets (2) & instant adhesive	31-156
Die Set Kit includes: eyelets (2), leaders (2) & instant adhesive (for those who already have a Crimpmaster™ Crimp Tool)	31-164
Replacement eyelets (4) for S-Class® Fish Tapes & adhesive	31-158
Replacement leaders (4) for S-Class® Fish Tapes & adhesive	31-159
Replacement eyelets (2) for Zoom™ Fish Tapes	31-094
Die Set Only (for those who already have a Crimpmaster™ Crimp Tool)	31-166

The Fish Tape square inlay with notched corner combined with an ergonomic handle is a registered trademark of IDEAL INDUSTRIES, INC. Reg. U.S. Pat. & Tm. Off.

The blue color of the Fish Tape products is a registered trademark of IDEAL INDUSTRIES, INC. Reg. U.S. Pat. & Tm. Off.

Tuff-Rod™ Regular Flex Fishing Poles



- Strong, lightweight, flexible extendable fiberglass rod kits
- Use to reach and pull wires over suspended ceilings, in cable trays or through interior walls
- Packaged in clear tubes for protection and long-term storage
- 1/4 in. white fiberglass
- Extra stiffness for added control when maneuvering wires

Description	Length	Diameter	Sections	Part No.
Threaded bullet nose and threaded J hook end	12 ft. total	1/4 in.	3 ea. 4 ft.	31-611
	24 ft. total		4 ea. 6 ft.	31-612
Replacement Rods	4 ft. x 12		12 ea. 4 ft.	31-643
	6 ft. x 12		12 ea. 6 ft.	31-644

Tuff-Rod™ Extra Flex Glow Fishing Poles


- Strong, lightweight, flexible extendable fiberglass rod kits
- Use to reach and pull wires over suspended ceilings, in cable trays or through interior walls
- Packaged in clear tubes for protection and long-term storage
- 3/16 in. pale green luminescent fiberglass
- Glow-in-the-dark material for easy use in attics, basements and other dimly lit areas




Description	Length	Diameter	Sections	Part No.
Threaded bullet nose and threaded J hook end	8 ft. total	3/16 in.	2 ea. 4 ft.	31-654
	12 ft. total		3 ea. 4 ft.	31-631
	15 ft. total		3 ea. 5 ft.	31-653
	30 ft. total		5 ea. 6 ft.	31-633
Replacement Rods	4 ft. x 12	12 ea. 4 ft.	31-647	
	6 ft. x 12	12 ea. 6 ft.	31-648	

Tuff-Rod™ Accessory Kits

- Includes replacement heads: one threaded bullet nose, one threaded J hook and one threaded whisk




Description	Part No.
3/16 in. Accessory Kit	31-651
1/4 in. Accessory Kit	31-652



Crimped edge provides exceptional "pull-off" strength for a durable, long-lasting fishing pole

Ultra smooth gel coat helps protect hands from fiberglass

Fiber reinforced composite pultrusion for consistent high quality



700 lbs.
"Pull-off" strength

WIRE LUBRICANTS & PULLING ACCESSORIES

Application Selection

	Commercial	Utility
Temperature Range	40°F - 120°F (4°C - 49°C)	-28°F - 120°F (-33°C - 49°C)
Length of Run	Up to 75 ft. (finished construction) Up to 1,200 ft. (new construction)	Up to 250 ft.
Installation Time	8 hrs.	24 hrs.
Best Choice	ClearGlide® (finished construction) Yellow 77® and Yellow 77® Plus (new construction)	Aqua-Gel® II & Velocity™ (indoors, outdoors) Aqua-Gel® CW & IIP (outdoors)

Product Selection

	Yellow 77®	Yellow 77® Plus	ClearGlide®	Aqua-Gel® II	Aqua-Gel® IIP	Aqua-Gel® CW	Velocity™
Color	Yellow	Yellow	Clear	Blue	Blue	Pink	Cream
Base	Wax	Wax	Polymer	Polymer	Polymer	Polymer	Polymer
Average Coefficient of Friction*	.17	.16	.23	.19	.19	.19	.16
Stability Range	32°F - 130°F (0°C - 54°C)	32°F - 190°F (0°C - 88°C)	32°F - 180°F (0°C - 82°C)	28°F - 180°F (-2°C - 82°C)	28°F - 180°F (-2°C - 82°C)	-28°F - 190°F (-33°C - 82°C)	25°F - 140°F (-3.9°C - 60°C)
Application Temperature Range	40°F - 100°F (4°C - 38°C)	40°F - 100°F (4°C - 38°C)	40°F - 100°F (4°C - 38°C)	40°F - 100°F (4°C - 38°C)	40°F - 100°F (4°C - 38°C)	-28°F - 40°F (-33°C - 4°C)	40°F - 140°F (4°C - 82°C)
Compatibility (Cable Types):							
Rubber	•	•	•	•	•	•	•
Neoprene	•	•	•	•	•	•	•
Nylon	•	•	•	•	•	•	•
PVC	•	•	•	•	•	•	•
High-density or cross-linked polyethylene	•	•	•	•	•	•	•
Low-density polyethylene		•	•	•	•	•	•
Semi-conducting jacket		•	•	•	•	•	•
Hypalon	•	•	•	•	•	•	•

*Results from NEETRAC, an independent testing laboratory affiliated with The Georgia Institute of Technology.

Recommended Qty. of Lubricant Formula

$$Q = .0015 \times L \times D$$

Q = Quantity of recommended lube in gallons

L = Length of pull in feet

D = Nominal ID of conduit in inches

This formula may be used as a guideline for estimating the quantity of lubricant needed for various jobs. Many additional factors may impact quantity needed. Increase quantities if any of the following apply:

- Stiff or heavy cable
- Rough, old, or dirty conduit
- High percent conduit fill
- Pull with several bends
- High temperatures



Yellow 77® Plus Wire Pulling Lubricant

- Rapid Glide™ polytetrafluoroethylene additive provides greater lubricity than other wax-based lubricants – great for tough pulls
- Safe to use with all cable types
- Clings to cable throughout long runs, even where moisture is present
- Remains stable in high temperatures – usable from 32°F to 190°F (0°C to 88°C)
- Dries slowly to a thin, non-conductive film
- Creamy texture applies easily and uniformly by hand or brush
- Homogeneous blend requires no mixing
- Won't dry out – surface coat forms to control evaporation
- Environmentally safe – non-toxic, non-flammable and non-corrosive



Description	Part No.
1-qt. Squeeze Bottle	31-398
1-gal. Bucket	31-391
5-gal. Bucket	31-395



ClearGlide® Wire Pulling Lubricant

- Clear and colorless for quick and easy clean-up – great for indoor and retrofit pulls
- Exceptional lubricity for super-fast pulls
- Polymer-based formula is perfect for all electrical and datacom applications
- Safe to use with all cable types
- Controlled evaporation rate is ideal for shorter runs
- Remains stable over wide temperature ranges – usable from 32°F to 180°F (0°C to 82°C)
- Dries to a semi-fluid film
- Easy to apply by hand, brush or pump
- Environmentally safe – non-toxic, non-flammable and non-corrosive



Description	Part No.
1-qt. Squeeze Bottle	31-388
1-gal. Bucket	31-381
5-gal. Bucket	31-385
55-gal. Drum	31-2143



Yellow 77® Wire Pulling Lubricant

- The #1 brand of wire pulling lubricant since 1959
- Wax-based formula provides superior lubricity
- Safe to use with most cable types except low-density polyethylene and semi-conducting jackets
- Clings to cable throughout long pulls, even where moisture is present
- Won't break down or separate after repeated exposure to freezing temperatures
- Dries slowly to a thin, non-conductive film
- Creamy texture applies easily and uniformly by hand or brush
- Homogeneous blend requires no mixing
- Won't dry out – surface coat forms to control evaporation
- Environmentally safe – non-toxic, non-flammable and non-corrosive



Description	Part No.
1-qt. Squeeze Bottle	31-358
1-gal. Bucket	31-351
5-gal. Bucket	31-355
55-gal. Drum	31-365

Aqua-Gel® II Cable Pulling Lubricant



- Polymer-based formula provides maximum tension reduction in high-stress electrical and communication cable-pulling operations
- Cleans up easily with soap and water
- Clings to cable throughout long pulls
- Remains stable over wide temperature range – usable from 28°F to 180°F (-2°C to 88°C)
- Dries to a semi-fluid film that won't clog conduit
- Easy to apply by hand, brush or pump
- Environmentally safe – non-toxic, non-flammable and non-corrosive
- For indoor and outdoor use

Description	Part No.
1-qt. Squeeze Bottle	31-378
1-gal. Bucket	31-371
5-gal. Bucket	31-375
55-gal. Drum	31-3855



Aqua-Gel® IIP Cable Pulling Lubricant

- Features the same excellent qualities as Aqua-Gel® II Cable Pulling Lubricant with a lower viscosity for easy pouring and pumping
- Pourable formula clings to cable – eliminates hand application for a clean and safe job
- Cleans up easily with soap and water
- Environmentally safe – non-toxic, non-flammable and non-corrosive
- For outdoor use



Description	Part No.
1-gal. Jug	31-421
5-gal. Bucket	31-425
55-gal. Drum	31-435



Aqua-Gel® CW Cable Pulling Lubricant

- Features the same excellent qualities as Aqua-Gel® II Cable Pulling Lubricant with a lower temperature range for use outdoors in cold weather
- Polymer-based, cold-weather formula remains stable in storage from -28°F to 190°F (-33°C to 82°C)
- Formulated for exterior use in cold weather conditions
- Cleans up easily with soap and water
- Clings to cable throughout long pulls
- Well-suited for hand or poured applications
- Environmentally safe – non-toxic, non-flammable and non-corrosive
- For outdoor use



Description	Part No.
1-qt. Squeeze Bottle	31-298
1-gal. Jug	31-291
5-gal. Bucket	31-295



Velocity™ Wire Pulling Lubricant

- High cling factor
- Maximum friction reduction
- Specification grade
- Compatible with all cable types
- Temperature stable
- Non-combustible residue
- Environmentally safe – non-toxic, non-flammable and non-corrosive



Description	Part No.
1-qt. Squeeze Bottle	31-276
1-gal. Bucket	31-277
5-gal. Bucket	31-278

Noalox® Anti-Oxidant

- Anti-oxidant compound improves efficiency and service life of aluminum electrical connections
- Suspended zinc particles penetrate and cut aluminum oxide
- Provides additional inner-strand and inner-conductor current paths for improved conductivity and cooler connections
- Carrier material excludes air to minimize further oxidation
- For use with pressure-type wire connectors including lugs, taps, service entrances and split-bolts
- Reduces galling and seizing when applied on aluminum conduit joints promoting good ground continuity




Description	Part No.
1/2-oz. Tube	30-024
4-oz. Squeeze Bottle	30-026
8-oz. Squeeze Bottle	30-030
8-oz. Brush Cap	30-031
1-gal. Bucket	30-032
5-gal. Bucket	30-040
55-gal. Drum	30-1216

Compatible with aluminum to aluminum and aluminum to copper connections.



For a Safety Data Sheet on lubricants and other products visit us at idealind.com.



Pro-Pull™ Measuring Pull Tape

Save time and money with Pro-Pull™ Measuring Pull Tape. Made from woven polyester fiber, Pro-Pull™ Measuring Pull Tape maintains softness for less hand damage than traditional polypropylene rope while minimizing stretch and maximizing abrasion resistance. Pro-Pull™ is clearly printed with tensile strength, sequential footage markings, printing dates, and lot tracing for easy product identification and peace of mind.

- Highly legible sequential footage markings
- Increased efficiency, measure and pull in a single step
- Enhanced softness reduces hand damage
- High quality standards including lot tracing



TOOLS & SUPPLIES

Description	Tensile Strength (lb.)	Width (in.)	Length (ft.)	Part No.
Buckets				
Pro-Pull™ Measuring Pull Tape	400	1/4	4,500	31-400B-45
	1,800	1/2	1,300	31-1800B-13
Reels				
Pro-Pull™ Measuring Pull Tape	1,250	1/2	1,000	31-1250-10
	1,250	1/2	3,000	31-1250-30
	1,250	1/2	5,000	31-1250-50
	1,800	5/8	1,000	31-1800-10
	1,800	5/8	3,000	31-1800-30
	1,800	5/8	5,000	31-1800-50
	2,500	3/4	1,000	31-2500-10
	2,500	3/4	1,500	31-2500-15
	2,500	3/4	3,000	31-2500-30

Pro-Pull™ Conduit Measuring Tape

Pro-Pull™ Conduit Measuring Tape makes measurement of conduit runs quick and easy. Made from a stranded polyester fiber, Pro-Pull™ Conduit Measuring Tape will not rot or mildew and can be left in the conduit for future use.

- Highly legible sequential footage markings
- Easily blown through conduit
- Will not rot or mildew



Description	Tensile Strength (lb.)	Length (ft.)	Part No.
Pro-Pull™ Conduit Measuring Tape	160	3,000	31-0160-30

Valu-Line™ Pull Line

- White with gray tracer for easy identification
- Continuous-fiber polyline great for blowing directly into conduit
- Will not rot or mildew
- Can be left in conduit for future use

**STANDARD DUTY
190 LBS.**



Description	Tensile Strength	Length	Part No.
Valu-Line™ Pull-Line	190 lbs.	Bucket of 6,500 ft.	31-338

Powr-Fish® Pull Line

- White with blue tracer for easy identification
- Continuous-fiber polyline great for blowing directly into conduit
- Will not rot or mildew
- Can be left in conduit for future use

**HEAVY DUTY
210 LBS.**



Description	Tensile Strength	Length	Part No.
Powr-Fish® Pull-Line	210 lbs.	Canister of 500 ft.	31-348
Powr-Fish® Pull-Line	210 lbs.	Bucket of 6,500 ft.	31-340

Conduit Measuring Tape

- Provides quick and accurate measurement of conduit runs
- Easy-to-read markings in sequential one-foot increments
- 160 lb. tensile strength
- Pulls rope through raceways without stretching
- Will not rot or mildew



Description	Tape Width	Length	Part No.
Conduit Measuring Tape	3/16 in.	3,000 ft.	31-347

Powr-Fish® Pull Line

- White with red tracer for easy identification
- 500 lb. tensile, our highest tensile-rated pull-line
- Continuous-fiber polyline great for blowing directly into conduit
- Will not rot or mildew
- Can be left in conduit for future use

**EXTRA HEAVY DUTY
500 LBS.**



Description	Tensile Strength	Length	Part No.
Powr-Fish® Pull-Line	500 lbs.	Bucket of 2,200 ft.	31-344



Foam Carriers

- Attach to a suitable line to serve as a piston – clears out water or debris as they travel through conduit
- Durable foam construction for repeated use and long life
- For use with any type of blower or vacuum system



Description	Quantity	Part No.
1/2 in. Foam Carrier	Bag of 1	31-316
3/4 in. Foam Carrier		31-317
1 in. Foam Carrier		31-318
1-1/4 in. Foam Carrier		31-319
1-1/2 in. Foam Carrier		31-320
2 in. Foam Carrier		31-321
2-1/2 in. Foam Carrier		31-322
3 in. Foam Carrier		31-323
3-1/2 in. Foam Carrier		31-324
4 in. Foam Carrier		31-325
5 in. Foam Carrier		31-326
6 in. Foam Carrier		31-327

Foam Carriers - Multi-Packs

Description	Quantity	Part No.
1/2 in. Foam Carrier	Bag of 5	31-466
3/4 in. Foam Carrier		31-467
1 in. Foam Carrier		31-468
1-1/4 in. Foam Carrier	Bag of 3	31-469
1-1/2 in. Foam Carrier	Bag of 2	31-470
2 in. Foam Carrier		31-471

Pro-Pull™ Rope

- Low-friction polypropylene rope slides easily through conduit
- Both rope ends looped
- Non-sliver surface can be handled without gloves
- Will not rot or mildew
- Rugged, lightweight construction



Description	Tensile Strength	Length	Part No.
1/4 in.	1,125 lbs.	Reel of 250 ft.	31-839
		Reel of 600 ft.	31-840
		Reel of 1,000 ft.	31-841
3/8 in.†	2,430 lbs.	Reel of 250 ft.	31-844
		Reel of 600 ft.	31-845
		Reel of 1,200 ft.	31-846
1/2 in.†	3,780 lbs.	Reel of 250 ft.	31-849
		Reel of 600 ft.	31-850
		Reel of 1,200 ft.	31-851
5/8 in.†	5,580 lbs.	Reel of 600 ft.	31-853
		Reel of 1,200 ft.	31-854
3/4 in.†	7,650 lbs.	Reel of 300 ft.	31-855
		Reel of 600 ft.	31-856
		Reel of 1,200 ft.	31-857

† Eye splice on working end.

Line Packages

- One-piece pull line and foam tip unwind as they move through conduit
- One-piece construction for fast, easy use with no knots or foam carriers to retrieve
- Line tensile strength of 17 lbs.
- For use with any type of blower or vacuum system



Description	Color	Quantity	Part No.
Line Package, 1/2 in. x 75 ft.	Red	Bag of 10	31-472
Line Package, 1/2 in. x 150 ft.		Bag of 10	31-473
Line Package, 3/4 in. x 200 ft.	Yellow		31-475
Line Package, 3/4 in. x 300 ft.		Bag of 5	31-476
Line Package, 3/4 in. x 450 ft.			31-477
Line Package, 1 in. x 200 ft.	White		31-479
Line Package, 1 in. x 300 ft.		Bag of 5	31-480
Line Package, 1 in. x 450 ft.			31-481

CONDUIT BENDERS

Bender Heads

- Available in ductile iron and aluminum heads
- Exceptional, durable, materials for extra strength
- Reinforced at stress points to provide longer life
- Markings are raised and cast into the bender body on both sides for easy visibility
- Deeply serrated step helps prevent slippage when applying force
- Grooved internal hook surface helps prevent conduit from slipping
- Flat hook surface provides stable starting point
- Desirable bending system


Handles

- Rugged, steel construction for long-term durability
- Baked-on blue enamel finish resists corrosion and enhances visibility
- Convenient bending guide for offset bends

**#1
BRAND***
IN HAND
BENDERS



High-strength ductile iron or light aluminum



*According to Electrical Distribution Vista data (Q3, 2020).



Ductile Iron Benders



- Withstands a lifetime of heavy use
- Strong iron material



Conduit Type and Size	Part No. (head only)	Part No. (handle only)	Part No. (head and handle)
1/2 in. EMT	74-001	74-019	74-026
3/4 in. EMT, 1/2 in. Rigid & 1/2 in. IMC	74-002	74-019	74-027
1 in. EMT, 3/4 in. Rigid & 3/4 in. IMC	74-003	74-020	74-028
1-1/4 in. EMT, 1 in. Rigid & 1 in. IMC	74-006	74-021	74-034

Aluminum Benders



- Lightweight aluminum for easy handling
- Strong enough for every day use

Conduit Type and Size	Part No. (head only)	Part No. (handle only)	Part No. (head and handle)
1/2 in. EMT	74-031	74-019	74-046
3/4 in. EMT, 1/2 in. Rigid & 1/2 in. IMC	74-032	74-019	74-047

Bender/BenderBoot™ Combos

- Grooved patented foot provides stability and leverage while bending on smooth surfaces
- Textured tread and hand grip provide support for saddle and offset bends
- Easy to push-on and remove



Description	Part No.
1/2 in. EMT Ductile Iron Bender (74-026) w/BenderBoot™	74-126
3/4 in. EMT, 1/2 in. Rigid & 1/2 in. IMC Iron Bender (74-027) w/BenderBoot™	74-127

BenderBoot™

- Grooved patented foot provides stability and leverage
- Textured tread and hand grip provides support for saddle and offset bends
- Easy push-on assembly to 1/2 in. and 3/4 in. bender handles



Description	Part No.
BenderBoot™	74-037

Pocket Bender Guide

- Convenient pocket-sized reference guide
- Includes simple, concise bending techniques for precision stubs, back-to-back, offset and saddle bends

FREE



Description	Part No.
Pocket Bender Guide	P-100

Guide can be downloaded from our website at idealind.com.



**1-1/4" EMT
1" Rigid
1" IMC**

**1" EMT
3/4" Rigid
3/4" IMC**

**3/4" EMT
1/2" Rigid
1/2" IMC**

1/2" EMT

T[®]-Stripper Wire Strippers

- Form-ground, knife-type blades for accurate, easy stripping without nicking conductor
- Laser-etched wire gauge for easy-to-read visibility
- Spring-loaded automatic opening
- Corrosion-resistant, black oxide finish
- Tough steel construction



Description	Solid	Stranded	Part No.
T [®] -5 T [®] -Stripper Wire Stripper	10-18 AWG	12-20 AWG	45-119*
T [®] -5 T [®] -Stripper Wire Stripper			45-120
T [®] -6 T [®] -Stripper Wire Stripper	14-24 AWG	16-26 AWG	45-121
T [®] -7 T [®] -Stripper Wire Stripper	22-30 AWG	24-32 AWG	45-125
T [®] -8 T [®] -Stripper Wire Stripper	6-14 AWG	8-16 AWG	45-124
T [®] -Stripper Wire Stripper - Metric	0,75-6mm ²		45-120-341
T [®] -Stripper Wire Stripper - Metric	0,5-4mm ²		45-125-341

*Handle contains red, white and blue grips.

Kinetic[®] Super Wire Strippers

- Non-slip textured grips and thumb rest
- Plier nose for holding and twisting wires
- Slide lock for safety and storage
- Thumb and finger valley makes stripping easy and accurate



Description	Solid	Stranded	Part No.
Kinetic [®] Super Wire Stripper	10-18 AWG	12-20 AWG	45-715
	14-24 AWG	16-26 AWG	45-716
	6-14 AWG	8-16 AWG	45-718

Kinetic[®] Reflex[™] T[®]-Stripper Wire Strippers

- Non-slip textured grips and thumb rest
- Plier nose for holding and twisting wires
- Slide lock for safety and storage
- Thumb and finger valley makes stripping easy and accurate



Description	Solid	Stranded	Part No.
Kinetic [®] Reflex [™] T [®] -Stripper Wire Stripper	10-18 AWG	12-20 AWG	45-915
	6-14 AWG	8-16 AWG	45-918

Reflex[™] Super T[®]-Stripper Wire Strippers

- 6/32 and 8/32 self-chasing screw-cutting holes
- Ergonomic design for maximum comfort
- Curved handles help reduce wrist fatigue
- Textured sleeves with extra cushioning for added comfort



Description	Solid	Stranded	Part No.
Reflex [™] Super T [®] -Stripper Wire Stripper	8-16 AWG	10-18 AWG	45-615
	6-14 AWG	8-16 AWG	45-618
Reflex [™] Super 12/2 & 14/2 NM Cable T [®] -Stripper Wire Stripper	12-2 and 14-2 AWG	—	45-621

*Handle contains red, white and blue grips.

Reflex[™] Premium T[®]-Stripper Wire Strippers

- Ergonomic design for maximum comfort
- Curved handles help reduce wrist fatigue
- Textured sleeves with extra cushioning for added comfort



Description	Solid	Stranded	Part No.
Reflex [™] Premium T [®] -Stripper Wire Stripper	10-18 AWG	12-20 AWG	45-415
	14-24 AWG	16-26 AWG	45-416
	22-30 AWG	24-32 AWG	45-417
	6-14 AWG	8-16 AWG	45-418
Reflex [™] Premium T [®] -Stripper - Metric	0,5mm ² -4,0mm ²		45-425-341

T[®]-Stripper Wire Strippers (Stainless Steel)

- 6/32 and 8/32 self-chasing screw-cutting holes
- Ergonomic design for maximum comfort
- Curved handles help reduce wrist fatigue
- Textured sleeves with extra cushioning for added comfort



Description	Solid	Stranded	Part No.
T [®] -Stripper Wire Stripper	10-20 AWG	12-22 AWG	45-220
Reflex [™] Super T [®] Stripper Wire Stripper	10-18 AWG	16-26 AWG	45-221
Reflex [™] Super T [®] Stripper Dual NM Wire Stripper	12/2 & 14/2	—	45-222

Forged Heavy-Duty Wire Strippers

- 6-32/8-32 screw cutting hole
- Precision stripping holes with heavy duty plier nose and recessed holes for low profile bolt cutting
- Wide nose to twist multiple wires simultaneously
- Unique plier head design to ream conduit
- Crimper
- Ergonomic Smart Grip textured handles for improved grips



Description	Solid	Stranded	Part No.
Forged Heavy-Duty Wire Stripper	8-16 AWG	10-18 AWG	45-110
Forged Heavy-Duty Dual NM Wire Stripper	12/2 & 14/2	—	45-112
Forged Heavy-Duty Long-Nose Wire Stripper	10-18 AWG	12-20 AWG	45-113

1000V Insulated T[®]-5 Wire Stripper

- UL Classified
- High visibility, double insulated handles provide safety, comfort and control



Description	Solid	Stranded	Part No.
1000V Insulated Wire Stripper	10-18 AWG	12-20 AWG	45-9120

V-Notch Stripper

- Cuts copper or aluminum wire, solid or stranded
- Rotating cam wheel adjusts to strip 10-24 AWG wire
- Looping holes for solid wire



Description	Part No.
V-Notch Stripper	45-101

NM Cable Dual-Hole T[®]-Stripper Wire Strippers

- Stripping holes for stripping two 12 AWG or two 14 AWG wires simultaneously



Description	Solid	Part No.
Premium T [®] -14 T [®] -Stripper Wire Stripper	12 or 14 AWG	45-247
14/2 NM Cable T [®] -Stripper Wire Stripper		45-248
12/2 NM Cable T [®] -Stripper Wire Stripper		45-249

Multi-Crimp Strip Tool

- Cuts wire
- Crimps insulated and non-insulated wires
- Cuts bolts
- Strips 10-22 AWG wire



Description	Part No.
Multi-Crimp Strip Tool	45-778

Lil' Ripper Stripper™

- Rips outer jacket of NM cable cleanly and quickly
- Clips outer sheathing to remove excess wire jacket
- V-Notch strips inner wires
- Looping holes loop wire for screw-on connections



Description	Part No.
Lil' Ripper Stripper™	45-025

Combo Tool

- Convenient, multi-function tool features precision-ground stripping holes and knife-to-anvil cutting blades
- Crimps bare and insulated terminals
- Cuts unhardened bolts (4-40, 6-32, 8-32, 10-24 and 10-32) and reforms threads



Description	Solid	Stranded	Part No.
Combo Tool	8-20 AWG	10-22 AWG	30-428



7-in-1 Stripper

- Versatile, seven-function tool features precision-ground stripping blades, cushioned grips and plier nose
- Crimps bare and insulated terminals for 10-22 AWG wire, RG-59 coax connectors and 7 to 8mm auto ignition connectors
- Cuts unhardened wire, bolts and screws (4-40, 6-32, 8-32, 10-24 and 10-32) and reforms threads
- Cuts stranded, solid, NM wire and U.F. wire to 8 AWG



Description	Solid	Stranded	Part No.
7-in-1 Stripper	6-16 AWG	8-18 AWG	45-777

Coax Strip and Crimp Tool

- Precision, form-ground stripping holes remove outer jacket and insulation from RG-59 and RG-6 coaxial cable
- Durable blades cut copper-coated steel conductors
- Three crimping nests for crimping F-connectors and ring terminals



Description	Part No.
Coax Strip & Crimp Tool	30-433

T[®]-Cutter Wire Cutter

- Hardened steel, sheer-type blades
- Spring-loaded automatic opening
- Convenient plier nose for extra gripping strength
- Corrosion-resistant, black oxide finish
- Tough steel construction



Description	Part No.
T [®] -Cutter Wire Cutter	45-123

Data T[®]-Cutter Wire Cutter

- Cuts round communication cable and maintains cable geometry for better cable performance
- Cuts multi-pair cable up to .500 in. (12.7mm) and coaxial cable up to RG-9/U
- Suitable for soft cables (not ACSR)
- Steel reinforced center conductors can be trimmed with bolt cutting holes
- Cushioned comfort grip handles
- Locking latch keeps tool closed in pouch



Description	Part No.
Data T [®] -Cutter	45-074

Cable Ripper

- Slits NM cable wire sheathing before stripping wires
- Quick, clean and easy end or mid-run removal of jacket
- Convenient built-in wire gauge



Description	Part No.
Side Entry Cable Ripper	45-118SRS

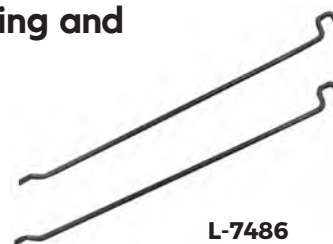

Underground Feeder (UF) Cable Stripper

- Self-adjusting stripping blades automatically select proper position
- Strips 12/2 AWG solid to 14/2 AWG Underground Feeder (UF) Cable
- Strips Twin and Earth cable
- Open-throat construction allows unlimited strip length
- Neatly removes outer cable sheath and inner wire sheathing to desired lengths
- Lightweight, ergonomic design helps reduce user fatigue



Description	Part No.
Underground Feeder Cable Stripper	45-235
Replacement Blades	45-234

Round Cable Slitting and Ringing Tools




- Cuts around cable jacket as well as slits the length of jacket for easy removal
- Use with single or multiple conductor cable up to 1.50 in. O.D.
- Blade adjusts for jacket thicknesses up to .125 in.
- Spare blade in handle base

Description	Replacement Blades	Part No.
Cable Stripper for 1/4 in. to 3/4 in. O.D.	L-7486*	45-128
Cable Stripper for 3/4 in. to 1-1/2 in. O.D.		45-129


*Two Blades/package

PLIERS


- Custom alloyed, premium quality tool steel provides excellent cutting performance and commercial use durability
- Precision ground knife-to-knife cutting blades for accurate, quick wire cutting
- Hardened and tempered body and cutting edges for optimum performance
- High leverage pivot design provides great cutting and gripping power



Grips



Heavy-Duty Dipped Grip



Smart-Grip™ Dual Durometer Molded Grip



1000V Grip



FastFinder™ letter markers on Smart-Grip™ handles provide quick tool identification.



New Tethering Hole allows for extra security when working from heights.

NEW GRIPS



Linesman



Long Nose



Tongue & Groove



Diagonal

Linesman Pliers

- Knife-to-knife blades provide excellent cutting performance
- Cuts hardened wire, bolts and stainless steel wire



Description (Smart-Grip™ Handles)	Part No.
9-1/2 in. Linesman Pliers w/New England nose, crimping die and fish tape puller	30-3435
9-1/2 in. Linesman Pliers	30-3455
Description (Dipped-Grip Handles)	Part No.
9-1/2 in. Linesman Pliers w/New England nose, crimping die and fish tape puller	30-435
9-1/2 in. Linesman Pliers	30-455

Long-Nose Pliers

- Narrow profile head designed for working in tight areas
- Serrated jaws provide secure gripping surface
- Drop-forged, high-carbon steel construction
- Blades provide excellent cutting performance
- Laser-hardened blades cut hardened wire, bolts and stainless steel wire



Description (Smart-Grip™ Handles)	Part No.
8-1/2 in. Long-Nose Pliers w/Cutter	30-3038
Description (Dipped-Grip Handles)	Part No.
6 in. Long-Nose Pliers w/Cutter	35-036
8-1/2 in. Long-Nose Pliers w/Cutter	30-038

Diagonal-Cutting Pliers

- Knife-to-knife blades provide excellent cutting performance
- High-leverage design provides more cutting power
- Models 35-029 and 35-3029 feature a convenient angled head for hard-to-reach areas and rocking out nails



Description (Smart-Grip™ Handles)	Part No.
8 in. Diagonal-Cutting Pliers	30-3028
8 in. Diagonal-Cutting Pliers w/angled head	30-3029
Description (Dipped-Grip Handles)	Part No.
8 in. Diagonal-Cutting Pliers	30-028
8 in. Diagonal-Cutting Pliers w/angled head	30-029

Tongue & Groove Pliers

- Reinforced flange protects against breakage
- Drop-forged, high-carbon steel construction



Description (Smart-Grip™ Handles)	Jaw Opening	Part No.
9-1/2 in. Tongue & Groove Pliers	2 in.	35-3420
Description (Dipped-Grip Handles)	Jaw Opening	Part No.
9-1/2 in. Tongue & Groove Pliers	2 in.	35-420
7 in. Tongue & Groove Pliers	1 in.	35-426
12 in. Tongue & Groove Pliers	2-1/4 in.	35-440



Cable Cutters

- Drop-forged, high-carbon steel construction
- Precision-ground, hardened cutting edges provide accurate cuts without cable distortion
- Cuts 2/0 copper and 4/0 aluminum (not for use on ACSR)



Description (Smart-Grip™ Handles)	Part No.
9-1/2 in. Cable Cutter	35-3052
Description (Dipped-Grip Handles)	Part No.
9-1/2 in. Cable Cutter	35-052

Multi-Crimp Tools

- Crimps bare or insulated terminals and splices on 10-22 AWG wire
- Knife-to-anvil blades provide long-lasting cutting performance
- High leverage for easy crimping and cutting
- Drop-forged, high-carbon steel construction



Description (Smart-Grip™ Handles)	Part No.
9-3/4 in. Multi-Crimp Tool	30-3429
Description (Dipped-Grip Handles)	Part No.
9-3/4 in. Multi-Crimp Tool	30-429

Slip-Joint Pliers

- Two position slip joints fit large and small jobs
- Dipped comfort-grip handles for a secure grip
- Flush rivet



Description	Part No.
6 in. Slip Joint Pliers	35-100
8 in. Slip Joint Pliers	35-102

Adjustable Wrenches

- Forged steel construction with narrow profile head reaches into tight spaces
- Tight tolerance on thumbscrew will not loosen or wobble with use
- Extra wide jaw capacity with standard and metric markings



Description	Jaw Capacity	Part No.
6 in. Adjustable Wrench	7/8 in.	35-019
8 in. Adjustable Wrench	1-1/8 in.	35-020
10 in. Adjustable Wrench	1-5/16 in.	35-021
12 in. Adjustable Wrench	1-1/2 in.	35-022



ELECTRICAL HAND TOOLS

IDEAL Electrical offers a complete range of specialized hand tools to support the dynamic needs of the professional electrician. With innovative, quality tools for professional performance, backed by one superior brand, IDEAL continues to deliver premium tools in all categories. From screwdrivers, pliers, wrenches, levels to our iconic wire strippers, cutters, saws, and more you can count on IDEAL for all of your professional hand tool needs.



Hex-Key Sets

- High-quality steel construction
- Dual-durometer, slip-resistant grip



Description	Part No.
4 in. handle w/nine 3-in. keys (5/64 in., 3/32 in., 7/64 in., 1/8 in., 9/64 in., 5/32 in., 3/6 in., 7/32 in. & 1/4 in.)	35-146
5-1/4 in. handle w/five 5-in. keys (3/16 in., 7/32 in., 1/4 in., 5/16 in. & 3/8 in.)	35-147

Utility Knife

- Quick-change retractable blade system – no disassembly required
- Built in pull-line cutter
- Includes three blades in storage compartment



Description	Replacement Blades	Part No.
Utility Knife	35-301*	35-300

*Five universal blades per package.

Folding Saw

- Light-weight, heavy-duty die cast construction
- Ergonomic rubber comfort grip
- Blade safely and conveniently folds down in handle
- Accepts most standard 6 in. recip blades



Description	Part No.
Folding Saw	35-274

Jab Saw

- Ergonomic, textured non-slip grip w/plunge-tip design
- Wallboard blade
- Weighted head provides superior balance



Description	Part No.
Jab Saw	35-275

Heavy-Duty Hacksaw

- Cushioned ergonomic grip for performance and comfort
- Rugged frame provides lightweight rigidity and exceptional control
- Includes 12 in. x 24T bi-metal blade, stores up to nine extra blades
- Blades can be adjusted to 55° angle for flush cutting and tensioned to 30,000 psi



Description	Part No.
Heavy-Duty Hacksaw	35-260

Ergonomic Hacksaw

- Angled handle for easier cutting
- Blade can easily be adjusted for flush cutting
- Easy tensioning wing-nut keeps blades tight for straighter cuts
- Cushioned ergonomic grip for performance and comfort



Description	Part No.
Ergonomic Hacksaw with 12 in. x 24T bi-metal blade	35-261

Hacksaw Blades

- Bi-metal blades provide strength, flexibility and long life



Description	Quantity	Part No.
12 in. x 24T Blades	Card of 10	35-272
12 in. x 18T Blades	Box of 100	35-262
12 in. x 32T Blades		35-264

Hand Tool Tether

- Maximum working capacity of 2 lb.
- Relaxed length of 3-1/2 ft.
- Maximum extended length of 5-1/2 ft.
- Approved to ANSI/ISEA 121-2018 standard



Description	Part No.
2 lb. Hand Tool Tether	37-100

Pocket Knives

- 2-1/4 in. blade locks in position
- High-carbon stainless steel blade construction for extra strength and durability
- Durable non-slip handle
- Brass liners



Description	Blade Type	Part No.
Electrician's Knife	Spear point and Screwdriver	35-285
Linesman Jack Knife	Sheepfoot	35-287

Drop-Forged Hammer

- One-piece drop-forged, tempered-steel polished head and handle
- Long, straight claws simplify removal of electrical fixtures
- Comfortable, perforated anti-vibe grips



Description	Part No.
18 oz. x 12-1/2 in. Drop-Forged Handled Hammer	35-210

Measuring Tapes



Magnetic-tipped end hook

- Measurement marks on both sides of tape
- Blade automatically stays out when extended
- Push button for smooth blade retraction
- Comfortable, shock-resistant rubber grip


Description	Tape Width	Part No.
Auto-Lock Tape Measure - 25 ft.	1 in.	35-242
Auto-Lock Tape Measure w/Magnetic Tip - 30 ft.		35-238

Precision Levels

- Integrated Thumb Winder™ conduit wheel and contoured screw prevents doglegs
- Rare earth magnets provide maximum holding strength
- V-groove bottom surface for stable mounting to conduit



3.5 in. Precision Level is handy for tight spaces



Description	Part No.
3.5 in. Precision Level	35-206
6 in. Precision Level	35-207
8 in. Precision Level	35-208

Torpedo Level

- 9 in. aluminum frame with magnetic and V-grooved edges
- Windows provide easy reading of plumb level and 45° angle
- Three rare earth magnets for strong cling to conduit



Description	Part No.
9 in. Torpedo Level	35-205

SirNickless™ Cutter

- Handles all common BX, MCAP®, MC and Flex cables
- Blade cuts armor without damage to internal conductors
- Splices cleanly through casings with only a few turns
- Handle knob stores up to six replacement blades (Cutter comes with one blade installed.)



Description	Quantity	Part No.
Rotary Armored Cable Cutter	—	35-782
Replacement Blades	Card of 5	35-781
	Card of 1	35-781-1

MCAP® is a registered trademark of Southwire Company.

IDEAL Wipes Multi-Purpose Towels

- Durable pre-moistened fabric scrubs without tearing
- Cleans dirt, grease, lube and grime from most surfaces
- Infused with natural hand moisturizers and Vitamin E, orange citrus scent
- Meets California C.A.R.B. standards



Description	Part No.
IDEAL Wipes, 12 in. x 9 in. (Can of 82 wipes)	38-500
IDEAL Wipes Canister Bracket	38-500BR

Aviation Tin Snips

- Labor-saving design cuts straight, left and right, with one tool
- Chrome-molybdenum steel forged blades for strength and durability
- Serrated edges provide a stable hold when cutting



Description	Part No.
Aviation Tin Snips	35-001

Ratchet Crimp Tool

- Crimps insulated or bare terminals and splices on 10-22 AWG wire
- Ratchet action prevents release prior to crimp connection – helps ensure uniform crimps
- Vinyl-coated handles provide a solid, comfortable grip



Description	Part No.
Ratchet Crimp Tool	83-001

Four-Way Crimp Tool

- Design ensures even compression and reliable connections
- Spring-loaded, cam-actuated plungers
- Fingertip adjustment for two connector sizes



Description	Part No.
Four-Way Crimp Tool for use with Buchanan 2006S and 2011S Crimp Connectors	C24

Mechanical Indentor and Crimp Tool

- Use with aluminum (6 AWG to 4/0) and copper (8 AWG to 250 KCMIL) wires
- Adjustable crimping nests with clearly marked gauges
- Lightweight and easy to operate
- Rugged cast steel construction for long-term durability





Description	Part No.
Mechanical Indentor & Crimp Tool	88-843

Electric Engraving Tool

- Engraves metal, glass, stone, ceramics, plastics, hard rubber, wood and many other hard materials
- Unique design reduces bouncing and provides smooth, easy writing; operating at 7,200 strokes per minute
- Stroke adjusts to vary depth of mark
- Includes carbide-tipped point for normal markings
- Diamond point available for engraving extra-hard materials (50 to 64 Rockwell, scale C)



Description	Part No.
Engraver w/carbide-tipped point & 3-conductor grounded cord (7 ft.) & plug – 120V, 60 Hz	11-113
Carbide-Tipped replacement point 	11-200
Diamond replacement point 	11-201

CABLE CUTTERS

The IDEAL focus on innovation is demonstrated by the PowerBlade™ line of cable cutters. Chucked into virtually any drill these robust cutters save time and money for utilities and commercial electricians.

Big Kahuna™ Cable Cutter



(Drill not included)

- Fits most standard power drills
- Jaw opening of 3-1/2 in.
- Cuts copper cable up to 1250 MCM and aluminum cable up to 1250 MCM
- Specially hardened, rounded blades minimize cable distortion for professional quality

PowerBlade™ 750 Cable Cutter



(Drill not included)

- Fits most standard power drills
- Jaw opening of 1-1/2 in.
- Cuts copper cable up to 750 MCM and aluminum cable up to 1000 MCM
- Specially hardened, rounded blades minimize cable distortion for professional quality

Description	Replacement Blade*	Part No.
Big Kahuna™ Cable Cutter	KB-0276R	35-076

*Two blades per package, 1 upper blade and 1 lower blade.

Description	Replacement Blade*	Part No.
PowerBlade™ 750 Cable Cutter	K-8906R	35-078

*Two blades per package, 1 upper blade and 1 lower blade.

PowerBlade™ Cable Cutter Replacement Parts



H-3400



H-3507



K-8909

Replacement Parts	Part No.
Gearbox Assembly	H-3400
PowerBlade™ Replacement Folding Assembly	H-3507
PowerBlade™ Replacement Torque Arm Assembly	K-8909

BigFoot™ Ratcheting Cable Cutter

- Designed to cut 750 MCM and smaller hard-drawn copper and aluminum cables
- Hardened steel blades ensure consistent cuts and long-term durability
- Rounded blade design minimizes cable distortion during cutting
- Quick release mechanism simplifies blade back-out
- Locking mechanism keeps handles closed for easy storage
- Molded-in foot provides stability and leverage when making multiple cuts



Description	Part No.
750 MCM Ratcheting Cable Cutter*	35-053
Replacement blade (movable side only)	35-057

*Max. Jaw Opening - 2 in. Not for cutting steel or ACSR.

Open Jaw Cable Cutter

- Cuts hard drawn copper up to 600 MCM and soft copper, aluminum and multiple conductor cable up to 750 MCM
- Open jaw for easy access in tight areas
- Hardened steel blades ensure consistent cuts and long-term durability
- Rounded blade design minimizes cable distortion during cutting
- Quick release mechanism simplifies blade back-out
- Locking mechanism keeps handles closed for easy storage
- Not for cutting steel or ACSR

NEW



Description	Part No.
600 MCM Ratcheting Cable Cutter - Open Jaw	35-055

Ratcheting Cable Cutter

- Cuts hard drawn copper up to 400 MCM and soft copper, aluminum and multiple conductor cable up to 600 MCM
- Hardened steel blades ensure consistent cuts and long-term durability
- Rounded blade design minimizes cable distortion during cutting
- Quick release mechanism simplifies blade back-out
- Locking mechanism keeps handles closed for easy storage



Description	Part No.
400 MCM Ratcheting Cable Cutter*	35-056

*Max. Jaw Opening - 2 in. Not for cutting steel or ACSR.

Long-Arm Cable Cutters

- High strength forged blades for ultimate durability
- Precision-ground jaws make clean cuts with minimal cable distortion
- Replaceable blades
- For copper and aluminum only.
- Not designed for steel or ACSR.



Description	Length	Replacement Head	Part No.
250 MCM Long-Arm Cable Cutter	14 in.	35-031B	35-031
500 MCM Long-Arm Cable Cutter	22 in.	35-032B	35-032
1000 MCM Long-Arm Cable Cutter	32 in.	35-033B	35-033

CAUTION: Comfort-grip handles are not designed for protection against electrical shock. Do not use on live circuits.

SCREWDRIVERS | NUT DRIVERS

Specialty

- Multi-Bit
- Top quality screwdrivers designed especially for the professional electrician
- Multi-functional for all your fastening needs

Cushioned-Grip

- Cushioned-grip provides comfort and maximum torque
- Blasted tip helps prevent plate chipping
- Nickel chrome steel shank for maximum strength and durability
- Mini cushioned-grip tightens small fasteners easily and accurately

Nut Drivers

- Hollow shanks handle longer bolts
- Available in long lengths to accommodate extra long bolts
- Cushioned-gripped for comfort and maximum torque



TOOLS & SUPPLIES

Screwdriver Advanced Features

Specialty



Patented Wire Connector Wrench in handle



Accu-Loop™ Wire Looping Holes make perfect loops!

Cushioned-Grip



FastFinder™ icon shows tip type on handle end



Combo Head™ tip ensures full fastener engagement



12-in-1 Multi-Bit Screwdriver & Nut Driver w/Combo Head™

- 3/16 in., 1/4 in. slotted
- #1, #2 Phillips
- 3/16 in., 1/4 in., 5/16 in., 3/8 in. hex
- T10, T15 Torx®
- #1, #2 square



Description	Part No.
12-in-1 Multi-Bit Screwdriver & Nut Driver w/ Combo Head™	35-939

Torx® is a registered trademark of Acument Intellectual Properties, LLC.

6-in-1 Multi-Bit Screwdriver & Nut Driver

- 3/16 in., 1/4 in. slotted
- #1, #2 Phillips
- 1/4 in., 5/16 in. hex



Description	Part No.
6-in-1 Multi-Bit Screwdriver & Nut Driver	35-949

6-in-1 Stubby Multi-Bit Screwdriver & Nut Driver

- 3/16 in., 1/4 in. slotted
- #1, #2 Phillips
- 1/4 in., 5/16 in. hex



Description	Part No.
6-in-1 Stubby Multi-Bit Screwdriver & Nut Driver	35-945

12-in-1 Multi-Bit Screwdriver & Nut Driver

- 3/16 in., 1/4 in. slotted
- #1, #2 Phillips
- 3/16 in., 1/4 in., 5/16 in., 3/8 in. hex
- T10, T15 Torx®
- #1, #2 square



Description	Part No.
12-in-1 Multi-Bit Screwdriver & Nut Driver	35-946

Torx® is a registered trademark of Acument Intellectual Properties, LLC.

6-in-1 Stubby & 6-in-1 Multi-Bit Screwdriver & Nut Driver Combo

- 6-in-1 Stubby
 - 3/16 in., 1/4 in. slotted
 - #1, #2 Phillips
 - 1/4 in., 5/16 in. hex
- 6-in-1 Multi-Bit
 - 3/16 in., 1/4 in. slotted
 - #1, #2 Phillips
 - 1/4 in., 5/16 in. hex



Description	Part No.
6-in-1 Stubby & 6-in-1 Multi-Bit Screwdriver & Nut Driver Combo	35-954

6-in-1 Stubby & 12-in-1 Multi-Bit Screwdriver & Nut Driver Combo

- 6-in-1 Stubby
 - 3/16 in., 1/4 in. slotted
 - #1, #2 Phillips
 - 1/4 in., 5/16 in. hex
- 12-in-1 Multi-Bit
 - 3/16 in., 1/4 in. slotted
 - #1, #2 Phillips
 - 3/16 in., 1/4 in., 5/16 in., 3/8 in. hex
 - T10, T15 Torx®
 - #1, #2 square



Description	Part No.
6-in-1 Stubby & 12-in-1 Multi-Bit Screwdriver & Nut Driver Combo	35-953

Torx® is a registered trademark of Acument Intellectual Properties, LLC.



Extendable Length Screwdriver

- 1/4 in. slotted
- #2 Phillips
- #1, #2 Square
- Pull up to retract, push down to extend
- Collar spins for ease of use
- Comes with two double-sided blades



Description	Part No.
Extendable Length Screwdriver	35-947





Replacement Tips

Description	Part No.
#1 & #2 Combo-Head™	35-685
1/4 in. Slotted - #2 Phillips	35-940
3/16 in. Slotted - #1 Phillips	35-941
#1 Square - #2 Square	35-942
#10 & #15 Star	35-943

11-in-1 Screwdriver/Nut Driver



- Includes: 1/4 in. Slotted, 3/16 in. Slotted, #2 Phillips, #1 Phillips, #1 Square, #2 Square, #15 Star, #10 Star, 5/16 in. Nut Driver & 1/4 in. Nut Driver
- Cushioned grip for comfort and performance
- Accu-Loop™ Wire looping holes

Description	Part No.
11-in-1 Screwdriver/Nut Driver	35-910
Replacement Bits	Part No.
1/4 in. Slotted - #2 Phillips (2/pack) 	35-940
3/16 in. Slotted - #1 Phillips (2/pack) 	35-941
#1 & #2 Square (2/pack) 	35-942
#15 & #10 Star (2/pack) 	35-943

7-in-1 Twist-a-Nut™ Screwdriver



- Patented Wire Connector Wrench accepts a wide variety of connectors and reduces finger fatigue
- Ergonomic, slip-free textured grip provides excellent torque and is impervious to perspiration, gas, oil and chemicals
- Handle is interchangeable with conduit deburrer head (#35-096) and 6-in-1 Tap Tool (#35-922)
- Bits included: 1/4 in. Slotted, 3/16 in. Slotted, #1 Phillips, #2 Phillips, 1/4 in. Nut Driver and 5/16 in. Nut Driver

Description	Part No.
7-in-1 Twist-a-Nut™ Screwdriver/Nut Driver	35-908
Replacement Handle	K-8964

9-in-1 Ratch-a-Nut™ Screwdriver



- Patented Wire Connector Wrench accepts a wide variety of connectors and reduces finger fatigue
- Pro-quality, 28 tooth, all metal ratchet can handle 225 lbs. of torque without failure
- Ergonomic, slip-free textured grip provides excellent torque and is impervious to perspiration, gas, oil and chemicals
- Accepts Twist-a-Nut™ replacement bits
- Bits included: 1/4 in. Slotted, 3/16 in. Slotted, #1 Phillips, #2 Phillips, 1/4 in. Nut Driver, 5/16 in. Nut Driver, and 7/16 in. Nut Driver

Description	Part No.
9-in-1 Ratch-a-Nut™ Screwdriver	35-988






21-in-1 Twist-a-Nut™ Ratcheting Screwdriver



- Patented Wire Connector Wrench accepts a wide variety of connectors and reduces finger fatigue
- Pro-quality, 28 tooth, all metal ratchet can handle 225 lbs. of torque without failure
- Ergonomic, slip-free textured grip provides excellent torque and is impervious to perspiration, gas, oil and chemicals
- Multiple bit storage unit in handle
- Bits included: #1 Phillips, #2 Phillips, #3 Phillips, 3/16 in. Slotted, 1/4 in. Slotted, 5/16 in. Slotted, #1 Square, #2 Square, #15 Star, #20 Star, #25 Star, #30 Star, 3/32" Hex, 1/8" Hex, 3/16" Hex, 5/32" Hex, 1/4" Nut Driver, 5/16" Nut Driver and 7/16" Nut Driver

Description	Part No.
21-in-1 Twist-a-Nut™ Screwdriver	35-688

Replacement Tips (for 7-in-1 Twist-a-Nut™ and 9-in-1 Ratch-a-Nut™ Screwdrivers)

Description	Part No.
1/4 in. Slotted - #2 Phillips 	35-911
3/16 in. Slotted - #1 Phillips 	35-912
1/4 in. Slotted - #2 Square 	35-913
3/16 in. Slotted - #1 Square 	35-914
#15 & #10 Star 	35-915

Twist-a-Nut™ Conduit Deburring Tools



- Deburrs inside and outside edges of 1/2 in., 3/4 in. and 1 in. thin wall conduit
- Hooded tip tightens EMT fitting set screws without slipping
- Square tip “seats” much more quickly on fitting screws than slotted version
- Head removes and is interchangeable with IDEAL 7-in-1 Twist-a-Nut™ Screwdriver shaft (#35-908)
- Head can be used at low speed setting in drill or cordless screwdriver

Description	Tip Type	Part No.
Conduit Deburring Tool	Slotted	35-083
Conduit Deburring Tool	#2 Square	35-075
Replacement Handle	—	K-8964
Conduit Deburring Tool (head only)	Slotted	35-096
Conduit Deburring Replacement Blade	—	35-097
Conduit Deburring Tool (head only)	#2 Square	35-098

Twist-a-Nut™ Conduit Wiring Kit



- Includes:
 - Twist-a-Nut™ Screwdriver (35-908)
 - Twist-a-Nut™ Deburring Head - Square Tip (35-098)
 - Twist-a-Nut™ Tap Tool Shaft (35-923)
 - Three Spare Bits - 1/4 in. Slotted & #2 Square, 3/16 in. Slotted & #1 Square, #10 & #15 Star
 - 8-Pocket Carrying Pouch (35-927)
- Nylon carrying pouch with metal belt clip holds all three Twist-a-Nut™ tools plus room for four replacement bits or taps

Description	Part No.
Twist-a-Nut™ Conduit Wiring Kit	35-926
Twist-a-Nut™ Carrying Pouch only	35-927

Twist-a-Nut™ Pro Electrician's Screwdrivers



- Vapor-blasted tip improves screw grip
- Tough, chrome vanadium steel shank

Description	Part No.
#2 x 6 in. Square Twist-a-Nut™ Pro Electrician's Screwdriver	30-330
1/4 in. x 4 in. Slotted Twist-a-Nut™ Pro Electrician's Screwdriver	30-331
1/4 in. x 6 in. Slotted Cabinet Tip Twist-a-Nut™ Pro Electrician's Screwdriver	30-333

6-in-1 Twist-a-Nut™ Tap Tool

- Forms new threads, re-forms burred threads and cleans out obstructions
- Reversible, high-carbon tap with three clearly marked thread sizes on each end
- Handle is interchangeable with 7-in-1 Screwdriver (#35-908) and Conduit Deburrer (#35-083)
- Includes: 6-32, 8-32 & 10-32 on one tapping side and 10-24, 12-24 & 1/4-20 on other side



Description	Part No.
6-in-1 Twist-a-Nut™ Tapping Tool	35-922
Replacement Handle	K-8964
Replacement collar and six taps	35-923

Phillips Cushioned-Grip Screwdrivers



Description	Blade Length	Handle Length	Overall Length	Part No.
#1 Phillips	3 in.	3-3/4 in.	6-3/4 in.	35-193
#2 Phillips	1-1/2 in.	1-15/16 in.	3-7/16 in.	35-191
#2 Phillips	4 in.	4-5/16 in.	8-5/16 in.	35-194
#2 Phillips	6 in.	4-5/16 in.	10-5/16 in.	35-195
#3 Phillips	6 in.	5-23/64 in.	11-23/64 in.	35-196

Combo Head™ Cushioned-Grip Screwdriver



Patented Combo Head™ tip ensures full fastener engagement



- Designed to accurately and securely fit most fasteners
- Patented design

Description	Blade Length	Handle Length	Overall Length	Part No.
Combo Head™ Cushioned-Grip Screwdriver	4 in.	4-5/16 in.	8-5/16 in.	35-204

Square Cushioned-Grip Screwdrivers



Description	Blade Length	Handle Length	Overall Length	Part No.
#0 Square	4 in.	4-5/16 in.	8-5/16 in.	35-690
#1 Square	4 in.		8-5/16 in.	35-691
#1 Square	8 in.		12-5/16 in.	35-692
#2 Square	4 in.		8-5/16 in.	35-693
#2 Square	8 in.		12-5/16 in.	35-694
#3 Square	4 in.		8-5/16 in.	35-695

Cabinet Cushioned-Grip Screwdrivers



Description	Blade Length	Handle Length	Overall Length	Part No.
3/16 in. shank and tip	3 in.	3-3/4 in.	6-3/4 in.	35-183
	4 in.		7-3/4 in.	35-184
	6 in.		9-3/4 in.	35-186
	8 in.		11-3/4 in.	35-188
	10 in.		13-3/4 in.	35-190

Heavy-Duty Cabinet Cushioned-Grip Screwdrivers



Description	Blade Length	Handle Length	Overall Length	Part No.
1/4 in. shank and tip	4 in.	4-5/16 in.	8-3/8 in.	35-150
	6 in.		10-3/8 in.	35-151
	8 in.		12-3/8 in.	35-152

Heavy-Duty Round Shaft Keystone Cushioned-Grip Screwdrivers



Round Shank	Blade Length	Handle Length	Overall Length	Part No.
1/4 in. shank and tip	1-1/2 in.	1-15/16 in.	3-7/16 in.	35-161
	4 in.	4-5/16 in.	8-5/16 in.	35-164
5/16 in. shank and tip	6 in.	5-11/32 in.	11-11/32 in.	35-166
3/8 in. shank and tip	8 in.		13-11/32 in.	35-168

Heavy-Duty Square Shaft Keystone Cushioned-Grip Screwdrivers



Square Shank	Blade Length	Handle Length	Overall Length	Part No.
1/4 in. shank and tip	4 in.	5-11/32 in.	8-5/16 in.	35-154
5/16 in. shank and tip	6 in.		11-11/32 in.	35-156
3/8 in. shank and tip	8 in.		13-11/32 in.	35-158

8-Piece Cushioned-Grip Screwdriver Set



Description	Part No.
8-Piece Screwdriver Set	35-298
Set Includes:	
#1 Phillips	35-193
3/16 in. Slotted	35-183
#2 Phillips	35-194
1/4 in. Heavy-Duty Round Keystone	35-164
1/4 in. Heavy-Duty Square Keystone	35-154
3/16 in. Cabinet	35-186
1/4 in. Heavy-Duty Cabinet	35-151
5/16 in. Heavy-Duty Keystone	35-166

5-Piece Cushioned-Grip Screwdriver Set



Description	Part No.
5-Piece Screwdriver Set	35-297
Set Includes:	
#2 Phillips	35-194
1/4 in. Heavy-Duty Square Keystone	35-154
3/16 in. Cabinet	35-186
1/4 in. Heavy-Duty Cabinet	35-151
5/16 in. Heavy-Duty Keystone	35-166

7-Piece Cushioned-Grip Screwdriver Set



Description	Part No.
7-Piece Screwdriver Set	35-1298
Set Includes:	
#1 Phillips	35-193
1/4 in. Heavy-Duty Cabinet	35-150
#2 Phillips	35-194
1/4 in. Heavy-Duty Square Keystone	35-154
3/16 in. Cabinet	35-183
5/16 in. Heavy-Duty Square Keystone	35-156
3/16 in. Cabinet	35-186

4-Piece Mini Cushioned-Grip Screwdriver Set

- Set Includes: #0 Phillips, 1/16 in. Keystone, 3/32 in. Cabinet and 1/8 in. Cabinet



Description	Part No.
4-Piece Screwdriver Set SOLD ONLY AS A SET	35-1301

2-Piece Stubby Cushioned-Grip Screwdriver Set

- Set Includes: #2 Phillips and 1/4 in. Keystone



Description	Part No.
2-Piece Stubby Screwdriver Set SOLD ONLY AS A SET	35-1300

Quick Rotating Screwdriver



- Ideal for threading screws in switches, fixtures and anchors
- Quick and easy crank action

Description	Blade Length	Handle Length	Overall Length	Part No.
Cabinet Quick Rotating Screwdriver	5-9/16 in.	3-3/4 in.	9-3/8 in.	35-200
Phillips Quick Rotating Screwdriver	5-5/8 in.	4-5/16 in.	9-15/16 in.	35-203

Awl



- Heavy-duty construction for piercing, punching and scribing

Description	Blade Length	Handle Length	Overall Length	Part No.
Awl	3 in.	3-3/4 in.	6-3/4 in.	35-202

Grip-n-Screw™ Screwdriver




- Holds screw when collar is extended
- Non-magnetic screw-holding screwdriver

Description	Blade Length	Handle Length	Overall Length	Part No.
3/16 in. Slotted Grip-n-Screw™ Screwdriver	5-7/8 in.	3-3/4 in.	9-5/8 in.	35-406
#2 Phillips Grip-n-Screw™ Screwdriver	6-7/8 in.	4-15/16 in.	11-1/4 in.	35-404

Off-Set Screwdriver Set

- 1/4 in. x 1/4 in. Slotted tips and #1 Phillips x #2 Phillips tips
- Designed to tighten fasteners in hard to reach places



Description	Overall Length	Part No.
Off-Set Screwdriver Set	4 in.	35-219

Slim Electronics Screwdrivers

- Designed for maximum handling comfort when working in tight areas
- Tough, chrome vanadium steel shank
- Phosphate tip for long life
- Color-coded cap for easy identification



Description	Blade Length	Handle Length	Overall Length	Part No.
Cabinet, 3/32 in.	2-1/2 in.	3-9/16 in.	6-1/16 in.	36-240
	3 in.		6-9/16 in.	36-241
Cabinet, 1/8 in.	4 in.		7-9/16 in.	36-242
	6 in.		9-9/16 in.	36-243
Cabinet, 5/32 in.	4 in.		7-9/16 in.	36-244
	6 in.		9-9/16 in.	36-245
Phillips, #0	2-1/2 in.		6-1/16 in.	36-246
7-Piece Set includes one each of 36-240 thru 36-246				36-248
4-Piece Set includes one each of 36-240, 36-241, 36-242, & 36-246				36-249

Phillips



Square



Cabinet



Heavy-Duty Cabinet




Keystone



Heavy-Duty Keystone



Combo



7-in-1 Nut Driver



NEW

- Includes: 3/16 in., 5/16 in., 3/8 in., 9/16 in., 1/4 in., 11/32 in. & 7/16 in. Nut Driver bits

Description	Handle Length	Overall Length	Part No.
7-in-1 Nut Driver	5-1/8 in.	7-1/2 in.	35-919


Nut Drivers



- Model 35-292 fits tan Twister® Wire Connector and 35-295 fits gray Twister® Wire Connectors

Description	Shank Length	Handle Length	Overall Length	Part No.
3/16 in.	3 in.	4-5/16 in.	7-5/16 in.	35-290
1/4 in.				35-291
5/16 in.				35-292
11/32 in.				35-293
3/8 in.				35-294
7/16 in.				35-295
1/2 in.				35-296

2-Piece Hollow-Shaft Nut Driver Set



- Includes: 1/4 in. Nut Driver & 5/16 in. Nut Driver
- Long shanks useful in deep electrical boxes

Description	Shank Length	Handle Length	Overall Length	Part No.
2-Piece Nut Driver Set	5-15/16 in.	4-5/16 in.	10-1/4 in.	35-1302


2-Piece Stubby Nut Driver Set

- Includes: 1/4 in. Nut Driver & 5/16 in. Nut Driver
- For use in tight spaces



Description	Blade Length	Handle Length	Overall Length	Part No.
2-Piece Nut Driver Stubby Set	1-1/2 in.	2-1/8 in.	3-5/8 in.	35-1299

7-Piece Nut Driver Set



Description	Part No.
7-Piece Nut Driver Set	35-299
Set Includes:	
3/16 in.	35-290
1/4 in.	35-291
5/16 in.	35-292
11/32 in.	35-293
3/8 in.	35-294
7/16 in.	35-295
1/2 in.	35-296

Quick-Change Screwdriver

- Patented Sure-Loc™ Quick Change chuck securely holds bits
- Built-in bit storage container in handle holds up to five extra insert bits
- Bits fit most standard multi-bit screwdrivers
- E-Z Spin™ high torque rotating flip cap



Description	Blade Length	Handle Length	Overall Length	Part No.
Quick Change Screwdriver (Driver only)				35-932
33-Piece Quick Change Screwdriver Set - Quick Change Screwdriver and 32-Piece Tamper-Proof Bit Block	3-1/16 in.	4-3/16 in.	7-1/4 in.	35-933
33-Piece Quick Change Screwdriver Set - Quick Change Screwdriver and 32-Piece Standard Bit Block				35-934
32-Piece Tamper-Proof Bit Block				35-933TP
32-Piece Standard Bit Block				35-933STD

Adjustable Torque Screwdriver

- Includes adjustable torque range of up to 36 in. lbs. (bi-directional accuracy, +/- 6%)
- Used for assembly and maintenance applications in accordance to 2017 NEC
- Unique torque limiting clutch disengages once preset torque is reached
- Kit contains: -
Torque Screwdriver
#1, #2 Phillips Bits
#1 and #2 Square Bits
1/4 in., 3/16 in. Slotted Bits



Description	Part No.
Adjustable Torque Screwdriver Kit, 0-36 in. lbs.	35-936
Adjustable Torque Screwdriver, 36 in. lbs.	35-937

INDUSTRIAL SCREWDRIVER BITS & ACCESSORIES


- S2M tool steel, custom heat treated for strength and durability
- All tips are manufactured to tight tolerances to ensure accurate fit and full fastener engagement
- Insert bits have a retaining ring notch
- Power bits have a power locking groove
- 1/4 in. hex body
- Fit most standard multi-bit screwdrivers and power drills



DESIGNED FOR
**PRECISION
FIT
AND LASTING
PERFORMANCE**


Power Bits

Power Locking Groove



1/4 in. Hex Body

Insert Bits



Retaining Ring Notch

All tips are manufactured to tight tolerances to ensure accurate fit and full fastener engagement



Combo Head™

Slotted

Double Ended

Phillips

Square

Torx®

Torx® is a registered trademark of Acument Intellectual Properties, LLC.

Combo Head™ Bits

- Patented design tip fits most Phillips screws

Description	Part No. (Carded)	Part No. (Bulk)
Combo Drive #2, 1 in. Insert Bit	78-0105	78-0105-25
Combo Drive #2, 2 in. Power Bit	78-0106	78-0106-25

Slotted Bits

Description	Part No. (Carded)	Part No. (Bulk)
Slotted 1/4 in., 1 in. Insert Bit	78-0209	—
Slotted 1/4 in., 2 in. Power Bit	78-0210	—
Slotted 1/8 in., 1 in. Insert Bit	78-0211	—
Slotted 1/8 in., 2 in. Power Bit	78-0212	—
Slotted 3/16 in., 1 in. Insert Bit	78-0213	78-0213-25
Slotted 3/16 in., 2 in. Power Bit	78-0214	78-0214-25
Slotted 7/32 in., 1 in. Insert Bit	—	78-0215-25
Slotted 7/32 in., 2 in. Power Bit	—	78-0216-25

Double-Ended Bits

Description	Part No. (Carded)	Part No. (Bulk)
DE Slotted 1/4 in. x #2 Phillips	78-0102	78-0102-25
DE Slotted 1/4 in. x #2 Square	78-0103	—
DE Square #2 Square x #2 Phillips	—	78-0104-25

Magnetic Bit Holder

- Slender extension with powerful magnet to grasp and hold bits

Description	Part No. (Carded)	Part No. (Bulk)
Magnetic Bit Holder, 4 in.	78-0107	—
Magnetic Bit Holder, 6 in.	78-0108	78-0108-10

Socket Adapter

Description	Part No. (Carded)	Part No. (Bulk)
Socket Adapter, 1 in. Insert Bit	—	78-0217-25
Socket Adapter, 2 in. Power Bit	78-0218	—

Magnetic Nut Setter

- Variety of sizes for multiple applications

Description	Part No. (Carded)	Part No. (Bulk)
Magnetic Nut Setter, 1/4 in.	78-0111	78-0111-10
Magnetic Nut Setter, 3/8 in.	78-0113	78-0113-10
Magnetic Nut Setter, 5/16 in.	78-0114	78-0114-10
Magnetic Nut Setter 3 pk. 1/4 in., 3/8 in., 5/16 in.	78-0112	—

Torx® Bits

- Manufactured to tight tolerances to ensure accurate fit and full fastener engagement

Description	Part No. (Carded)	Part No. (Bulk)
Torx® T20, 1 in. Insert Bit	78-0226	—
Torx® T25, 1 in. Insert Bit	78-0227	—
Torx® T27, 1 in. Insert Bit	78-0228	—
Torx® T30, 1 in. Insert Bit	78-0229	—
7 pc. Torx® Bit Set in Holder	78-0100	—

Torx® is a registered trademark of Acument Intellectual Properties, LLC.

Tamper-Proof Torx® Bits

Description	Part No. (Carded)	Part No. (Bulk)
TP Torx® T20, 1 in. Insert Bit	78-0230	—
TP Torx® T25, 1 in. Insert Bit	78-0231	—
TP Torx® T27, 1 in. Insert Bit	78-0232	—
TP Torx® T30, 1 in. Insert Bit	78-0233	—
7 pc. Tamper-Proof Torx® Bit Set in Holder	78-0101	—

Torx® is a registered trademark of Acument Intellectual Properties, LLC.

Phillips Bits

Description	Part No. (Carded)	Part No. (Bulk)
Phillips #1, 1 in. Insert Bit	78-0200	78-0200-25
Phillips #1, 2 in. Power Bit	78-0201	78-0201-25
Phillips #2, 1 in. Insert Bit	78-0202	78-0202-25
Phillips #2, 2 in. Power Bit	78-0203	78-0203-25
Phillips #3, 1 in. Insert Bit	78-0205	78-0205-25
Phillips #3, 2 in. Power Bit	78-0206	78-0206-25

Square Bits

Description	Part No. (Carded)	Part No. (Bulk)
Square #1, 1 in. Insert Bit	78-0219	78-0219-25
Square #1, 2 in. Power Bit	78-0220	78-0220-25
Square #2, 1 in. Insert Bit	78-0221	78-0221-25
Square #2, 2 in. Power Bit	78-0222	78-0222-25
Square #2, 6 in. Power Bit	78-0223	—
Square #3, 1 in. Insert Bit	78-0224	78-0224-25
Square #3, 2 in. Power Bit	78-0225	78-0225-25

INSULATED TOOLS

- Double insulated, 1,000V certified
- Meets ASTM F1505-01 and IEC 60 900 standards
- Complies with OSHA 1910.335 regulations and NFPA 70E standards
- UL and VDE classified and certified (Pliers and Wire Strippers)
- Serrated jaws provide secure gripping surface
- Cutting jaws and edges laser hardened for strength and durability
- High carbon tool steel for precision durability
- Non-slip guard for added safety
- High visibility ergonomic handles for maximum comfort and control
- Textured handles provide a sure grip and are resistant to perspiration, water, oil and chemicals

Serrated jaws provide secure gripping surface

High carbon tool steel for precision durability

Cutting jaws and edges are laser hardened for greater strength and durability

Non-slip guard for added safety

High visibility ergonomic handles for maximum comfort and control

Textured handles provide a sure grip and are resistant to perspiration, water, oil and chemicals

Permanently bonded double insulated handles for added safety



Pliers & Wire Stripper only



TOOLS & SUPPLIES



Our insulated pliers and wire stripper are the first to have successfully passed UL classification requirements. Recognized as the undisputed leader in product safety and certification, UL has developed rigorous safety standards for 1000V insulated tools. In order to carry the UL classified mark, tools must be tested by UL to met these standards.




Warning Whenever possible, always de-energize lines and equipment prior to working on or around them. 1000V insulated tools are designed only to reduce the chance of injury where the tool may make contact with an energized source. Work around energized circuits should only be done when absolutely necessary and only by qualified technicians. Property damage, personal injury or death may result if the following warnings are not heeded:

- Do not use any insulated tool if the insulation cracks, breaks or becomes damaged in any way. Destroy all dual-layer tools if the inner yellow layer shows through the orange outer layer.
- Do not touch the uninsulated portion of an insulated tool or any conductive object when either might contact an energized source.
- Tools must be kept clean and dry for proper insulating properties.
- Always inspect insulated tools before use.
- Use additional protection by wearing protective clothing and approved eye protection.
- Always use tools that are specifically designed for the task.
- These tools meet UL 22PP, ASTM F1505-01 and IEC 60 900 standards for insulated tools.
- Always follow OSHA 1910 S and NFPA 70E safety requirements when doing electrical work.

INSULATED SCREWDRIVERS & NUT DRIVERS

IDEAL insulated screwdrivers and nut drivers are VDE certified to 1000V AC. Each one is designed to meet ASTM F1505-01, EN, DIN and IEC 60 900 test standards.

- Tempered blades are finished with black oxide and super hardened for maximum quality
- Precision ground tips provide secure fit for less spin-out
- Meets OSHA requirements for insulated tools (29 CFR 1910)



Precision-ground tips provide secure fit for less spin-out

Molded-on insulation provides permanent bonding



Tempered chrome vanadium tool steel blades are super hardened for maximum quality

INSULATED HAND TOOLS

Cutting Jaws

Induction hardened cutting edges for precise cuts and long life.



Impact-Resistant

Designed for the most rugged job site conditions.



Safety Finger Guard

Reduces chance of accidental contact with exposed metal tool parts.



Insulated Multi-Crimp Tool



Description	Part No.
9-3/4 in. Insulated Multi-Crimp Tool	30-9429

Insulated Cable Cutter



Description	Part No.
9-1/2 in. Insulated Cable Cutter	35-9052

Insulated Linesman Pliers



Description	Part No.
9-1/4 in. Insulated Linesman Pliers	30-9430

Insulated Tongue and Groove Pliers



Description	Part No.
10 in. Insulated Tongue and Groove Pliers	35-9420

Insulated Diagonal-Cutting Pliers



Description	Part No.
8 in. Insulated Diagonal Cutting Pliers w/angled head	35-9029

Insulated T[®]-5 Wire Stripper



Description	Part No.
Insulated T [®] -Stripper Wire Stripper 10-18 AWG solid or 12-20 AWG stranded.	45-9120

Insulated Long-Nose Pliers



Description	Part No.
8-1/2 in. Insulated Long-Nose Pliers	35-9038

Insulated Skinning Knife




Description	Part No.
Insulated Electrician's Skinning Knife	35-9340

Insulated Screwdrivers



Description	Blade Length	Part No.
7/32 in. Slotted Insulated Screwdriver	5 in.	35-9147
3/32 in. Slotted Insulated Screwdriver	3 in.	35-9148
1/8 in. Slotted Insulated Screwdriver	4 in.	35-9149
1/4 in. Slotted Insulated Screwdriver	4 in.	35-9150
1/4 in. Slotted Insulated Screwdriver	6 in.	35-9151
5/16 in. Slotted Insulated Screwdriver	7 in.	35-9166
3/8 in. Slotted Insulated Screwdriver	8 in.	35-9168
#0 Phillips Insulated Screwdriver	2-3/8 in.	35-9169
#1 Phillips Insulated Screwdriver	3-3/16 in.	35-9193
#2 Phillips Insulated Screwdriver	4 in.	35-9194
#3 Phillips Insulated Screwdriver	6 in.	35-9196
#0 Square Insulated Screwdriver	6 in.	35-9690
#1 Square Insulated Screwdriver	6 in.	35-9691
#2 Square Insulated Screwdriver	6 in.	35-9693
#3 Square Insulated Screwdriver	6 in.	35-9695

7-Piece Insulated Nut Driver Set



Description	Part No.
7-Piece Insulated Nut Driver Set (Case included)	35-9104
Set Includes:	
3/16 in. x 5 in. Insulated Nut Driver	35-9290
1/4 in. x 5 in. Insulated Nut Driver	35-9291
5/16 in. x 5 in. Insulated Nut Driver	35-9292
3/8 in. x 5 in. Insulated Nut Driver	35-9294
7/16 in. x 5 in. Insulated Nut Driver	35-9295
1/2 in. x 5 in. Insulated Nut Driver	35-9296
9/16 in. x 5 in. Insulated Nut Driver	35-9297

Insulated Tool Kit Cases



Description	Part No.
Soft Zipper Case for Basic Kit (35-9100 & 35-9108)	35-9350
Soft Zipper Case for Standard Kit (35-9101)	35-9351
Soft Zipper Case for Journeyman Kit (35-9102)	35-9352

Insulated Nut Drivers



Description	Blade Length	Part No.
3/16 in. Insulated Nut Driver	5 in.	35-9290
1/4 in. Insulated Nut Driver		35-9291
5/16 in. Insulated Nut Driver		35-9292
11/32 in. Insulated Nut Driver		35-9293
3/8 in. Insulated Nut Driver		35-9294
7/16 in. Insulated Nut Driver		35-9295
1/2 in. Insulated Nut Driver		35-9296
9/16 in. Insulated Nut Driver		35-9297

9-Piece Insulated Tool Kit



Description	Part No.
9-Piece Insulated Tool Kit (Case Included)	35-9108
Kit Includes:	
9-1/4 in. Insulated Linesman Pliers	30-9430
8 in. Insulated Diagonal Cutting Pliers w/angled head	35-9029
8-1/2 in. Insulated Long-Nose Pliers	35-9038
Insulated T [®] -Stripper Wire Stripper	45-9120
Slotted 7/32 in. x 5 in. Insulated Screwdriver	35-9147
Slotted 1/4 in. x 4 in. Insulated Screwdriver	35-9150
Slotted 1/4 in. x 6 in. Insulated Screwdriver	35-9151
Phillips #1 x 3-3/16 in. Insulated Screwdriver	35-9193
Phillips #2 x 4 in. Insulated Screwdriver	35-9194

Basic Insulated Tool Kit



Description	Part No.
Basic Insulated Tool Kit (Case Included)	35-9100
Kit Includes:	
9-1/4 in. Insulated Linesman Pliers	30-9430
Safe-T-Grip [®] Fuse Puller, Medium	34-002
8 in. Insulated Diagonal Cutting Pliers w/angled head	35-9029
8-1/2 in. Insulated Long-Nose Pliers	35-9038
9-1/2 in. Insulated Cable Cutter	35-9052
Slotted 1/4 in. x 4 in. Insulated Screwdriver	35-9150
Slotted 1/4 in. x 6 in. Insulated Screwdriver	35-9151
Phillips #2 x 4 in. Insulated Screwdriver	35-9194
1-1/2 in. Red Lockout Padlock	44-916
Circuit Breaker Lockout	44-956
Circuit Breaker Lockout	44-957
Insulated T [®] -Stripper Wire Stripper	45-9120

Standard Insulated Tool Kit



Description	Part No.
Standard Insulated Tool Kit (Case Included)	35-9101
Kit Includes:	
9-1/4 in. Insulated Linesman Pliers	30-9430
Safe-T-Grip [®] Fuse Puller, Medium	34-002
8 in. Insulated Diagonal Cutting Pliers w/angled head	35-9029
8-1/2 in. Insulated Long-Nose Pliers	35-9038
9-1/2 in. Insulated Cable Cutter	35-9052
Slotted 1/4 in. x 4 in. Insulated Screwdriver	35-9150
Slotted 1/4 in. x 6 in. Insulated Screwdriver	35-9151
Slotted 5/16 in. x 7 in. Insulated Screwdriver	35-9166
Slotted 3/8 in. x 8 in. Insulated Screwdriver	35-9168
Phillips #1 x 3-3/16 in. Insulated Screwdriver	35-9193
Insulated Skinning Knife	35-9340
10 in. Insulated Tongue & Groove Pliers	35-9420
1-1/2 in. Red Lockout Padlock	44-916
Circuit Breaker Lockout	44-956
Circuit Breaker Lockout	44-957
Insulated T [®] -Stripper Wire Stripper	45-9120
VoltSensor [™] Non-Contact Voltage Tester	61-063

Journeyman Insulated Tool Kit



Description	Part No.
Journeyman Insulated Tool Kit (Case Included)	35-9102
Kit Includes:	
9-3/4 in. Insulated Multi-Crimp Tool	30-9429
9-1/4 in. Insulated Linesman Pliers	30-9430
Safe-T-Grip® Fuse Puller, Medium	34-002
8 in. Insulated Diagonal Cutting Pliers w/angled head	35-9029
8-1/2 in. Insulated Long-Nose Pliers	35-9038
9-1/2 in. Insulated Cable Cutter	35-9052
Slotted 1/4 in. x 4 in. Insulated Screwdriver	35-9150
Slotted 1/4 in. x 6 in. Insulated Screwdriver	35-9151
Slotted 5/16 in. x 7 in. Insulated Screwdriver	35-9166
Slotted 3/8 in. x 8 in. Insulated Screwdriver	35-9168
Phillips #1 x 3-3/16 in. Insulated Screwdriver	35-9193
Phillips #2 x 4 in. Insulated Screwdriver	35-9194
Phillips #3 x 6 in. Insulated Screwdriver	35-9196
3/16 in. x 5 in. Insulated Nut Driver	35-9290
1/4 in. x 5 in. Insulated Nut Driver	35-9291
5/16 in. x 5 in. Insulated Nut Driver	35-9292
3/8 in. x 5 in. Insulated Nut Driver	35-9294
7/16 in. x 5 in. Insulated Nut Driver	35-9295
1/2 in. x 5 in. Insulated Nut Driver	35-9296
Insulated Skinning Knife	35-9340
10 in. Insulated Tongue & Groove Pliers	35-9420
Safety Lockout Padlock, Red	44-916
Circuit Breaker Lockout	44-956
Circuit Breaker Lockout	44-957
Insulated T®-Stripper Wire Stripper	45-9120
VoltSensor™ Non-Contact Voltage Tester	61-063

9-Piece Insulated Screwdriver Set



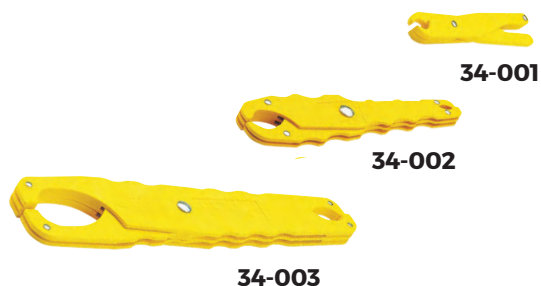
Description	Part No.
9-Piece Insulated Screwdriver Set (Case included)	35-9103
Set Includes:	
Slotted 7/32 in. x 5 in. Insulated Screwdriver	35-9147
Slotted 1/4 in. x 4 in. Insulated Screwdriver	35-9150
Slotted 1/4 in. x 6 in. Insulated Screwdriver	35-9151
Slotted 5/16 in. x 7 in. Insulated Screwdriver	35-9166
Slotted 3/8 in. x 8 in. Insulated Screwdriver	35-9168
Phillips #1 x 3-3/16 in. Insulated Screwdriver	35-9193
Phillips #2 x 4 in. Insulated Screwdriver	35-9194
Phillips #3 x 6 in. Insulated Screwdriver	35-9196
Square #0 x 4 in. Insulated Screwdriver	35-9690

2-Piece Insulated Screwdriver Set



Description	Part No.
2-Piece Insulated Screwdriver Set	35-9305
Set Includes:	
Slotted 1/4 in. x 4 in. Insulated Screwdriver	35-9150
Phillips #2 x 4 in. Insulated Screwdriver	35-9194

Safe-T-Grip® Fuse Pullers



- Maximum efficiency and convenience for removing or replacing cartridge-type fuses
- Three sizes handle fuses ranging from 0 to 600A
- Fully insulated, high-dielectric, glass-filled polypropylene construction
- Notched handles provide safe, no-slip grip
- Clearly marked amperage ranges
- Exceed MIL specifications

Description	Overall Length	Part No.
Small Puller for 250V, 9/32 in. to 1/2 in. dia. fuses	5 in.	34-001
Medium Puller for 0 to 100A/250V & 600V, 1/2 in. to 1 in. dia. fuses	7-1/2 in.	34-002
Large Puller for 31 to 600A/250V & 31 to 400A/600V, 3/4 in. to 2-1/2 in. dia. fuses	11-3/4 in.	34-003

Fuse Puller & Test Light



- Convenient pocket-sized tool safely pulls cartridge fuses and checks electrical connections
- Test prods fit parallel and tandem slot receptacles
- Built-in resistors limit current flow to eliminate false indication
- For 9/16 in. to 1 in. fuses, 100A/250V and 60A/600V
- Test capacity from 100V to 600V AC/DC

Description	Part No.
Fuse Puller & Test Light	34-012

Fuse Pullers



- Molded of tough, high-impact nylon for strength
- No-slip gripping surface and protective finger stops for added safety

Description	Overall Length	Part No.
Small Puller for 0 to 30A/250V, 1/4 in. to 1/2 in. dia. fuses	5 in.	34-015
Large Puller for 0 to 100A/250V & 0 to 60A/600V, 9/16 in. to 1 in. dia. fuses	7-1/4 in.	34-016

Fuse Puller Cross Reference

Fuse Size	Current	Voltage	IDEAL	Bussmann	Littlefuse
Ferrule Type	Amps	Volt a.c.			
1/4 x 1-1/4	1/500 to 30	250	34-015	FP-A3	97023
13/32 x 1-1/2	1/10 to 30	250	34-001, 34-015	FP-2	MFP
9/16 x 2	1/10 to 30	250	34-002, 34-012, 34-016	FP-2	LPFP
13/16 x 3	35 to 60	250	34-016, 34-003, 34-012	FP-2	LPFP
Knife Blade	Amps	Volt a.c.			
1 x 5-7/8	70 to 100	250	34-012, 34-002, 34-016	FP-3	LPFP
1-1/2 x 7-1/8	110 to 200	250	34-003	FP-3	LPFP
2 x 8-5/8	225 to 400	250	34-003	FP-4	GFP
2-1/2 x 10-3/8	450 to 600	250	34-003	FP-4	GFP
Ferrule Type	Amps	Volt a.c.			
13/32 x 1-1/2	1/10 to 30	600	34-001, 34-012, 34-016	FP-2	MFP
3/4 x 5	1/10 to 30	600	34-002	FP-2	MFP
1 x 5-1/2	35 to 60	600	34-012, 34-002, 34-016	FP-3	MFP
Knife Blade	Amps	Volt a.c.			
1-1/4 x 7-1/8	70 to 100	600	34-003	FP-3	LPFP
1-3/4 x 9-5/8	110 to 200	600	34-003	FP-4	LPFP
2-1/2 x 11-5/8	225 to 400	600	34-003	FP-4	LPFP
3 x 13-3/8	450 to 600	600	NONE	NONE	NONE

Please visit our website at idealind.com for more safety products from IDEAL!

- Insulated Tools
- Lockout/Tagout
- Fish Tapes
- Streetlight Kits
- Testers
- Safety Tapes & Signs

TOOL CARRIERS | POUCHES | BACKPACKS

Premium Leather Line

Top of the line tool carriers are handcrafted from top-grain cowhide and slow tanned in natural oils to enhance the leather's inherent strength. Each bag is hand waxed for lasting protection against stains and moisture and is warranted for life. Available in natural or black leather.

- Rust-resistant, plated-steel hardware and heavy, lock-stitched nylon thread for long-term durability



Standard Leather Line

Leather that stands up to the job like no other material, these tool carriers are constructed of top-grain, natural cowhide and tanned for added strength and durability. Color ages to a deep tan over the years.

- Rust-resistant, plated-steel hardware and heavy, lock-stitched nylon thread for long-term durability

Fabric Line

IDEAL® Pro Series line of tool backpacks, totes, pouches and bags are versatile carriers that are perfect for storing, organizing and transporting your vital tools and supplies.

Durable, functional, portable line of fabric carriers provide the perfect tool storage.



IDEAL® Pro Series Dual Compartment Backpack

The Dual Compartment Tool Backpack provides a storage and transport solution for any tradesperson. The versatile design includes two compartments that can open to a lay-flat position for flexible use on the floor, bench or hoist. The backpack has an abundance of interior and exterior organizational pockets, an integrated drill holster as well as dedicated space for a laptop and/or tablet. The protective phone/glasses case safeguards your most vulnerable items while on the job and the removable tool pouch and bit holder allow for extra versatility and storage. Exterior pockets include a large double slotted front pocket that easily accommodates fish tapes, a water bottle carrier and a nickel-plated tape measure clip. The interior includes a wide variety of tiered pockets to hold screwdrivers, meters, bit holders, power drills, etc. The rugged molded bottom is designed to hold up in harsh environments.

Features:

- 18 total pockets
- Molded plastic bottom for durability
- Fish tape holder
- Hard protective phone/sunglasses case
- Padded straps for added comfort
- Includes tape chain and tape measure clip
- Drill holster, removable tool pouch and dedicated laptop/tablet pocket
- Dimensions: 16 in. x 19 in. x 10-1/2 in.

Description	Part No.
IDEAL® Pro Series Dual Compartment Backpack	37-000



IDEAL® Pro Series Single Compartment Backpack

- 18 total pockets
- Molded plastic bottom for durability
- Fish tape holder
- Hard protective phone/sunglasses case
- Padded straps for added comfort
- Includes tape chain and tape measure clip
- Dimensions: 14-1/2 in. x 18-1/2 in. x 9 in.



Description	Part No.
IDEAL® Pro Series Single Compartment Backpack	37-001

IDEAL® Pro Large Mouth Bags

- Total pockets: 37-012 26 pockets
37-011 26 pockets
37-010 20 pockets
- Top opens completely for easy access to large tools
- Reinforced to hold itself open
- Hard protective phone/sunglasses case
- Models 37-011 & 37-012 feature side pull straps for ease of transport
- Includes shoulder strap
- Includes tape chain and tape measure clip
- Dimensions: 37-012 18 in. x 11-1/2 in. x 11-1/2 in.
37-011 16 in. x 11 in. x 9 in.
37-010 13 in. x 9 in. x 9-1/2 in.



37-012

Description	Part No.
IDEAL® Pro Series Large Mouth Bag, 18 in.	37-012
IDEAL® Pro Series Large Mouth Bag, 16 in.	37-011
IDEAL® Pro Series Large Mouth Bag, 13 in.	37-010

IDEAL® Pro Series Electrical Supply Pouch

- Hook and loop divider allows for 1 or 2 compartments
- Easy carry of essential electrical supplies
- Wide open pockets for easy access of accessories
- Dimensions: 7 in. x 9-1/2 in. x 3 in.



Description	Part No.
IDEAL® Pro Series Electrical Supply Pouch	37-024

IDEAL® Pro Series Premium Tool Carriers

- Total pockets: 37-031 34 pockets
37-030 32 pockets
- Model 37-030 features a protective phone/sunglasses case
- Shoulder strap
- Molded carrying handle
- Removable drill bit pouch for versatility
- Includes tape chain and tape measure clip
- Easy access supply tool pocket
- Dimensions: 37-031 11 in. x 12 in. x 16 in.
37-030 12 in. x 12 in. x 15 in.



37-031

Description	Part No.
IDEAL® Pro Series Premium Tool Carrier	37-031
IDEAL® Pro Series Molded Bottom Premium Tool Carrier	37-030

IDEAL® Pro Series Premium Tool Pouch

- Two deep pockets to hold a variety of tools
- Designed to comfortably fit on hip
- Carry as a hand pouch, shoulder pouch or tool belt
- Includes both adjustable web belt with metal buckle and removable shoulder strap
- Includes tape chain and tape measure clip
- Dimensions: 10 in. x 6-1/2 in. x 11 in.



Description	Part No.
IDEAL® Pro Series Premium Tool Pouch	37-020

IDEAL® Pro Series Service Pouch

- Interior divider allows for 1 or 2 deep compartments
- Includes tape measure clip and tape chain
- Includes web tool belt
- Six external pockets
- Dimensions: 5-1/2 in. x 11 in. x 4 in.



Description	Part No.
IDEAL® Pro Series Service Pouch	37-022

IDEAL® Pro Series Flat Zipper Pouches

- Convenient storage for electrical tools
- Reflective strip for high visibility and labeling
- Light colored lining allows for easier identification of contents
- Grommet hole for hanging or combining with carabiner



37-055

- Dimensions: 37-052 14 in. x 4-1/2 in.
- 37-050 12-1/2 in. x 7 in.
- 37-051 10 in. x 5-1/2 in.
- 37-055 12-1/2 in. X 7 in.

Description	Size	Color	Part No.
IDEAL® Pro Series Flat Zipper Pouch	14 in.	Black	37-052
	12-1/2 in.		37-050
	10 in.		37-051
IDEAL® Pro Series Flat Zipper Pouch, 3-Pack (Includes one each: 37-052, 37-050, 37-051)			37-053
IDEAL® Pro Series Flat Zipper Pouch, 4-Pack (Includes one each: Black, Blue, Red & Gray)			37-055

IDEAL® Pro Series Stand Up Supply Zipper Pouches

- Stand up configuration allows for easy reach and access of supplies
- Convenient storage for electrical tools
- Reflective strip for high visibility and labeling
- Light colored lining allows for easier identification of contents
- Made of durable 1680D Ballistic material and includes carabiner for easy carry & storage (not for human support)
- Dimensions: 37-056 12-1/2 in. x 7-1/2 in.
- 37-057 12-1/2 in. x 7-1/2 in.
- 37-058 9 in. x 8 in. & 8-1/2 in. x 7 in.



37-056

Description	Part No.
IDEAL® Pro Series Stand Up Supply Zipper Pouch	37-056
IDEAL® Pro Series Stand Up Supply Zipper Pouch, 3-Pack (Includes: Black, Blue & Gray Pouches)	37-057
IDEAL® Pro Series Stand Up Supply Zipper Pouch, 2-Pack (Includes: Blue & Black Pouches)	37-058

IDEAL® Pro Series Camo Pouches

- Convenient storage solution for electrical tools, connectors and supplies
- Reflective strip for high visibility and labeling
- Light colored lining allows for easier identification of contents
- Grommet hole for hanging or combining with carabiner
- Dimensions: 12-1/2 in. x 7 in.



NEW

Description	Color	Part No.
IDEAL® Pro Series Flat Zipper Pouch	Arctic Camo	37-061
	Gray Digital	37-062
	Green Digital	37-063
	Wooded	37-064
IDEAL® Pro Series Flat Zipper Pouch Set (4-Pack includes Arctic Camo, Gray Digital Camo, Green Digital Camo and Wooded Camo)		37-060

IDEAL® Pro Series Compact Tool Pouch

- Includes belt clip
- Compact, lightweight, low profile design
- Dimensions: 5-1/2 in. x 10-1/2 in. x 2 in.



Description	Part No.
IDEAL® Pro Series Compact Tool Pouch	37-023

IDEAL® Pro Series Tool Belt

- Adjustable web tool belt with metal buckle
- Compatible with all IDEAL® Pro Series Tool Pouches
- Length can be adjusted from 26 in. to 40 in. waist size



Description	Part No.
IDEAL® Pro Series Tool Belt	37-025

Tool Belt Bundle

NEW

TOOLS & SUPPLIES

Tool Belt Bundle
includes Tool Belt Hammer Holder
37-076



Suspenders feature padded shoulder straps for added comfort



Suspenders feature handle for easy carrying

Tool Belt Bundle Suspenders
37-075

Tool Belt Bundle
includes Tool Belt Drill Holder
37-073



Tool Belt
features tactical metal buckle
for easy adjustment
37-074



Tool Belt Pouch
37-077

Tool Belt Pouch
37-077

Tool Belt Bundle w/Suspenders

- Includes:
 - Tool Belt (37-074)
 - Two Tool Pouches (37-077)
 - Drill Holder (37-073)
 - Hammer Holder (37-076)
 - Suspenders (37-075)



Description	Part No.
Tool Belt Bundle with Suspenders	37-070

Tool Belt

- Padded belt for extra comfort
- Adjustable up to 42 in.
- Tactical metal buckle for easy adjustment
- Four durable d-rings for suspender attachment



Description	Part No.
Tool Belt	37-074

Tool Belt Drill Holder

- Durable metal drill clip
- Fits up to 1-1/2 in. wide belt



Description	Part No.
Tool Belt Drill Holder	37-073

Tool Belt Cell Phone Holder

- Two separate cell phone pockets
- Additional notebook and small zipper pocket
- Sold separately. Not included with Tool Belt Bundle with Suspenders and Tool Belt Bundle



Description	Part No.
Tool Belt Cell Phone Holder	37-072

Tool Belt Bundle



- Includes:
 - Tool Belt (37-074)
 - Two Tool Pouches (37-077)
 - Drill Holder (37-073)
 - Hammer Holder (37-076)

Description	Part No.
Tool Belt Bundle	37-071

Tool Belt Suspenders

- Padded shoulder straps for added comfort
- Durable metal attachment clips
- Adjustable length



Description	Part No.
Tool Belt Suspenders	37-075

Tool Belt Hammer Holder

- Durable metal hammer holder
- Fits up to 1-1/2 in. wide belt



Description	Part No.
Tool Belt Hammer Holder	37-076

Electrician Tool Belt Pouch

- Tape measure clip
- Tape chain
- Five storage pockets



Description	Part No.
Electrician Tool Belt Pouch	37-077

Large Mouth Bags

- Top opens completely for easy access to large tools - reinforced to hold itself open
- Bags are deep with outside and inside pockets for convenient hand tool storage
- Rugged zipper closure helps prevent tool loss
- Durable multi-ply construction



Description	Part No.
Large Mouth Bag, 13 in.	37-013
Large Mouth Bag, 18 in.	37-014

Tool Pouch

- Compact and versatile design
- Carry as a hand tote, shoulder tote or tool belt
- Includes removeable shoulder strap and belt
- Durable multi-ply construction



Description	Part No.
Tool Pouch	37-026

Tuff-Tote® Ultimate Tool Carriers



- 8 in. square tool carrier features 2 divided inside compartments with 6 screwdriver loops, 1 large center compartment, 4 outside pockets and 8 outside tool loops for easy identification and access
- Oil and moisture-resistant reinforced bottom

Description	Part No.
Premium Leather Carrier w/shoulder strap	35-975
Premium Black Leather Carrier w/shoulder strap	35-975BLK
Standard Leather Carrier w/shoulder strap	35-325

Divider Pouch™ Small Parts Bag

- Designed to provide perfect small parts storage — keeps parts separate and organized
- Six internally divided 5-in. deep pockets
- Convenient drawstring protects contents from spillage
- Convenient handle loop
- Sized to stack in 5-gallon buckets
- Durable nylon polyester construction



Note: Wire connectors sold separately.

Description	Part No.
Divider Pouch™ Small Parts Bag	35-655

Supplies Apron

- Two pockets for connectors and fasteners, each 8 in. x 15 in.
- Natural duck construction



Description	Part No.
Supplies Apron	35-474

Pocket Pal® Tool Holster

- Protects pocket from sharp tools
- Doubles tool carrying capacity
- Can be worn in pocket or on belt



Description	Part No.
Pocket Pal® Tool Holster	35-505

Tuff-Tote® Tool Pouches



- 8-pocket, belt-mounted pouch features large Utility compartment with 2 dividers and 6 screwdriver loops, 7 outside pockets, release snaps and tape chain and removable shoulder strap
- Tunnel belt loop accommodates belts up to 2-1/4 in. wide

Description	Part No.
Premium Leather Pouch w/shoulder strap	35-950
Premium Black Pouch w/shoulder strap	35-950BLK
Standard Leather Pouch w/shoulder strap	35-311

Tuff-Tote® Tool Carrier

- Convenient 6 in. x 8 in. tool carrier with 4 center screwdriver slots, 2 interior compartments, 2 divided outside pockets and 4 outside tool loops
- Unique stand-alone design keeps tool standing upright for easy identification and access
- Oil and moisture-resistant reinforced bottom



Description	Part No.
Premium Leather Carrier w/shoulder strap	35-969

Electrician's Tool Pouch

- Seven-pocket tool pouch
- Full length belt tunnel
- Chain tape lanyard



Description	Part No.
Standard Leather Electrician's Tool Pouch	10-466

Ergo Tool Pouch

- Compact ergonomic design for versatility and superior comfort
- Large tool holding capacity
- Rust-resistant, plated-steel hardware and heavy, lock-stitched nylon thread for long-term durability



Description	Part No.
Standard Natural Leather Ergo Tool Pouch	35-312

Shoulder Straps



35-965



35-338

- Nickel-plated hardware for long-term durability and corrosion resistance
- 2-in. wide shoulder pad for added comfort

Description	Part No.
Premium Leather Strap	35-965
Standard Leather Strap	35-338

Hip Holster Tool Pouch

- Compact, 6-pocket holster
- Heavy-duty leather construction
- Riveted corners for long life
- Tape measure holder



Description	Part No.
Premium Hip Holster Tool Pouch	35-784BLK

Belts



35-995



35-316



10-398

- Nickel-plated hardware for long-term durability and corrosion resistance

Description	Part No.
Leather Belt - 2 in. x 48 in.	35-995
Leather Belt - 1-3/4 in. x 46 in.	35-316
Web Belt	10-398

TOOL KITS

6-Piece Tool Kit



Description	Part No.
6-Piece Hand Tool Kit	30-727
Kit Includes:	
9-1/2 in. Linesman Plier	30-435
8 in. Diagonal Cutting Plier	30-029
8-1/2" Long-Nose Plier	30-038
1/4" Heavy-Duty Cabinet Screwdriver	35-150
#2 Phillips Screwdriver	35-194
T®-Stripper Wire Stripper	45-120

7-Piece Tool Kit



Description	Part No.
7-Piece Hand Tool Kit	30-728
Kit Includes:	
9-1/2 in. Linesman Plier	30-435
8-1/2 in. Long-Nose Plier	30-038
1/4" Heavy-Duty Cabinet Screwdriver	35-150
3/16 in. Cabinet Screwdriver	35-186
#2 Phillips Screwdriver	35-194
T®-Stripper Wire Stripper	45-120
600A AC Clamp Meter	61-744

11-Piece Tool Kit



Description	Part No.
11-Piece Hand Tool Kit	30-729
Kit Includes:	
9-1/2 in. Linesman Plier	30-435
8 in. Diagonal-Cutting Plier	30-029
8-1/2 in. Long-Nose Plier	30-038
1/4 in. Heavy-Duty Cabinet Screwdriver	35-150
3/16 in. Cabinet Screwdriver	35-186
#1 Phillips Screwdriver	35-193
#2 Phillips Screwdriver	35-194
9-1/2 in. Tongue & Groove Plier	35-420
T®-Stripper Wire Stripper	45-120
Journeyman Electrician's Tote™ Tool Bag & Removable Shoulder Strap	35-462

14-Piece Tool Kit



Description	Part No.
14-Piece Hand Tool Kit	30-730
Kit Includes:	
9-1/2 in. Linesman Plier w/Smart-Grip™ Handle	30-3435
1/4 in. Heavy-Duty Cabinet Screwdriver	35-150
3/16 in. Cabinet Screwdriver	35-186
#1 Phillips Screwdriver	35-193
#2 Phillips Screwdriver	35-194
1/4 in. Nut Driver	35-291
5/16 in. Nut Driver	35-292
#2 Square Screwdriver	35-693
8 in. Diagonal-Cutting Plier w/Smart-Grip™ Handle	30-3029
8-1/2 in. Long-Nose Plier w/Smart-Grip™ Handle	30-3038
9-1/2 in. Tongue & Groove Plier w/Smart-Grip™ Handle	35-3420
Reflex™ Premium T®-Stripper Wire Stripper	45-615
Journeyman Electrician's Tote™ Tool Bag w/ Removable Shoulder Strap & Belt	35-462

17-Piece Master Electrician's Kit w/Tool Carrier



Description	Part No.
17-Piece Master Electrician's Kit	35-809
Kit Includes:	
9-1/2 in. Linesman Plier w/New England nose and crimping die	30-3435
8-1/2 in. Long-Nose Pliers w/cutter	30-3038
9-1/2 in. Cable Cutter	35-3052
9-1/2 in. Tongue & Groove Pliers	35-3420
7-in-1 Twist-a-Nut™ Screwdriver	35-908
1/4 in. x 4 in. Cushioned-Grip Slotted round shank Screwdriver	35-164
3/16 in. x 6 in. Cushioned-Grip Slotted Cabinet Tip Screwdriver	35-186
Phillips #1 x 3 in. Cushioned-Grip Screwdriver	35-193
Phillips #2 x 4 in. Cushioned-Grip Screwdriver	35-194
Torpedo Level	35-205
Electrician's Hammer	35-210
Auto-Lock Tape Measure w/Magnetic Tip, 30 ft.	35-238
Electrician's Knife	35-285
3/16 in. x 6 in. Cushioned-Grip Screw holding Slotted Screwdriver	35-406
Kinetic™ Reflex™ T®-Stripper Wire Stripper	45-915
Vol-Con® Voltage/Continuity Tester	61-076
Tuff-Tote® Premium Leather Tool Carrier	35-975

16-Piece Master Electrician's Kit w/Pouch



Description	Part No.
16-Piece Master Electrician's Kit	35-800
Kit Includes:	
9-1/4 in. Linesman Plier w/fish tape puller	30-435
8 in. Diagonal-Cutting Pliers w/angled head	30-029
8-1/2 in. Long-Nose Plier	30-038
9-1/2 in. Cable Cutter	35-052
Twist-a-Nut™ Conduit Deburring Tool	35-083
1/4 in. x 4 in. Cushioned-Grip Slotted round shank Screwdriver	35-164
#2 x 4 in. Cushioned-Grip Phillips Screwdriver	35-194
Electrician's Hammer	35-210
Auto-Lock Tape Measure w/Magnetic Tip, 30 ft.	35-238
Electrician's Knife	35-285
Standard Leather Pouch w/shoulder strap	35-311
10-1/2 in. Tongue and Groove Plier	35-430
7-in-1 Twist-a-Nut™ Screwdriver	35-908
T®-Stripper Wire Stripper	45-120
Vol-Con® Voltage/Continuity Tester	61-076
Replacement Battery	61-201

16-Piece Master Electrician's Kit w/Large Mouth Bag



Description	Part No.
16-Piece Master Electrician's Kit	35-808
Kit Includes:	
Combo Crimp/Strip Tool	30-428
Pocket Fuse Puller	34-002
9-1/2 in. Linesman Plier w/New England nose, crimping die and fish tape puller	30-435
8-1/2 in. Long-Nose Pliers w/cutter	30-038
9-1/2 in. Cable Cutter	35-052
1/4 in. x 4 in. Cushioned-Grip Slotted round shank Screwdriver	35-164
3/16 in. x 6 in. Cushioned-Grip Slotted Cabinet Tip Screwdriver	35-186
#1 x 3 in. Cushioned-Grip Phillips Screwdriver	35-193
#2 x 4 in. Cushioned-Grip Phillips Screwdriver	35-194
Electrician's Hammer	35-210
Auto-Lock Tape Measure w/Magnetic Tip, 30 ft.	35-238
Ergonomic Hacksaw	35-261
Electrician's Knife	35-285
10-1/2 in. Tongue and Groove Plier	35-430
Reflex™ T®-5 T®-Stripper Wire Stripper	45-415
18 in. Large Mouth Bag	37-014

13-Piece Journeyman Electrician's Kit w/Electrician's Tote



Description	Part No.
13-Piece Journeyman Electrician's Kit	35-790
Kit Includes:	
9-1/2 in. Linesman Plier w/New England nose and crimping die	30-3435
Fuse Puller, Medium	34-002
1/4 in. x 4 in. Cushioned-Grip Slotted round shank Screwdriver	35-164
3/16 in. x 4 in. Cushioned-Grip Slotted Cabinet Tip Screwdriver	35-186
#1 x 3 in. Cushioned-Grip Phillips Screwdriver	35-193
#2 x 4 in. Cushioned-Grip Phillips Screwdriver	35-194
Torpedo Level	35-205
Auto-Lock Tape Measure w/Magnetic Tip, 30 ft.	35-238
Electrician's Knife	35-285
8-1/2 in. Long-Nose Pliers w/cutter	30-3038
9-1/2 in. Tongue & Groove Plier	35-3420
Kinetic™ Reflex™ T®-Stripper Wire Stripper	45-915
Journeyman Electrician's Tote®	35-462

12-Piece Journeyman Electrician's Kit w/Tool Pouch



Description	Part No.
12-Piece Journeyman Electrician's Kit	35-5805
Kit Includes:	
Web Belt	10-398
Electrician's Leather Tool Pouch	10-466
9-1/2 in. Linesman Plier w/New England nose, crimping die and fish tape puller	30-435
8 in. Diagonal-Cutting Pliers	30-028
8-1/2 in. Long-Nose Plier	30-038
1/4 in. x 4 in. Cushioned-Grip Slotted round shank Screwdriver	35-164
3/16 in. x 4 in. Cushioned-Grip Slotted Cabinet Tip Screwdriver	35-184
#1 x 3 in. Cushioned-Grip Phillips Screwdriver	35-193
#2 x 4 in. Cushioned-Grip Phillips Screwdriver	35-194
Auto-Lock Tape Measure w/Magnetic Tip, 30 ft.	35-238
8-1/2 in. Tongue & Groove Pliers	35-420
Premium T [®] -5 T [®] -Stripper Wire Stripper	45-120

4-Piece Electrician's Holster Kit

Description	Part No.
4-Piece Electrician's Holster Kit	35-5799
Kit Includes:	
9-1/2 in. Linesman Plier w/New England nose and crimping die	30-435
Pocket Pal [®] Tool Holster	35-505
11-in-1 Screwdriver/Nut Driver	35-910
Premium T [®] -5 T [®] -Stripper Wire Stripper	45-120

6-Piece Electrician's Holster Kit



Description	Part No.
6-Piece Electrician's Holster Kit	35-794
Kit Includes:	
9-1/4 in. Linesman Plier w/fish tape puller	30-435
Auto-Lock Tape Measure w/Magnetic Tip, 30 ft.	35-238
Utility Knife	35-300
Pocket Pal [®] Tool Holster	35-505
7-in-1 Twist-a-Nut [™] Screwdriver	35-908
T [®] -5 T [®] -Stripper Wire Stripper	45-120

5-Piece Electrician's Holster Kit



Description	Part No.
5-Piece Electrician's Holster Kit	35-5792
Kit Includes:	
9-1/4 in. Linesman Plier w/fish tape puller	30-435
3/16 in. x 6 in. Cushioned-Grip Slotted Cabinet Tip Screwdriver	35-186
#2 x 4 in. Cushioned-Grip Phillips Screwdriver	35-194
Pocket Pal [®] Tool Holster	35-505
Premium T [®] -5 T [®] -Stripper Wire Stripper	45-120



POWER TOOL ACCESSORIES

With great durability and high accuracy, the IDEAL® line of power tool accessories makes cutting jobs quick and easy. This power tool accessories line includes high quality metals, enhanced coatings, and value added features to meet the professional electrician's varying needs. Experience less down time and get a superior cost-per-cut advantage with IDEAL.

DEADEYE™ Carbide-Tipped Hole Cutters



Step Drills

- Brass
- Carbon Steel
- Cast Iron
- Stainless Steel



Bi-Metal Hole Saws

- Metal
- Plastics
- Wood



Drill Taps

- Sheet Metal
- Cast Iron
- Fiberglass
- Wood



Multi-Purpose Hole Saws

- Composite Enclosures
- Ceiling Tile
- Cement Board
- Wood



Auger Bits

- Wood
- Nail-Embedded Wood



Band Saw Blades

- Sheet Metal
- Rebar
- Angle Iron
- Stainless Steel Tubing
- Structural Iron



Reciprocating Blades

- Metal
- Ceramic Tile
- Drywall
- Fiberglass
- General Purpose
- Wood
- Steel



Spade Bits

- Wood



Flexible Drill Bits

- Steel
- Wood



DEADEYE™ Carbide-Tipped Hole Cutters

IDEAL Electrical's DEADEYE™ Collection delivers the highest quality power cutting tools on the market. We take pride in creating innovative, accurate and long-lasting products so you can **take pride in your work.**

The DEADEYE™ Carbide-Tipped Hole Cutters offer the best cost-per-cut advantage and premium features making cutting through the toughest metals simple, fast and efficient.

Advanced designs including the integrated arbor, SmoothStart™ pilot bit and multi-directional carbide teeth ensure the quickest and most accurate cutting, even on aggressive materials. High-quality materials and coatings including tungsten carbide teeth and DEADEYE™ finish pilot bit provide the ultimate longevity.



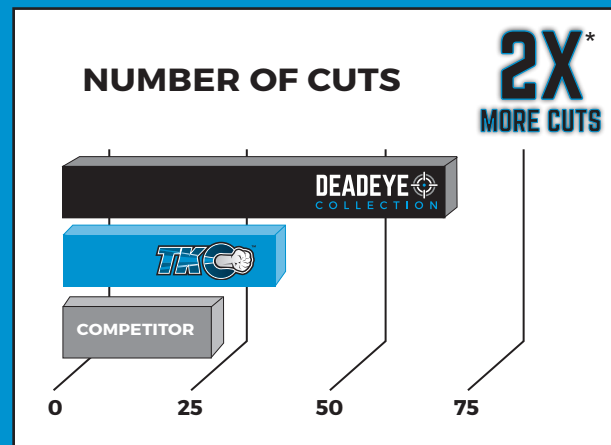
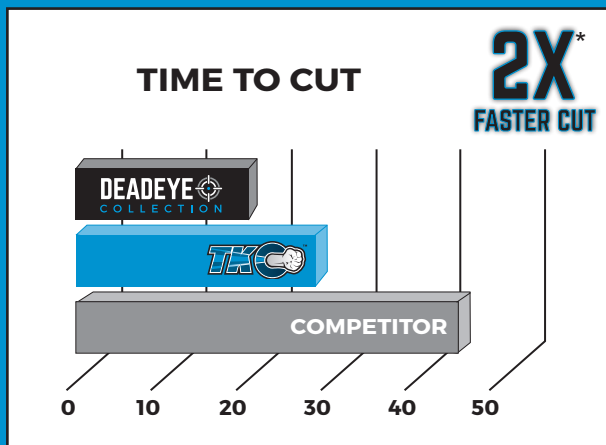
The DEADEYE™ Carbide-Tipped Hole Cutters feature our most advanced design allowing for multiple continuous cuts in aggressive materials without overheating.

When tested in heavy gauge stainless steel, the DEADEYE™ Carbide-Tipped Hole Cutters work faster and remain cooler preventing discoloration caused by overheating the metal.

For high quality and a professional end result, choose DEADEYE™ Carbide-Tipped Hole Cutters.

	5 CUTS	15 CUTS	25 CUTS	
				Tested in 1/8 in. stainless steel plate cutting continuously w/o cutting fluid.

PROVEN SUPERIOR QUALITY WITH THE BEST COST SAVINGS ADVANTAGE




*Based on internal testing, report dated 11/10/2020.

DEADEYE™ Carbide-Tipped Hole Cutters



Multi-directional tooth design for the fastest cut through aggressive materials including stainless steel



Six-flat shank provides a quick and secure hold

One-piece design reduces vibration ensuring the most accurate cut

Expanded cutting depth up to 6 ga. material with over 1" effective length

SmoothStart™ pilot bit with DEADEYE™ finish provides a quick start and long life

TOOLS & SUPPLIES

DEADEYE™ Carbide Hole Cutters

Hole Diameter	Application Diameter	Part No.
3/4 in.	—	36-800
7/8 in.	1/2 in.	36-801
1 in.	—	36-802
1-1/8 in.	3/4 in.	36-803
1-7/32 in.	—	36-813
1-3/8 in.	1 in.	36-805
1-3/4 in.	1-1/4 in.	36-808
2 in.	1-1/2 in.	36-809
2-1/2 in.	2 in.	36-810
Replacement Pilot Bit		36-812

DEADEYE™ Carbide Hole Cutter Kits

Description	Part No.
4-Piece Kit - includes 7/8 in., 1-1/8 in., 1-3/8 in. and replacement pilot bit	36-811
8-Piece Kit - includes 7/8 in., 1-1/8 in., 1-3/8 in., 1-3/4 in., 2 in., 2-1/2 in. and two replacement pilot bits	36-814



36-811



36-814

DEADEYE™ Carbide Hole Cutters

The DEADEYE™ Magnetic Chip Collector securely attaches to magnetic surfaces and collects metal chips while cutting.

- Works with up to 2-1/2" diameter cutters
- Minimal profile provides improved visibility and access to workspace
- Integrated keychain loop

Description	Part No.
DEADEYE™ Magnetic Chip Collector	36-815



TKO™ Carbide-Tipped Hole Cutters


TKO™ Hole Cutters offer the most efficient and clean cutter replacement for traditional knockouts, by making smooth holes in a fraction of the time at a fraction of the cost. Specifically designed to cut sheet metal, TKO cutters will even cut **stainless steel** with fine grained, carbide tips. The innovative design includes the exclusive SmoothStart™ replaceable pilot drill, which guides the cutter to the surface, avoiding cutter damage and providing smoother holes. An integral overdrill flange prevents cutter penetration beyond the sheet metal. When it comes to quality, performance and durability, IDEAL is the professional's choice for carbide tipped hole cutters.

Hole Size	Conduit & Pipe Size	Part No.
3/4 in. (19mm)	—	36-300
7/8 in. (22mm)	1/2 in. (22mm) - push button	36-301
1 in. (25mm)	—	36-302
1-1/8 in. (29mm)	3/4 in. (19mm)	36-303
1-1/4 in. (32mm)	—	36-304
1-3/8 in. (35mm)	1 in. (25mm)	36-305
1-7/32 in. (30mm)	1-7/32 in. (30mm) - push button	36-313
1-7/16 in. (37mm)	—	36-306
1-1/2 in. (38mm)	—	36-307
1-3/4 in. (44mm)	1-1/4 in. (32mm)	36-308
2 in. (51mm)	1-1/2 in. (38mm)	36-309
2-1/2 in. (64mm)	2 in. (50mm)	36-310
2-7/8 in. (73mm)	2-1/2 in. (64mm)	36-315
3-1/2 in. (89mm)	3 in. (76mm)	36-316
4 in. (102mm)	3-1/2 in. (89mm)	36-317
4-1/2 in. (114mm)	4 in. (102mm)	36-318

3/8 in. Shank on all hole cutters. Max. material thickness is 1/8 in.


SmoothStart™ Replacement Pilot Drill

- Guides cutter to surface providing a smoother start and cleaner holes



Fits Hole Saws:	Diameter	Drill Depth	Overall Length	Part No.
3/4 in. to 3-1/2 in.	1/4 in. (6mm)	3/4 in. (19mm)	2 in. (51mm)	36-312
4 in. and 4-1/2 in.	5/16 in. (8mm)	3/4 in. (19mm)	2-3/8 in. (60mm)	36-369*

Drilling depth: 3/16 in. (5mm); Effective length: 1/2 in. (12mm)
*For use with 36-317 and 36-318.



IDEAL TKO™

Competitor

IDEAL provides smooth, precise holes (holes cut with 1-1/8 in. cutters)

4-Piece TKO™ Carbide-Tipped Hole Cutter Kit



Description	Part No.
4-Piece Carbide Hole Cutter Kit	36-311
Kit Includes:	Part No.
7/8 In. Hole Cutter	36-301
1-1/8 in. Hole Cutter	36-303
1-3/8 in. Hole Cutter	36-305
SmoothStart™ Pilot Bit	36-312

Convenient carrying case included. Hex key size is 3mm.


8-Piece TKO™ Carbide-Tipped Hole Cutter Master Electrician's Kit



Description	Part No.
8-Piece Carbide Hole Cutter Kit	36-314
Kit Includes:	Part No.
7/8 In. Hole Cutter	36-301
1-1/8 in. Hole Cutter	36-303
1-3/8 in. Hole Cutter	36-305
1-3/4 in. Hole Cutter	36-308
2 in. Hole Cutter	36-309
2-1/2 in. Hole Cutter	36-310
SmoothStart™ Pilot Bit	36-312

Convenient carrying case included. Hex key size is 3mm.

TKO™ Carbide-Tipped Hole Cutters



**BEST
CHOICE FOR
LONG LIFE**



Integrated arbor provides less vibration for smooth, accurate holes

Integrated overdrill flange prevents penetration beyond the sheet metal

Carbide tips cut up to 1/8 in. thick steel and outperforms HSS cutters and bi-metal hole saws in sheet steel

Ejection spring effortlessly ejects slug


Exclusive SmoothStart™ pilot drill guides cutter

Low RPM recommended for longer life.

TOOLS & SUPPLIES

See how IDEAL® TKO™ can save time...

Total time using the
IDEAL TKO™
30 Seconds



Chuck cutter

00:10

Drill hole & store



00:30

Total time using the
competitors' knockout tool
More than 6 Minutes



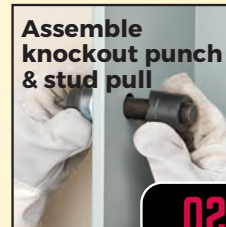
Chuck step drill

00:10



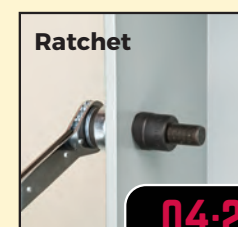
Drill pilot hole

00:30



Assemble knockout punch & stud pull

02:00



Ratchet

04:20



Slug removed, disassemble & store

06:20

Step Bits

IDEAL® Step Drill Bits are a quality choice for precise, repetitive drilling through the toughest materials including brass, carbon steel, cast iron, stainless steel, and more. These tough and reliable tools feature gradually blended steps to ease through the most common hole sizes saving time and money. All step bits include a split point tip design offering a quick start with minimal vibration. From advanced coatings to spiral flutes and quick change options, IDEAL step bits offer a full range line with advanced features to get the job done right the first time.

Spiral Flute Step Bits


- Made from M35 High Speed Steel with Cobalt for added strength and durability
- 1/4" hex shank for quick changing in cordless drill and impact drivers
- Titanium Nitride coating minimizes cooling time and extends bit life
- Laser engraved markings for easy identification of step size
- Spiral cut dual flute cutting edges allow for a faster cut and easy chip removal



#	Drill Diameter Sizes (In.)	No. of Steps	Step Increments (In.)	Step Thickness (In.)	Part No.
1	1/8 to 1/2	13	1/32	1/8	36-701
3	1/4 to 3/4	9	1/16	1/8	36-702
4	3/16 to 7/8	12	1/16	1/16	36-703
5	1/4 to 1	13	1/16	1/8	36-704
9	1/4 to 1-1/8	15	1/16	1/16	36-705
6	1/4 to 1-3/8	15	1/8	1/16 to 1/4	36-706
Spiral Step Bit Kit (36-701, 36-703, 36-705, 36-706)					36-700

Straight Flute Step Bits

- Split-point tip lasts longer and starts faster than competition
- Radius blended, multi-diameter steps for smooth drilling
- Titanium Nitride coating minimizes cooling time and extends bit life



Drill Diameter Sizes (In.)	No. of Hole Sizes	Step Increments (In.)	Step Thickness (In.)	Shank Dia. (In.)	Part No.
1/8 to 1/2	13	1/32	1/8	5/16	35-511
1/4 to 3/4	9	1/16	1/8	3/8	35-512
1/4 to 7/8	11	1/16	1/16	3/8	35-513
1/2 to 1	8	1/16	1/8	3/8	35-514*
1/4 to 1-1/8	16	1/16	1/16	3/8	35-515
3/16 to 1/2	6	1/16	3/8	5/16	35-516
1/4 to 1-3/8	10	1/32	1/16 to 1/4	3/8	35-517
Electrician's Step Bit Kit (35-511, 35-513, 35-515, 35-517)					35-520

*Requires pilot holes.

Quick Change Step Bits

- Split-Point tip lasts longer and starts faster than competition
- High speed tool steel, double-tempered for superior tip life
- Double fluted and blended radius steps for smooth drilling
- 1/4" Quick change shank



Drill Diameter Sizes (In.)	No. of Hole Sizes	Step Increments (In.)	Step Thickness (In.)	Shank Dia. (In.)	Part No.
1/8 to 1/2	13	1/32	1/8	1/4	35-521
1/4 to 7/8	11	1/16	1/16		35-522
1/4 to 1-1/8	16				35-523
3-Piece Quick-Change Step Bit Kit (35-521, 35-522, 35-523)					35-524


Drill Taps with SmoothStart™ Tip

The IDEAL® line of combination drill taps combines the tasks of drilling, tapping and deburring all into one. Providing an economical way to save you valuable time on the project.

Constructed out of High Speed Steel (HSS), the bit has balanced hardened tapping edges with ¼" hex shank that makes it compatible not only with cordless drills but also impact drivers.

Similar to the IDEAL® TKO™ Carbide Tipped Hole Cutters we have incorporated the SmoothStart™ tip reducing vibration and minimizing thread damage for increased accuracy and long bit life.

While traditional drill taps have single or double flute design, IDEAL® Drill taps come with 3-flute design providing faster chip removal and minimized binding while drilling. The deburring cutting edge provides a clean hole and prevents over drilling. Rated for drilling and tapping up to 10 gauge mild steel, aluminum, copper, brass and even plastic. When it comes to quality, performance and durability, IDEAL is the professional's choice for drill tap needs.



Kits



36-600



36-601

Description	Part No.
8-Piece Drill Tap Kit (Case included)	36-600
Kit Includes:	Qty.
6-32 NC Drill Tap/Bit	1
8-32 NC Drill Tap/Bit	2
10-24 NC Drill Tap/Bit	1
10-32 NC Drill Tap/Bit	1
12-24 NC Drill Tap/Bit	1
1/4-20 NC Drill Tap/Bit	2
Description	Part No.
4-Piece Drill Tap Kit (Case included)	36-601
Kit Includes:	Qty.
6-32 NC Drill Tap/Bit	1
8-32 NC Drill Tap/Bit	2
10-32 NC Drill Tap/Bit	1
1/4-20 NC Drill Tap/Bit	2

Individual Drill Bits

Description	Part No.
6-32 NC Drill Tap/Bit	36-6/32
8-32 NC Drill Tap/Bit	36-8/32
10-24 NC Drill Tap/Bit	36-10/24
10-32 NC Drill Tap/Bit	36-10/32
12-24 NC Drill Tap/Bit	36-12/24
1/4-20 NC Drill Tap/Bit	36-1/4-20
5/16-18 NC Drill Tap/Bit	36-5/16-18
3/8-16 NC Drill Tap/Bit	36-3/8-16

36-6/32



36-8/32



36-10/24



36-10/32



36-12/24



36-1/4-20



**NEW
SIZES**

36-5/16-18



36-3/8-16



Bi-Metal Hole Saws

- Constructed from M42 high speed steel with 8% premium cobalt content for added strength and wear resistance
- Unique fleam ground teeth design results in improved performance and efficient chip removal
- 4/6 variable pitch geometry cuts down on harmonic noise to minimize tooth stripping
- Diamond cutouts provide quick plug removal, available on 7/8 in. to 6 in. hole saws
- Cats eye openings on solid back plate provide line of sight and aid in plug removal, available in 2 in. to 6 in. hole saws



Bi-Metal Hole Saw Diameter		Pipe Tap Size		Pipe Entrance Size		Part No.
Inches	MM	Inches	MM	Inches	MM	
Compatible with 1/4 in. Round Arbor 36-570, 3/8 in. Hex Arbor 36-571, 7/16 in. Hex Arbor 36-572.						
9/16	14					36-511
5/8	16					36-512
11/16	17					36-513
3/4	19	1/2	13	3/8	10	36-514
13/16	21					36-515
7/8	22	3/4	19	1/2	13	36-516
15/16	24					36-517
1	25					36-518
1-1/8	27	1	25	3/4	19	36-520
1-3/16	29					36-521
Compatible with 7/16 in. Hex Arbor 36-573, 3/8 in. Quick Change Arbor 36-574.						
1-1/4	32					36-522
1-5/16	33					36-523
1-3/8	35			1	25	36-524
1-7/16	37					36-525
1-1/2	38	1-1/4	32			36-526
1-9/16	40					36-527
1-5/8	41					36-528
1-11/16	43					36-529
1-3/4	44	1-1/2	38	1-1/4	32	36-530
1-13/16	46					36-531
1-7/8	48					36-532
2	51			1-1/2	38	36-533
2-1/16	52					36-534

Bi-Metal Hole Saw Diameter		Pipe Tap Size		Pipe Entrance Size		Part No.
Inches	MM	Inches	MM	Inches	MM	
2-1/8	54					36-535
2-1/4	57	2	51			36-536
2-5/16	59					36-537
2-3/8	60					36-538
2-1/2	64			2	51	36-539
2-9/16	65					36-540
2-5/8	67	2-1/2	64			36-541
2-3/4	70					36-542
2-7/8	73					36-543
3	76			2-1/2	64	36-544
3-1/8	79					36-545
3-1/4	83	3	76			36-546
3-3/8	86					36-547
3-1/2	89					36-548
3-5/8	92			3	76	36-549
3-3/4	95	3-1/2	89			36-550
3-7/8	98					36-551
4	102					36-552
4-1/8	104			3-1/2	89	36-553
4-1/4	108	4	102			36-554
4-3/8	111					36-555
4-1/2	114					36-556
4-3/4	121	4-1/2	114	4	102	36-557
5	127					36-558
5-1/2	140			5	127	36-559
5-3/4	146					36-560
6	152					36-561

Bi-Metal Hole Saw Bulk Packs

Hole Size	Conduit & Pipe Size	Qty.	Part No.
7/8 in. (22mm)	1/2 in. (22mm) - push button	Bulk Pack of 10	36-562
1-1/8 in. (29mm)	3/4 in. (19mm)		36-563
1-3/8 in. (35mm)	1 in. (25mm)		36-564



Bi-Metal Hole Saw Kits



36-500
8-Piece Bi-Metal Hole Saw Kit



36-501
14-Piece Bi-Metal Hole Saw Kit



36-502
19-Piece Bi-Metal Hole Saw Kit

Part No.	Hole Saws Included in Kits																	
	Hole Saws (in.)														Hole Saw Arbors			
	3/4	7/8	1	1-1/8	1-3/8	1-1/2	1-3/4	2	2-1/4	2-1/2	3	3-5/8	4-1/8	4-1/2	36-573	36-570	36-572	36-577
	36-514	36-516	36-518	36-520	36-524	36-526	36-530	36-533	36-536	36-539	36-544	36-549	36-553	36-556				
36-500		•		•	•		•	•		•					•		•	
36-501		•		•	•		•	•		•	•	•	•	•	•	•	•	•
36-502*	•	•	•	•	•	•	•	•	•	•	•	•	•	•	•	•	•	•

*Includes two 3-1/4 in. x 1/4 in. Pilot Bits (36-576).

Bi-Metal Hole Saw Replacement Pilot Bits



With split point design, replacement pilot drill bits constructed out of high speed steel will start on initial contact for faster penetration and less walking for a smooth, fast, cutting experience.

Description	Part No.
4-1/8 in. x 1/4 in. - Fits 36-570 Arbor	36-575
3-1/4 in. x 1/4 in. - Fits 36-571, 36-572, 36-573 and 36-574 Arbors	36-576

Arbor Extensions



For boring jobs that require a longer reach arbor extension adds up to 12 in. of usable length and can easily be connected to the IDEAL® line of Bi-Metal Hole Saw Arbors.

Description	Part No.
12 in. Extension for 7/16 in. Arbors	36-577

Not for use with TKO™ Hole Cutters, Step Drills or Augers.

Bi-Metal Hole Saw Arbors



36-570 36-571 36-572 36-573 36-574

Durable, solid steel construction provides years of long life performance. Flat head set screw in body allows easy replacement of the pilot drill bit. Save valuable time through versatile design with the quick change arbor. Instantly change hole saws without tools and without having to remove the arbor from the chuck.

Description	Part No.
1/4 in. Round Arbor for 9/16 in. - 1-3/16 in.	36-570
3/8 in. Hex Arbor for 9/16 in. - 1-3/16 in.	36-571
7/16 in. Hex Arbor for 9/16 in. - 1-3/16 in.	36-572
7/16 in. Hex Arbor for 1-1/4 in. - 6 in.	36-573
3/8 in. Quick Change Arbor for 1-1/4 in. - 6 in.	36-574

Tri-Bore™ Multi-Purpose Hole Saw

- Massive carbide tips designed to cut wood with nails, cement board, composite enclosures, ceiling tile and more
- Faster than self-feed bits in wood and carbide grit in abrasive materials

Hole Size (in.)	Application	Part No.
1-3/8		36-350
2-1/8	1-1/2" Pipe and lock installation	36-351
2-1/4	1-1/2" Pipe with couplings	36-352
2-9/16	2" Pipe	36-353
3	2" Pipe with couplings	36-354
3-3/8		36-355
3-5/8	3" Pipe	36-356
4		36-357
4-1/4	3" Pipe with couplings, 4" dryer vent	36-358
4-1/8		36-359
4-3/8	Capri®, Halo®, Marco, Mini Juno	36-360
4-5/8	4" pipe	36-361
5-3/8	Capri®, Juno®, Lightolier, Prescolite, Progress	36-362
6-1/4	6" Duct	36-363
6-3/8	Capri®, Halo®	36-364
6-5/8	Juno® and Progress	36-365
6-7/8	Capri®, Lightolier, Lithonia, Prescolite, Progress	36-366



NOTE: Great for adding holes to most pre-cast polymer concrete underground utility vaults.



Spade & Carbide Pilot Bits for Tri-Bore™ Hole Saws

- Deep-cup design on Tri-Bore™ Hole Saws require the use of a longer pilot bit.



Description	Application	Part No.
Spade Bit	Wood boring	36-367
Carbide Pilot	Abrasive material boring	36-368

RESI-MASTER™ Auger Bits



- Reinforced cutting edge for added durability
- Secondary angle for fast cuts & efficient chip removal
- Hardened and tempered for extended tool life

RESI-MASTER™ Auger Size	Hole Diameter	Overall Length	Twist Length	Part No.
1/2 in.	1/2 in.	18 in.	15 in.	35-726
5/8 in.	5/8 in.			35-971
11/16 in.	11/16 in.			35-727
3/4 in.	3/4 in.			35-972
13/16 in.	13/16 in.			35-728
7/8 in.	7/8 in.			35-976
15/16 in.	15/16 in.			35-977
1 in.	1 in.			35-978
1-1/8 in.	1-1/8 in.			35-979
1-1/4 in.	1-1/4 in.	35-729		
5/8 in.	5/8 in.	7-1/2 in.	5 in.	35-892
3/4 in.	3/4 in.			35-893
13/16 in.	13/16 in.			35-731
7/8 in.	7/8 in.			35-896
15/16 in.	15/16 in.			35-897
1 in.	1 in.			35-898
1-1/8 in.	1-1/8 in.			35-899
1-1/4 in.	1-1/4 in.			35-732

Auger Bit Extension

- Dual locking screws
- Allen wrench included
- Compatible with Nailbiter™ and RESI-MASTER™ Ship Augers



Auger Bit Extensions, 18"; Six flats to fit drill chuck	Part No.
Auger Bit Extension for 7/16 in. shank	35-819

Nailbiter™ Premium Auger Bits



- Hardened, dual face with 30° rake angle design, a staggered cutting edge which enhances chip removal and provides a harden cutting edge to break through nails.
- Non-stick, polished and black oxide coated flutes for enhanced chip removal
- Heavy-duty lead screw designed for quick gripping power, superior penetration and extra-long life
- Re-sharpenable for extended tool life

Nailbiter™ Auger Size:	Hole Diameter	Overall Length	Twist Length	Part No.
1/2 in.	1/2 in.	18 in.	15 in.	35-820
5/8 in.	5/8 in.			35-821
11/16 in.	11/16 in.			35-822
3/4 in.	3/4 in.			35-823
13/16 in.	13/16 in.			35-824
7/8 in.	7/8 in.			35-825
15/16 in.	15/16 in.			35-826
1 in.	1 in.			35-827
1-1/8 in.	1-1/8 in.			35-828
1-1/4 in.	1-1/4 in.	35-829		
5/8 in.	5/8 in.	7-1/2 in.	5 in.	35-810
11/16 in.	11/16 in.			35-811
3/4 in.	3/4 in.			35-812
13/16 in.	13/16 in.			35-813
7/8 in.	7/8 in.			35-814
1 in.	1 in.			35-815
1-1/8 in.	1-1/8 in.			35-816
1-1/4 in.	1-1/4 in.			35-817

Mini™ Utility Bit Augers



- Designed to fit between wall studs when used with common drills
- Eliminates the need for expensive right angle drills

Bit Length = 4-3/4 in., Twist = 2-1/2 in., Shank = 5/16 in.	Hole Diameter	Part No.
5/8 in. Mini™ Auger	5/8 in.	35-862
3/4 in. Mini™ Auger	3/4 in.	35-864
7/8 in. Mini™ Auger	7/8 in.	35-866
1 in. Power Ship Auger	1 in.	35-868

Reciprocating Blades

- Bi-metal blades last up to ten times longer than carbon steel blades
- Flexible spring-back provides long blade life
- Super-hard, high speed steel teeth for a sharp, long-lasting cutting edge
- Shatterproof for tough applications
- Fits reciprocating saws using 1/2 in. universal shank



L/W/TH (In.)	TPI	Material	Blade Back	Qty.	Application	Part No.
Metal Cutting						
6 x 3/4 x .035	14	Bi-metal	Straight	5	Pipe, structural steel, stainless steel: 3/32 in. - 1/4 in., Non-ferrous metal: 3/32 in. - 3/8 in.	36-059
4 x 3/4 x .035	18				Structural steel, pipe, conduit, stainless steel: 1/16 in. - 3/16 in. thick, Non-ferrous metal: 1/16 in. - 5/16 in. thick	36-055
6 x 3/4 x .035					36-057	
8 x 3/4 x .035					36-060	
6 x 3/4 x .035	24				All metal less than 1/8 in. thick: Tubing conduit, trim	36-058
Heavy-Duty Metal Cutting						
8 x 3/4 x .050	10/14	Bi-metal	Taper	5	Heavy-duty blade for cutting structural steel, pipe, conduit, stainless steel: 1/8 in. to 1/2 in. thick	36-086
12 x 3/4 x .050						36-087
Wood w/Nails						
6 x 3/4 x .050	6	Bi-metal	Taper	5	Fast cutting, roughing-in work, nail-embedded wood, remodeling	36-065
9 x 3/4 x .050						36-066
12 x 3/4 x .050						36-067
Demolition						
9 x 7/8 x .062	6	Bi-metal	Taper	2	Demolition work in nail-embedded wood, remodeling	36-095
	10				Demolition work in wood, metal, pipe and fire and rescue	36-096
General Purpose						
6 x 3/4 x .035	10	Bi-metal	Straight	5	Nail embedded wood, metal and non-ferrous metal composition materials & plastics 1/8 in. - 1/2 in.	36-075
Specialty Cutting						
8 x 3/4 x .050	Grit	Tung. Crit	Straight	2	Iron pipe, fiberglass, reinforced plastics, ceramic tile, stone, slate and brick.	36-090
Plaster/Drywall						
6 x 3/4 x .050	6	Bi-metal	Taper	2	For plaster, drywall, plaster board & lath. Bi-directional cutting	36-088

Long-Life Metal Cutting Reciprocating Blades



- Engineered to be the longest lasting metal cutting blades available with up to three times as many cuts as similar metal cutting blades
- 8% cobalt cutting edge for extreme durability
- Shatterproof bi-metal design

L/W/TH (In.)	TPI	Material	Blade Back	Qty.	Application	Part No.
6 x 3/4 x .035	18	Bi-metal	Straight	5	Long-Life blade for cutting structural steel, pipe, conduit, stainless steel, sheet metal: 1/6 in. - 3/16 in. thick	36-043
8 x 3/4 x .035						36-044
6 x 1 x .042	14				Long-Life blade for cutting rebar, barstock, angle iron and other heavy gauge metals: 1/8 in. and thicker	36-046
12 x 1 x .050						36-048

Portable Band Saw Blades

- Tough bi-metal and HCS construction for long life
- Fit all standard portable band saw machines
- For pipe, tubing and solids
- Cut any machinable metal, including conduit, angle iron, structural, rebar and stainless steel tubing



L/W/TH (In.)	TPI	Qty.	Part No.
44-7/8 x 1/2 x .020	14	3	36-071
	18		36-072
	24		36-073

Application Guide

6 TPI	10 TPI	14 TPI	18 TPI	24 TPI	Carbide Grit
Fast					Slow
CUT SPEED					
Rough					Smooth
CUT QUALITY					
Demolition/nail embedded wood					
Wood/nail embedded wood					
Nail embedded wood/composites plastics/ non-ferrous metals					
Metals over 1/8 in. thick/angle iron					
			Metal 18 AWG - 1/8 in. conduit/pipe/angle		
				Metal under 18 AWG trim/tubing	
					Ceramic/abrasives/fiber- glass/metal

Select teeth per inch to allow at least three teeth to be in the cut at all times.

Adjustable Can Light Hole Saw

- Cuts drywall and ceiling tile
- Self-sharpening carbide-coated cutting blades
- Includes two dust shields to minimize clean up




Drill not included

Dust shield included

Description	Part No.
Adjustable Can Light Hole Saw - 10 sizes from 2-1/2 in. to 7 in. in increments of 3/8 in.	35-598
Adjustable Can Light Hole Saw - 13 sizes from 6-1/4 in. to 10-3/8 in. in increments of 3/8 in.	35-599

Screw Point Flexible Drill Bits, Type B

- Fast and aggressive, self-starting bit
- Ultra-sharp ground threads provide increased pulling power through obstructions
- Designed for easy to tough wood drilling



Description	Length	Shank	Part No.
3/8 in. Screw Point Flexible Bit	54 in.	3/16 in.	90-082
1/2 in. Screw Point Flexible Bit			90-085
9/16 in. Screw Point Flexible Bit			90-088
3/4 in. Screw Point Flexible Bit		1/4 in.	90-091

Serrated Combination Flexible Drill Bits, Type C

- Fast and aggressive, self-starting bit
- Ultra-sharp ground threads provide increased pulling power through obstructions
- Designed for easy to tough wood and light metal drilling



Description	Length	Shank	Part No.
1/4 in. Serrated Combination Flexible Bit	54 in.	3/16 in.	90-063
1/2 in. Serrated Combination Flexible Bit			90-070
9/16 in. Serrated Combination Flexible Bit			90-073

Power Spade Bits

- The most innovative and fastest spade bit
- Smooth and effortless drilling
- Max. operating speed 1500 RPM
- Available in a variety of sizes
- Offers less vibration than other bits



Description	Length	Part No.
1/2 in.	6 in.	36-413
5/8 in.		36-415
3/4 in.		36-417
7/8 in.		36-419
1 in.		36-421
1-1/8 in.		36-422
1-1/4 in.		36-423
4-Piece Kit with Pouch (5/8 in., 3/4 in., 7/8 in., 1 in.)		36-432

Installer Bits

- Hole in fluted head for pulling wires through walls, ceiling and floors
- Flutes designed for quick chip removal – no clogging or binding
- Premium quality, extra-hard 52-100 carbon bearing steel



Description	Length	Part No.
Installer Bit - 1/4 in.	18 in.	35-870
Installer Bit - 3/8 in.		35-871
Installer Bit - 1/2 in.		35-872

Flexible Bit Extensions

- Connect to chuck end of shaft to increase the length of the bit



Description	Length	Shank	Part No.
3/16 in. Flexible Bit Extension	36 in.	3/16 in.	90-170
1/4 in. Flexible Bit Extension		1/4 in.	90-173

Flexible Bit Placement Tool



Description	Part No.
Flexible Bit Placement Tool	90-176

ELECTRICAL TAPE & SEALANT

Whether protecting splices and wires, sealing from weather and contaminants, or identifying and organizing wires, IDEAL has the right solution. Offering a wide portfolio of electrical tapes and mastics, barricade and underground tapes, and a new innovation in ArmourBand™, IDEAL Electrical provides exceptional performance and great value across most applications.

Premium Electrical Tape



General Purpose Electrical Tape



Linerless Rubber Tape



Rubber Mastic Tape



Mastic Pads



Corrosion Tape



ArmourBand™ Insulating Wrap



Barricade Tapes



Duct Seal



Underground Tapes



WIRE ARMOUR™

ELECTRICAL TAPE

Premium Professional Vinyl Electrical Tape

- For primary installation up to 600V
- Cold and weather resistant from 0°F-221°F (-18°C-105°C)
- High elasticity up to 300% for easy application and added protection
- Flame retardant and UV resistant
- Impervious to water, oil, acids, alkalis, and corrosive chemicals



TOOLS & SUPPLIES

Color	Thickness	Dimension	Qty.	Part No.
Black	7 mil	3/4" x .007" x 66'	10	46-33
Blue				46-35-BLU
Brown				46-35-BRN
Gray				46-35-GRY
Green				46-35-GRN
Orange				46-35-ORN
Red				46-35-RED
Violet				46-35-VIO
White				46-35-WHT
Yellow				46-35-YLW
Black	8.5 mil	3/4" x .0085" x 66'	10	46-88
		1-1/2" x .0085" x 66'		46-88-1.5x66
		1-1/2" x .0085" x 108'		46-88-1.5x108
		2" x .0085" x 66'		46-88.2x66

Contractor Pro Vinyl Electrical Tape

- For primary installation up to 600V
- Cold and weather resistant from 14°F-221°F (-10°C-105°C)
- High elasticity up to 220% for easy application and added protection
- Flame retardant and UV resistant
- Impervious to water, oil, acids, alkalis, and corrosive chemicals



Color	Thickness	Dimension	Qty.	Part No.
Black	7 mil	3/4" x .007" x 66'	10	46-PRO



General Purpose Vinyl Electrical Tape

- For primary insulation up to 600V
- Cold and weather resistant from 32°F-176°F (0°C-80°C)
- Good elasticity up to 200% for ease of application
- Flame retardant

Color	Size	Qty.	Part No.
Black	3/4" x .007" x 60'	10	46-1700
Blue	3/4" x .007" x 66'		46-1700C-BLU
Brown			46-1700C-BRN
Gray			46-1700C-GRY
Green			46-1700C-GRN
Orange			46-1700C-ORN
Red			46-1700C-RED
Violet			46-1700C-VIO
White			46-1700C-WHT
Yellow			46-1700C-YLW



TOOLS & SUPPLIES

Linerless Rubber Tape

- Primary insulation up to 69kV
- Linerless ethylene rubber
- Excellently conforms to complex shapes
- Moisture, corrosion, and chemical resistant
- High thermal conductivity allowing heat to dissipate from joint
- Overload temperature: 266°F
- Elongation: 890%



Dimensions	Part No.
3/4" x 0.03" x 30'	46-130C-3/4x30
1" x 0.03" x 30'	46-130C-1x30
1-1/2" x 0.03" x 30'	46-130C-1.5x30
2" x 0.03" x 30'	46-130C-2x30

Mastic Pads

- Primary insulation up to 1kV
- Superior adhesion and dielectric strength
- Sealing and insulating for buried, submerged or overhead electrical connections
- Resistant to UV rays and impermeable to ozone, water, soil, dirt and corrosive chemicals
- Overload temperature: 266°F



Dimensions	Qty.	Part No.
6-1/2" x 0.13" x 4"	10	46-2200-6.5x4

Rubber Mastic Tape

- Primary insulation up to 2kV
- Insulating and moisture sealing splices and terminations
- Moisture, corrosion and chemical resistant
- Suitable for direct burial and overhead applications
- Overload Temperature: 266°F
- Elongation: 890%



Dimensions	Part No.
1" x 0.065" x 10'	46-2228-1x10

Corrosion Protection Tape

- Protects pipe, joints, conduit and couplings in overhead or direct burial applications
- Highly resistant to sun, water, oil, acids, alkalis, and corrosive chemicals
- Bacteria and fungus resistant
- Pressure sensitive
- Thickness: 10 mil











































Dimensions	Part No.
2" x 0.01" x 100'	46-50-UNPRINT-2

When is the last time you looked at your tape?

With so many options available, making the right choice for your application can be difficult. Use the below selection guide to quickly compare and contrast our offering and determine which option is best suited to your needs.




TOOLS & SUPPLIES

	Heavy-Duty 46-88 	Premium Professional 46-33 	Premium Professional Color Coding 46-35-XXX* 	Mid-Grade Contractor Pro 46-PRO 	General Purpose 46-1700C-XXX 
Thickness	8.5 MIL	7.0 MIL	7.0 MIL	7.0 MIL	7.0 MIL
Low Temperature Rating	0°F (-18°C) 	0°F (-18°C) 	14°F (-10°C) 	14°F (-10°C) 	32°F (0°C) 
High Temperature Rating	221°F (105°C) 	221°F (105°C) 	221°F (105°C) 	221°F (105°C) 	176°F (80°C) 
Flame Retardant	Yes 	Yes 	Yes 	Yes 	Yes 
Adhesion Strength	20 oz./in. 	20 oz./in. 	20 oz./in. 	17 oz./in. 	16 oz./in. 
Elongation	300%	260%	200%	220%	200%
Tensile Strength	 20 lb./in.	 17 lb./in.	 17 lb./in.	 17 lb./in.	 16 lb./in.
Dielectric Strength (Standard)	 10,000 V	 9,000 V	 7,500 V	 7,500 V	 7,000 V
Available Colors					

*XXX for color coding, replace with three-digit color abbreviation.

ARMOURBAND™ Insulating Wraps

insulates and protects devices while providing a quick, clean, reusable solution to the traditional tape application. It fits most receptacles while offering a re-positionable wrap with a non-slip finish, allowing for excellent grip that leaves no residue behind.



Reusable

- Clean, reusable solution to traditional electrical tape application.

Quick

- 2X faster installation than electrical tape.
- Thickness is equivalent to 6 wraps of premium electrical tape.
- 33% wider than standard electrical tape.
- Non-slip finish and exceptional elongation for easy installation.

Durable

- Improved performance for extreme temperatures.
- Decreases risk of stray strands causing electrical shock.
- Exceeds flame retardant properties of electrical tape.
- Superior silicone construction for improved coverage.

Description	Qty.	Part No.
ArmourBand™ Insulating Wraps	Jar of 100	47-110J
	Bag of 10	47-100
	Pack of 1,000	47-120



TOOLS & SUPPLIES

Detectable Underground Tapes

42-201



42-251



42-252



- Solid aluminum foil core tapes for protection, location and identification of underground utility installations
- Meets or exceeds industry standards including the American Public Works Association (APWA) color code
- Formulated to resist degradation from acid and alkali found in soils
- Lead-free pigments and organic lead-free ink

Description	Color	Size	Part No.
Detectable Underground Tape - Caution Buried Electric Line Below	Red	3 in. x 1,000 ft.	42-201
Detectable Underground Tape - Caution Buried Electric Line Below		6 in. x 1,000 ft.	42-251
Detectable Underground Tape - Caution Buried Fiber Optic Line Below	Orange	6 in. x 1,000 ft.	42-252

Specifications:		
Property	Method	Value
Thickness	ASTMD2103	5.0 Mills
Elongation	ASTMD882-75B	80%
Composition	IDEAL Specs.	Bottom Layer PE; Top layer PET; Foil industry standard
Tensile Strength	ASTMD882	32 lbs./in. (15,000 PSI)

Non-Detectable Underground Tapes



42-102



42-103



42-104



42-101

- For protection, location and identification of underground utility installations
- Formulated to resist degradation from acid and alkali found in soils
- Lead-free pigments and organic lead-free ink
- Recommended Burial Depth: 3 in. Tape - 4 to 6 in.
6 in. Tape - less than 12 in.



42-151

Description	Color	Size	Part No.
Non-Detectable Underground Tape - Caution Buried Electric Line Below	Red	3 in. x 1,000 ft.	42-101
Non-Detectable Underground Tape - Caution Buried Electric Line Below	Yellow		42-102
Non-Detectable Underground Tape - Caution Buried Telephone Line Below	Orange		42-103
Non-Detectable Underground Tape - Caution Buried Fiber Optic Line Below			42-104
Non-Detectable Underground Tape - Caution Buried Electric Line Below	Red	6 in. x 1,000 ft.	42-151
Non-Detectable Underground Tape - Caution Buried Electric Line Below	Yellow		42-152

Specifications:		
Property	Method	Value
Thickness	ASTMD2103	4.0 Mills
Elongation	ASTMD882-75B	500%
Composition	IDEAL Specs.	LDPE
Tensile Strength	ASTMD882	2,750 PSI

Barricade Tapes

42-002



42-003



42-052



- High-visibility safety yellow or red polyethylene construction with bold black letters
- Meets OSHA specifications Section 1010.144 for marking physical hazards

Description	Color	Size	Thickness	Part No.
Barricade Tape - Caution	Yellow	3 in. x 1,000 ft.	4.0 Mils	42-001
Barricade Tape - Caution Do Not Enter				42-002
Barricade Tape - Caution High Voltage				42-003
Barricade Tape - Danger	Red			42-051
Barricade Tape - Danger High Voltage				42-052
Barricade Tape - Caution Do Not Enter	Yellow		2.0 Mils	42-012

Specifications:		
Property	Method	Value
Elongation	ASTMD882-75B	≥ 400%
Composition	IDEAL Specs.	LDPE
Tensile Strength	ASTMD882	2,350 PSI TD; 1,893 PSI MD

Duct Seal

- Seals around junction boxes, flashings and service entrances
- Permanently soft, non-toxic compound can be painted immediately after application
- Won't adversely affect other plastic materials or corrode metals

Description	Quantity	Part No.
1 lb. Block	Carton of 10	31-601
5 lb. Block	Carton of 10	31-605



WIRE MANAGEMENT

Cable Ties

- Tools
- Identification Ties
- Plenum, Powr-Tie™, Multi-Purpose
- Miniature, Standard, Heavy Duty
- Mounting Pads
- Screw Mounting Bases
- Cable Clamps

Supplies

- Grommets
- Bushings
- Spacer Shims
- Anchor Kits
- Quick Snap

Staples


- Plastic Insulated
- Carbon Steel
- Cable Stacker

Wire Markers

- Booklets
- Cards
- Dispenser

Switches

- Toggle
- Rocker
- Lever/Pull Chain
- Door



Cable Tie Numbering System

IT - 2 - S - MH - C - 0

IT	2	S	MH	CC	O
IT = IDEAL Powr-Tie™ Cable Ties	Size Approximate Bundle Diameter for ties	Tensile Strength M = Miniature (18 lbs.) I = Intermediate (40 lbs.) S = Standard (50 lbs.) LH = Light-Heavy Duty (120 lbs.) H = Heavy Duty (175 lbs.) EH = Extra Heavy-Duty (250 lbs.)	Style = Standard Tie MH = Mounting ID = Identification MB = Mounting Base LPMB = Low Profile Mounting Base MP = Mounting Pad CCL = Cable Clamp	Qty. Per Package L = 50 C = 100 D = 500 M = 1000	Color = Natural 0 = UV Black 35 = Burgundy

Powr-Tie™ Cable Ties

Quality Construction

- One-piece design for added strength
- Superior locking mechanism
- Exceeds industry tensile strength ratings



Low Insertion Force

- Tapered thin tip reduces initial friction
- Lowest insertion force with high tensile strength
- Reduces installation fatigue



No Burrs or Sharp Edges

- Smooth corners provide added safety
- Rounded edges eliminate insulation damage



Stepped Tail Grip for easier grabbing and tightening once engaged



Angled Tail

- Provides quicker initial insertion
- Lowers installation costs

Material Selection

- **RoHS Compliant**
- **Natural General Purpose 6/6 Nylon**
 - Suitable for most applications
 - Meets UL 94V-2 flammability ratings
 - 85°C/185°F working temperature
- **UV Black Nylon 6/6**
 - Suitable for most applications with continuous or extended exposure to outdoor elements
 - Weather-resistant grade, able to endure ultraviolet (UV) light
 - Meets UL 94V-2 flammability ratings
 - 85°C/185°F working temperature



Miniature (18 lbs.) Natural & UV Black Cable Ties

Description	Length	Width	Thickness	Max. Bundle	Tensile Strength	Mil-Spec Reference	UL/CSA Type	Plenum Approval	Qty./ Bag	Part No.
Natural Nylon	4.1 in. 104mm	.095 in. 2.41mm	.042 in. 1.06mm	1/16 - 7/8 in.	18 lbs.	MS3367-4-9	21	AH-2	100	ITIM-C
Natural Nylon									1000	ITIM-M
UV Black Nylon									100	ITIM-CO
Natural Nylon	6.1 in. 154mm	.095 in. 2.41mm	.042 in. 1.06mm	1/16 - 1-1/2 in.	18 lbs.	-	21	AH-2	100	ITI_5M-C
UV Black Nylon									100	ITI_5M-CO
Natural Nylon	8.1 in. 207mm	.095 in. 2.41mm	.042 in. 1.06mm	1/16 - 2-3/16 in.	18 lbs.	-	21	AH-2	100	IT2M-C
Natural Nylon									1000	IT2M-M
UV Black Nylon									100	IT2M-CO

AH-2 UL Listed for Air Handling Spaces



Intermediate (40 lbs.) Natural & UV Black Cable Ties

Description	Length	Width	Thickness	Max. Bundle	Tensile Strength	Mil-Spec Reference	UL/CSA Type	Plenum Approval	Qty./ Bag	Part No.
Natural Nylon	5.8 in. 148mm	.140 in. 3.55mm	.049 in. 1.24mm	1/16 - 1-7/16 in.	40 lbs.	MS3367-5-9	21	AH-2	100	IT1_5I-C
Natural Nylon						1000			IT1_5I-M	
UV Black Nylon						100			IT1_5I-CO	
UV Black Nylon						1000			IT1_5I-MO	
Natural Nylon	8.8 in. 225mm	.140 in. 3.55mm	.049 in. 1.24mm	1/16 - 2-3/8 in.	40 lbs.	MS53367-5-9			100	IT2I-C
Natural Nylon						1000			IT2I-M	
UV Black Nylon						100			IT2I-CO	
UV Black Nylon						1000			IT2I-MO	
Natural Nylon	10.9 in. 278mm	.140 in. 3.55mm	.049 in. 1.24mm	1/16 - 3-3/8 in.	40 lbs.	—			100	IT3I-C
UV Black Nylon									100	IT3I-CO
Natural Nylon	14.2 in. 361mm	.140 in. 3.55mm	.049 in. 1.24mm	1/16 - 4 in.	40 lbs.	—			100	IT4I-C
UV Black Nylon									100	IT4I-CO

AH-2 UL Listed for Air Handling Spaces



Standard (50 lbs.) Natural & UV Black Cable Ties

Description	Length	Width	Thickness	Max. Bundle	Tensile Strength	Mil-Spec Reference	UL/CSA Type	Plenum Approval	Qty./ Bag	Part No.
Natural Nylon	7.5 in. 190mm	.180 in. 4.57mm	.053 in. 1.34mm	1/16 - 1-7/8 in.	50 lbs.	MS3367-1-9	21S	AH-2	100	IT2S-C
Natural Nylon						1000			IT2S-M	
UV Black Nylon						100			IT2S-CO	
UV Black Nylon						1000			IT2S-MO	
Natural Nylon	11.2 in. 285mm	.180 in. 4.57mm	.053 in. 1.34mm	1/16 - 3-1/16 in.	50 lbs.	MS3367-7-9			100	IT3S-C
Natural Nylon						500			IT3S-D	
UV Black Nylon						100			IT3S-CO	
UV Black Nylon						500			IT3S-DO	
Natural Nylon	14.2 in. 361mm	.180 in. 4.57mm	.053 in. 1.34mm	1/16 - 4 in.	50 lbs.	MS3367-2-9			100	IT4S-C
Natural Nylon						500			IT4S-D	
UV Black Nylon						100			IT4S-CO	
UV Black Nylon						500			IT4S-DO	
Natural Nylon	17.0 in. 434mm	.180 in. 4.74mm	.053 in. 1.34mm	1/16 - 4-1/2 in.	50 lbs.	—	21	AH-1	100	IT5S-C
UV Black Nylon							100		IT5S-CO	

UL Listed Nylon 6/6 cable ties are suitable for use in Air Handling Spaces (Plenum) in accordance with Section 300-22(C) & (D) of the National Electrical Code and Rules 12-010 (3), (4) & (5) and 12-020 of the Canadian Electrical Code, Part 1.



Light Heavy-Duty, Heavy-Duty and Extra Heavy-Duty Natural, UV Black Cable Ties

Description	Length	Width	Thickness	Max. Bundle	Tensile Strength	Mil-Spec Reference	UL/CSA Type	Plenum Approval	Qty./ Bag	Part No.		
Natural Nylon	8.7 in.	.300 in.	.076 in.	3/16 - 1/16 in.	120 lbs.	—	21S	AH-2	100	IT2LH-C		
UV Black Nylon	220.9mm	7.62mm	1.93mm						100	IT2LH-CO		
Natural Nylon	15.1 in.	.300 in.	.076 in.	3/16 - 4-1/16 in.	120 lbs.	MS3367-3-9			50	IT4LH-L		
UV Black Nylon	383mm	7.62mm	1.93mm			MS3367-3-0			50	IT4LH-LO		
Natural Nylon	18.2 in.	.300 in.	.083 in.	3/16 - 5 in.	120 lbs.	—			50	IT5LH-L		
UV Black Nylon	465mm	7.67mm	2.1mm						50	IT5LH-LO		
Natural Nylon	24.5 in.	.300 in.	.083 in.	3/16 - 7 in.	120 lbs.	—			50	IT7LH-L		
UV Black Nylon	622mm	7.67mm	2.1mm						50	IT7LH-LO		
Natural Nylon	25.5 in.	.340 in.	.090 in.	1-1/2 - 7-3/16 in.	175 lbs.	MS3367-10-9			21	AH-2	50	IT7H-L
UV Black Nylon	641mm	8.63mm	2.29mm			MS3367-10-0					50	IT7H-LO
Natural Nylon	37.2 in.	.340 in.	.090 in.	1-1/2 - 11 in.	175 lbs.	MS3367-13-9	50	IT11H-L				
UV Black Nylon	946mm	8.63mm	2.29mm			MS3367-13-0	50	IT11H-LO				
Natural Nylon	48.5 in.	.340 in.	.090 in.	1-1/2 - 14-1/2 in.	175 lbs.	MS3367-16-9	50	IT14H-L				
UV Black Nylon	1231mm	8.63mm	2.29mm			MS3367-16-0	50	IT14H-LO				
UV Black Nylon	21.73 in.	.49 in.	.077 in.	1/2 - 5-3/4 in.	250 lbs.	—	100	IT6EH-CO				
	552mm	12.5mm	1.96mm									


6EH UL only. AH-2 UL Listed for Air Handling Spaces.



TOOLS & SUPPLIES

Plenum Cable Ties

- UL Listed nylon 6/6 cable ties are suitable for use in Air Handling Spaces (Plenum) in accordance with Section 300-22(C) & (D) of the National Electrical Code and Rules 12-010 (3), (4) and (5) and 12-020 of the Canadian Electrical Code, Part 1



PLENUM RATED
Suitable for Air-Space Handling

Standard Ties

Description	Length	Width	Thickness	Max. Bundle	Tensile Strength	Mil-Spec Reference	UL/CSA Type	Plenum Approval	Qty./ Bag	Part No.		
Burgundy Nylon	7.5 in. 190mm	.180 in. 4.57mm	.053 in. 1.34mm	1/16 - 1-7/8 in.	50 lbs.	—	21S	AH-2	100	IT2S-C35		
Natural Nylon									100	IT2S-C		
Natural Nylon						MS3367-1-9			1000	IT2S-M		
UV Black Nylon						MS3367-1-0			100	IT2S-CO		
UV Black Nylon									1000	IT2S-MO		
Burgundy Nylon	11.2 in. 285mm	.180 in. 4.57mm	.053 in. 1.34mm	1/16 - 3-1/16 in.	50 lbs.	—					100	IT3S-C35
Natural Nylon						MS3367-7-9			100	IT3S-C		
Natural Nylon									500	IT3S-D		
UV Black Nylon						MS3367-7-0			100	IT3S-CO		
UV Black Nylon									500	IT3S-DO		
Natural Nylon	14.2 in. 361mm	.180 in. 4.57mm	.053 in. 1.34mm	1/16 - 4 in.	50 lbs.	MS3367-2-9			100	IT4S-C		
Natural Nylon							500	IT4S-D				
UV Black Nylon						MS3367-2-0	100	IT4S-CO				
UV Black Nylon							500	IT4S-DO				



Multi-Purpose Cable Ties

- General purpose cable tie for building and cable management
- UL recognized and Plenum rated

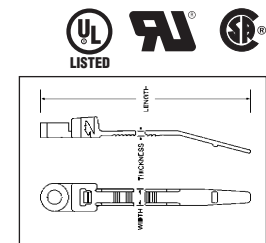


TOOLS & SUPPLIES

Size	Thickness x Width	Color	Tensile Strength (lbs.)	UL/CSA Type	Plenum Approval	Qty.	Part No.	
Miniature	4 in.	.042 in. x .095 in.	Natural	18	21	100	B-4-18-9-C	
			UL Black					100
Intermediate	6 in.	.049 in. x .140 in.	Natural	40	21	100	B-6-40-9-C	
			Natural			1,000	B-6-40-9-M	
			UV Black			100	B-6-40-0-C	
	8 in.	.053 in. x .180 in.	Burgundy	50	100	B-8-50-35-C		
11 in.	100				B-11-50-35-C			
Standard	8 in.	.053 in. x .180 in.	Natural	50	21S	100	B-8-50-9-C	
			Natural			1,000	B-8-50-9-M	
			UV Black			100	B-8-50-0-C	
			UV Black			1,000	B-8-50-0-M	
	11 in.	.053 in. x .180 in.	.053 in. x .180 in.	Natural	50	21S	100	B-11-50-9-C
				Natural			500	B-11-50-9-D
				UV Black			100	B-11-50-0-C
				UV Black			500	B-11-50-0-D
	14 in.	.053 in. x .180 in.	.053 in. x .180 in.	Natural	50	21S	100	B-14-50-9-C
				Natural			500	B-14-50-9-D
				UV Black			100	B-14-50-0-C
				UV Black			500	B-14-50-0-D
Heavy-Duty	14 in.	.076 in. x .300 in.	Natural	120	21	100	B-14-120-9-C	
	UV Black		50			B-14-120-0-L		
	24 in.		Natural	175		50	B-24-175-9-L	
	UV Black		50			B-24-175-0-L		
36 in.	Natural	50	B-36-175-9-L					
48 in.	Natural	50	B-48-175-9-L					
Mounting Ties	8 in.	.052 in. x .177 in.	Natural	50	21	100	B-8-50MT-9-C	
	UV Black	100	B-8-50MT-0-C					
Mounting Pads	3/4 in. x 3/4 in.	.189 Max. Tie Width	Natural	9	11	—	100	BMP-750-9-C
	1 in. x 1 in.	.142 in. Max Tie Width	Natural	11	11	—	100	BMP-1000-9-C

Mounting Head, Natural & UV Black Cable Ties

- Secures and positions wire bundles, cables, hoses, etc. to panels or other surfaces with one fastener to reduce time and cost
- Allows bundling before and after mounting




Description	Length	Width	Thickness	Max. Bundle	Tensile Strength	Screw Size	UL/CSA Type	Plenum Approval	Qty./ Bag	Part No.
Natural Nylon	6.0 in.	.138 in.	.045 in.	1/16 - 1-1/4 in.	40 lbs.	No. 8	11	AH-2	100	IT1_5IMH-C
UV Black Nylon	152mm	3.50mm	.114mm						100	IT1_5IMH-CO
Natural Nylon	8.1 in. 206mm	.177 in. 4.49mm	.052 in. 1.32mm	1/16 - 1-3/4 in.	50 lbs.	No. 10	21	AH-2	100	IT2SMH-C
UV Black Nylon									1000	IT2SMH-M
Natural Nylon	11.8 in. 363mm	.177 in. 4.49mm	.053 in. 1.34mm	1/16 - 3 in.	50 lbs.	No. 10	21	AH-2	100	IT3SMH-C
UV Black Nylon									100	IT3SMH-CO
Natural Nylon	14.5 in.	.177 in.	.053 in.	1/16 - 4 in.	50 lbs.	No. 10	21	AH-2	100	IT4SMH-C
Natural Nylon	15.7 in. 398mm	.248 in. 7.56mm	.075 in. 1.90mm	3/16 - 4-1/16 in.	120 lbs.	1/4 in.	21	AH-2	100	IT4LHMH-C
UV Black Nylon									100	IT4LHMH-CO

UL Listed Nylon 6/6 cable ties are suitable for use in air handling spaces in accordance with Section 300-22(C) & (D) of the National Electrical Code.



Mounting Pads

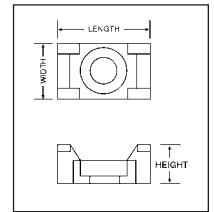
- Lead-N-Feature allows easy insertion for hard to reach applications
- Four-sided entry slots save time during placement orientation
- Smooth radius cradle eliminates possible damage to cable while providing stable support
- Low Profile is essential in confined spaces
- UL recognized, rubber adhesive fixing device



Description	Width	Height	Slot Height	Slot Width	Screw Size	UL/CSA Type	Qty./Bag	Part No.
Natural Nylon	.74 in.	.19 in.	.05 in.	.20 in.	No. 4	11	100	IT750MP-C
UV Black Nylon	19mm	4.8mm	1.2mm	5.1mm			100	IT750MP-CO
Natural Nylon	.99 in.	.20 in.	.06 in.	.20 in.	No. 6		100	IT1000MP-C
UV Black Nylon	25mm	5.0mm	1.5mm	5.1mm			100	IT1000MP-CO

Screw Mounting Bases – Standard

- Deep cradle design provides support for larger bundles and tubing
- Recessed screw hole allows cable ties to easily pass over screw head

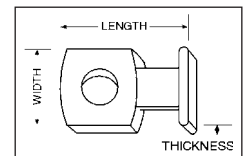


Description	Length	Width	Height	Slot Height	Slot Width	Screw Size	UL/CSA Type	Plenum Approval	Qty./Bag	Part No.
Natural Nylon	.60 in.	.380 in.	.270 in.	.062 in.	.200 in.	No. 6	21	AH-2	100	IT1SMB-C
UV Black Nylon	15mm	9.60mm	6.86mm	1.59mm	5.05mm				100	IT1SMB-CO
Natural Nylon	.90 in.	.630 in.	.380 in.	.125 in.	.350 in.	1/4 in.			100	IT2SMB-C
UV Black Nylon	22mm	16.00mm	9.65mm	3.18mm	8.89mm				100	IT2SMB-CO



Screw Mounting Bases – Low Profile

- Perfect for confined space, control panels or other areas where space is limited



Description	Length	Width	Height	Slot Height	Slot Width	Screw Size	Qty./Bag	Part No.
Low Profile Mount	.750 in.	.500 in.	.120 in.	.062 in.	.180 in.	No. 8	100	IT1LPMB-C
	19mm	12.70mm	3.04mm	1.57mm	4.57mm			

Self-Aligning Cable Clamps

- Secures the routing of cables, harnesses and hoses
- Rounded edges protect against insulation abrasion and cutting hoses
- Saddle washer allows for quick and secure alignment
- Manufactured from durable and flexible Nylon 66
- Indoor use



Description	Closed Diameter	Center to Center	Width	Thickness	Mounting Hole	Qty./Bag	Part No.
Natural Nylon	.125 in. 3.18mm	.343 in. 8.71mm	3/8 in.	.050 in. 1.27mm	.203 in. 5.16mm	100	IT125CCL-C
Natural Nylon	.250 in. 6.35mm	.421 in. 10.69mm	3/8 in.	.050 in. 1.27mm	.203 in. 5.16mm	100	IT250CCL-C
Black Nylon						100	IT250CCL-CO
Natural Nylon	.375 in. 9.52mm	.500 in. 12.70mm	1/2 in.	.060 in. 1.52mm	.203 in. 5.16mm	100	IT375CCL2-C
Black Nylon						100	IT375CCL2-CO
Natural Nylon	.500 in. 12.70mm	.553 in. 14.05mm	1/2 in.	.060 in. 1.52mm	.203 in. 5.16mm	100	IT500CCL2-C
Natural Nylon	.625 in. 15.88mm	.625 in. 15.88mm	1/2 in.	.060 in. 1.52mm	.203 in. 5.16mm	100	IT625CCL2-C
Natural Nylon	.750 in. 19.05mm	.699 in. 17.75mm	1/2 in.	.060 in. 1.52mm	.203 in. 5.16mm	100	IT750CCL2-C
Natural Nylon	1.000 in. 25.40mm	.825 in. 20.96mm	1/2 in.	.060 in. 1.52mm	.203 in. 5.16mm	100	IT1000CCL2-C

Cable Tie Installation Tool

- Consistent, positive tension
- Flush cut-off leaves no projections to damage nearby wires or components
- Lightweight economy model for smaller jobs
- Heavy-duty model features rugged construction with comfortable, cushioned grip



41-990

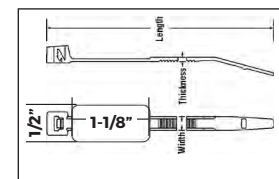
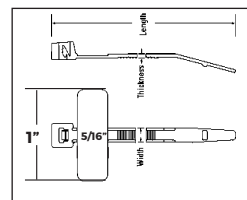


41-995

Description	Part No.
Economy - use w/standard & heavy-duty ties	41-990
Heavy-Duty - use w/standard & heavy-duty ties	41-995
Replacement Cutter Blade	L-9148
Replacement Cutter Bar	K-5405

Identification Ties

- Write-on surface
- Bundle and identify at the same time



Description	Length	Width	Thickness	Max. Bundle	Tensile Strength	Pad Size (H X L)	UL/CSA Type	Qty./Bag	Part No.
Natural Nylon	4.0 in. 103mm	.094 in. 2.40mm	.044 in. 1.12mm	1/16 - 7/8 in.	18 lbs.	5/16 in. x 1 in.	21	100	ITIMID-C
Natural Nylon	7.9 in. 201mm	.180 in. 4.58mm	.055 in. 1.40mm	1/16 - 1-7/8 in.	50 lbs.	1-1/8 in. x 1/2 in.		100	IT2SID-C



Wire Marker Booklets

- Convenient pocket-size booklets
- Plastic, cloth construction for long-lasting durability
- Resists abrasion, moisture, dirt and oil
- Perforated 1/4 in. x 1-1/2 in. markers can be separated into half-length sizes
- Non-smear black legend ensures high visibility
- Self-sticking on wire and cable
- For applications above or below ground
- Specifications: Temperature Range: -40°F to 180°F (-40°C to 82°C)
Adhesion: 45 oz./in. width ultimate



Legend Assortments	Quantity	Buchanan Part No.	IDEAL Part No.
0-9	45 Markers each	775101	44-101
A-Z, 0-15, +, -, /	10 Markers each	775102	44-102
1-45		775103	—
1-48		—	44-103
46-90		775104	44-104
1, 2, 3	150 Markers each	—	44-105
A, B, C		—	44-106
A-Z		—	44-148**
T1, T2, T3	150 Markers each	—	44-107
L1, L2, L3		—	44-108
1-15 16-90 A-Z +, -, /, 0	6 Markers each 4 Markers each 2 Markers each 2 Markers each	—	44-109
1, 2, 3 A, B, C T1, T2, T3 L1, L2, L3	45 Markers each 45 Markers each 30 Markers each 30 Markers each	—	44-110
+, -, AC, DC POS, NEG, CND NEUT SPARE, BLANK	45 Markers each 33 Markers each 27 Markers each 21 Markers each	—	44-111*

Ten pages per booklet with each page bearing the legend assortment indicated. All booklets (except 44-111 & 45-148) contain 450 wire markers and 450 terminal markers.

*Booklet 44-111 includes 348 wire markers and 348 terminal markers.

**Booklet 44-148 contains 26 pages, one page of 45 markers per letter, 1170 total markers.

Marking Pen

- Fast-drying, permanent ink will not smear
- Use on write-on marker cards and write-on cable-tie marker plates



Description	Part No.
Marking Pen with black ink	41-697

Wire Marker Dispenser

- Convenient pocket-size case holds ten wire marker rolls
- Dispenser tab holds tapes firmly in place — allows removal of proper tape length without waste
- Flip top for easy access and refill
- Built-in hook for hanging from belt or tool pouch
- High-quality adhesive and 3 mil. thickness provide long-lasting, low-profile application
- Each plastic reel holds Tyvek® tape
- Specifications: Temperature Range: -40°F to 180°F (-40°C to 82°C)
Adhesion: 45 oz./in. width ultimate



Description	Part No.
Dispenser with 0-9 legend rolls	42-301
Refill pack with one each of 0-9 legend rolls	42-399

Tyvek® is a registered trademark of E. I. du Pont de Nemours and Company.

Write-On Marker Cards

- Use for developing personal identification systems
- Cloth write-on surface
- Accepts most writing instruments



Marker Size	Quantity	Part No.
5/8 in. x 1-1/2 in.	Card of 14	44-753

Write-On Marker Booklets

- Use for developing personal identification systems
- Surface accepts pen, pencil or rubber stamp
- Specification: Adhesion — .25 oz./in. ultimate width



Marker Size* (In.)	Markers per page	Pages per book	Part No.
1 x 2-1/2	6	10	44-151
1 x 5	3	10	44-152

*Write-on area for 2-1/2 in. markers is 3/4 in. x 1 in. Write-on area for 5 in. markers is 1 in. x 1 in.

Load Center

- Contains common household legends — bedroom, living room, dryer, water heater, security system, etc.



Description	Part No.
Load Center Wire Marker Booklet	44-154

Plastic Insulated Staples

- Use with wider cable such as NM
- Plastic material is UV resistant
- Smooth plastic saddle prevents damage to cable
- Zinc-plated nails resist rust and corrosion



Description	Quantity	Part No.
1/2 in. Insulated Staple	Bag of 50	BPS2-50
	Bag of 100	BPS2-1
	Jar of 225	BPS2-JRL
	Jar of 400	BPS2B-JR
	Bag of 500	BPS2-5
	Bucket of 5,000	BPS2-5M
3/4 in. Insulated Staple	Bag of 100	BPS3-1
	Jar of 200	BPS3-JRL
	Bag of 250	BPS3-2

Carbon Steel Staples

- Use with wider cable such as NM
- High-grade carbon steel construction
- Sharp-point legs drive straight without splitting wood
- Resist rust and corrosion



Description	Quantity	Part No.
1/2 in. x 1 in. Carbon Steel Staples	Box of 100	BCS1-1
	Jar of 500	BCS1-JR
	Box of 500	BCS1-5
	Bucket of 5,000	BCS1-5M
9/16 in. x 1-1/4 in. Carbon Steel Staples	Box of 100	BCS2-1
	Jar of 400	BCS2-JR
	Box of 500	BCS2-5
	Bucket of 5,000	BCS2-5M

Cable Stackers


- Used to route, fasten, and support CATV, telephone, security and instrumentation cables
- Organize lengthy cable runs, eliminating tangled wires and excessive heating that can occur when too many cables are fastened tightly together
- Angled nail allows it to be installed from any direction, regardless of the spacing or positioning of the studs



Description	Quantity	Part No.
Cable Stacker	Bag of 25	BPSTCKR-25
Cable Stacker	Bag of 100	BPSTCKR-100
Cable Stacker	Bucket of 300	BPSTCKR-300

Plastic Insulated Cable Stacker


- Use with wider cable such as NM
- Plastic material is UV resistant
- High-grade carbon steel construction
- Smooth plastic saddle prevents damage to cable
- Zinc-plated nails resist rust and corrosion



Description	Quantity	Part No.
1/2 in., 2-Wire Cable Stacker	Bag of 50	BPS2/2-50

Plastic Insulated Service Entrance Straps

- Use with service entrance cable and conduit
- Smooth plastic saddle prevents damage to cable
- Zinc-plated nails resist rust and corrosion



Description	Quantity	Part No.
#6 SER & 1/2 in. EMT Plastic Insulated Service Entrance Strap	Bag of 50	BSER6-50
#6 & #8 SEU Plastic Insulated Service Entrance Strap		BSEU6-50
#2 SER & 3/4 in. EMT Plastic Insulated Service Entrance Strap	Bag of 25	BSER2-25
#2 SEU Plastic Insulated Service Entrance Strap		BSEU2-25
4/0 SER Plastic Insulated Service Entrance Strap	Bag of 5	BSER4/0-5
4/0 SEU Plastic Insulated Service Entrance Strap		BSEU4/0-5

Carbon Steel Service Entrance Staples

- Use with service entrance cable and conduit
- High-grade carbon steel construction
- Sharp-point legs drive straight without splitting wood
- Resist rust and corrosion

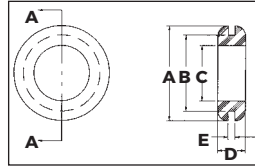


Description	Quantity	Part No.
1-5/16 in. x 3/4 in.	Box of 100	BMSE150-1
1-1/2 in. x 1-1/6 in.		BMSE175-1

Grommets



- Installs instantly! Flexible PVC grommets side slotted 1/16 in. for quick installation
- Snap into holes in electrical boxes, sheet metal, auto firewalls and more
- Prevents steel and other sharp edge chafing of wire insulation or cording
- Black, PVC, flexible, 60 durometer



Description	A	B	C	D	E	Qty.	Part No.
1/2" Grommets	55/64	.69	1/2	.25	1/16	Bag of 25	774113
3/4" Grommets	15/64	1.0	3/4	.31	1/16	Bag of 10	774136

Spacer Shims

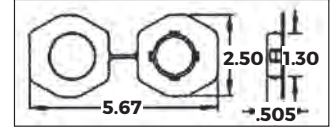


- Eliminates the need to cut plate screws for "GFCI" decorator devices when installing on tile, marble, etc.
- Supports loose outlets
- Prevents broken face plates
- Snaps over #6, #8, #10 screws

Description	Quantity	Part No.
Caterpillar	Bag of 5	772453
Caterpillar	Box of 25	172451L
Caterpillar	Box of 500	772451

Universal Metal Stud Bushings

- Non-metallic stud bushing fits all hole configurations you are likely to encounter in pre-punched steel studs
- Long pulls of cable slide smoothly through the bushing, make a difficult job easier
- Protects wire without falling out of the hole



Description	Quantity	Part No.
Stud Bushing	Bag of 25	772271

Flange-Type Plastic Anchor Kits

- Kit includes: Flange-type anchors, Slotted/Phillips head screws and masonry bit
- Convenient plastic storage container


Contents	Part No.
100 #6-8-10 x 7/8 in. Flange-type anchors (yellow), 100 #8 x 1 in. combo-combo-head, sheet-metal screws & one 3/16 in. masonry bit (carbide-tipped)	90-051
100 #10-12 x 1-1/4 in. Flange-type anchors (blue), 100 #10 x 1-1/4 in. combo-combo-head, sheet-metal screws & one 1/4 in. masonry bit (carbide-tipped)	90-052
100 #10-12 x 1-1/4 in. Flange-type anchors (blue), 100 #12 x 1 in. combo-combo-head, sheet-metal screws & one 1/4 in. masonry bit (carbide-tipped)	90-053
40 #14-16 x 1-1/2 in. Flange-type anchors (green), 40 #14 x 1-1/2 in. combo-combo-head, sheet-metal screws & one 5/16 in. masonry bit (carbide-tipped)	90-054

Quick Snap Snap-In Connector

- Simply push in - no tools required
- Protects and secures cable
- Snap connector into 1/2" or 3/4" knockout
- Insert from the outside
- Push non-metallic sheathed cable through connector
- Securely holds cable while protecting from rough edges of knockouts.

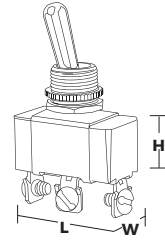


Description	Qty.	Part No.
Quick Snap 1/2" Snap-In Connector	Jar of 50	46-050
	Jar of 125	46-125
Quick Snap 3/4" Snap-In Connector	Jar of 50	46-150



Standard & Heavy-Duty Toggle Switches

- Great for power tool and motor control switch applications
- Rugged long-wearing solid brass/nickel-plated bushings
- 1/2 in. diameter mounting hole
- Dielectric Strength: 1500V
- Mechanical Life: 100,000 cycles
- Operating Temperature: 32°F to 185°F (0°C to 85°C)



Product	Description	Poles	Circuitry	Termination Style	No. of Terminals	Rating			Dimensions (L" x W" x H")	Part No.
						Amps 125 VAC	Amps 277 VAC	HP 125-250 VAC		
	Toggle Switch with On-Off Faceplate	SPST	On-Off	Screw	2	20	10	3/4	1.13 x .57 x .61	774011
				Spade						774008
				O-Ring/Screw						774010
	Toggle Switch	SPDT	On-Off-On	Screw	3	20	10	3/4	1.13 x .57 x .61	774013
			(On)-Off-(On)	Screw						774009
	Heavy-Duty Toggle Switch	DPST	On-Off	Screw	4	20	10	1-1/2	1.30 x .76 x .80	774014
			On-Off	Spade						774005
	Heavy-Duty Toggle Switch	DPDT	On-Off-On	Screw	6	20	10	1-1/2	1.30 x .76 x .80	774016
			(On)-Off-(On)	Screw						774000

() denotes momentary action †Bulk Package of 100 Note: All spade terminals are 1/4" (.250).



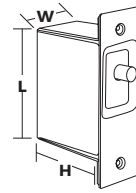
Toggle Switch Accessories


- Neoprene covers great for outdoor and other environmentally tough conditions
- Covers screw onto toggle switches to protect from moisture, dust and dirt

Product	Description	Mounting	Dimensions	Quantity	Part No.
	Toggle Switch Cover	15/32 - 32 NS-2B	.93 in. Height x .62 in. Base Dia.	2	774020

Door Switch

- Standard slide switch fits 9/16 in. x 7/8 in. opening
- Door switches are great for closets, turning the light on when the door is open and off when it is closed
- Door switch kit comes with metal box, cover plate and mounting hardware

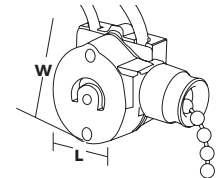




Product	Description	Color	Poles	Circuitry	Termination Style	Rating		Dimensions (L" x W" x H")	Part No.
						Amps 10	250 VAC		
	AC/DC Door Switch Kit	White Button	SPST	Normally On-(Off)	Wire Leads	1/3 HP	125	1.25 x 2.75 x 2.0	774026K

() Denotes momentary action

Lever & Pull Chain Switches

- Use for ceiling fixtures, lamps and fans
- Wire leads are #18 AWG, 6 in. stripped wire
- Push in connectors for #18 AWG wire
- 13/32 in. diameter mounting hole



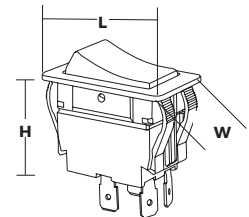
Product	Description	Pull-Chain Color	Poles	Circuitry	Termination Type	Circuit	Rating			Dimensions (L" x W" x H")	Part No.
							Amps 125 VAC	Amps 250 VAC	Amps 125 V		
	All-Angle Lever Switch*	Nickel	SPST	On-Off	Wire Leads	2 Pos - 2 Wire	6	3	—	1.50 x 1.28 x .50	774035
	3-Speed Pull Chain	Brass	SPTT	Off-On(A)-On(B)-On(A+B)	Wire Leads	4 Pos - 3 Wire	6	3	—	.87 x 1.05 x .65	774037



() Denotes momentary action



Full-Size Rocker Switches

- For commercial appliances, industrial controls, automotive and marine applications
- Moisture- and dust-resistant
- Suitable for low-voltage DC applications
- Recommended .830 in. x 1.450 in. mounting hole. .125 in. panel thickness
- Operating temperature: 32°F to 185°F (0°C to 85°C)



Product	Description	Poles	Circuitry	Termination Style	No. of Terminals	Rating			Dimensions (L" x W" x H")	Part No.
						Amps 125 VAC	Amps 227 VAC	HP 110-250 VAC		
	Black Rocker Switch	DPDT	On-Off-On	Spade	6	20	15	2	1.70 x .97 x 1.09	774040BK†
	Red Lighted Rocker Switch***	DPST	On-Off	Spade	4	15	10*	3/4**	1.70 x .97 x 1.09	774056

*Amps 250 VAC

**HP 125-250VAC

†Bulk package of 25



HEAT SHRINK

- Easy to install underground splice kits to help save time and money
- Protects cable during storage with watertight seal provided by IDEAL End Caps



TOOLS & SUPPLIES

Thermo-Shrink® UF Splice Kits

- Direct burial rated, UV resistant
- 14/3 with and without ground through 8/3 without ground, UF cable range
- Stretcher kit repairs a 7 in. to 10 in. section damaged or destroyed by a trencher
- 600V Maximum, 105°C rating
- Meets the requirements of the 2002 NEC Code 110-14(b) and UL486D
- One wire per fitting



Description	Part No.
UF Splice Kit - 14-8 AWG, Tubing 1.1 in. x 8 in.	46-400
UF Stretcher Kit* - 14-8 AWG, Tubing 1.1 in. x 18 in.	46-410

*Stretcher kit connector is 11.5 in.

Thermo-Shrink® Al/Cu Splice Kits

- Direct burial rated, underground splice kits
- Heavy-wall heat shrink tubing with adhesive liner provides complete insulation and protection
- Connector can be used for aluminum and/or copper cable
- Meets the requirements of the 2005 NEC Code 110-14(B)
- 600V maximum, 105°C rating
- UV resistant



Description	Part No.
Underground Splice Kit - 8 to 4 AWG, Tubing 3/4 in. x 6 in.	46-401
Underground Splice Kit - 4 AWG to 1/0, Tubing 1.1 in. x 8 in.	46-402
Underground Splice Kit - 1/0 to 250 KCMIL, Tubing 1-1/2 in. x 12 in.	46-403

Thermo-Shrink® Copper Butt Splice Kits

- UL Listed
- UV resistant
- Provides a fully-insulated butt splice
- 600V Maximum, 105°C rating
- Not rated for direct burial



Description	Part No.
Butt Splice Kit - Copper 14-8 AWG	46-404
Butt Splice Kit - Copper 8-2 AWG	46-405

Thermo-Shrink® Heat Shrink Kit



Description	Part No.
Thermo-Shrink® Heat Shrink Kit	46-007
Kit Includes:	Part No.
HEAT ELITE PRO™ Heat Gun	46-203
3/64 in. Heat Shrinkable Tubing (4 ft. disk)	46-600
1/16 in. Heat Shrinkable Tubing (4 ft. disk)	46-601
3/32 in. Heat Shrinkable Tubing (4 ft. disk)	46-602
1/8 in. Heat Shrinkable Tubing (4 ft. disk)	46-603
3/16 in. Heat Shrinkable Tubing (4 ft. disk)	46-604
1/4 in. Heat Shrinkable Tubing (4 ft. disk)	46-605
5/16 in. Heat Shrinkable Tubing (4 ft. disk)	46-606
3/8 in. Heat Shrinkable Tubing (4 ft. disk)	46-607
1/2 in. Heat Shrinkable Tubing (4 ft. disk)	46-608
3/4 in. Heat Shrinkable Tubing (4 ft. disk)	46-609
1 in. Heat Shrinkable Tubing (4 ft. disk)	46-610
Small Deflector, 1-1/4 in. diameter	46-941
Premium T®-Cutter Wire Cutter	45-123

Thermo-Shrink® Thin-Wall Heat Shrinkable Tubing

- Polyolefin material electrically insulates and protects in-line components, disconnect terminals and splices with its high strength and excellent resilience
- Use to bundle wires for very flexible light-duty harnesses
- Highly flame-retardant and flexible; resistant to common fluids and solvents
- Meets UL 224, CSA 22.2 125°C VW-1 600V; Material: No PBB's, PBBE's
- 2:1 shrink ratio; Minimum shrink temperature: 70°C; Operating temperature: -55°C to +125°C
- RoHS compliant
- UV resistant



TOOLS & SUPPLIES

Normal Size	Expanded I.D. (Min.)	Nominal Recovered I.D. (Max.)	Recovered Wall Thickness +/- 10%	Cable Range AWG*	Length (Pkg.)	Part No.
3/64"	.047"/1.2mm	0.024"/0.6mm	0.013"/0.33mm	22-18	4 ft. (Disk)	46-600
1/16"	.063"/1.6mm	0.031"/0.8mm	0.014"/0.36mm	16		46-601
3/32"	.094"/2.4mm	0.047"/1.2mm	0.017"/0.44mm	14-12		46-602
1/8"	.126"/3.2mm	0.063"/1.6mm	0.017"/0.44mm	24-20	6 in. (Bag)	46-310
					4 ft. (Disk)	46-603
3/16"	.189"/4.8mm	0.094"/2.4mm	0.020"/0.56mm	20-14	6 in. (Bag)	46-313
					4 ft. (Disk)	46-604
1/4"	.251"/6.4mm	0.126"/3.2mm	0.022"/0.56mm	14-8	6 in. (Bag)	46-316
					4 ft. (Disk)	46-605
					500 ft. (Spool)	46-318
5/16"	.315"/8.0mm	0.157"/4.0mm	0.022"/0.56mm	10-6	4 ft. (Disk)	46-606
3/8"	.374"/9.5mm	0.185"/4.7mm	0.022"/0.56mm	8-4	6 in. (Bag)	46-319
					4 ft. (Disk)	46-607
					200 ft. (Spool)	46-321
1/2"	.5"/12.7mm	0.252"/6.4mm	0.026"/0.65mm	4-1	6 in. (Bag)	46-322
					4 ft. (Disk)	46-608
					200 ft. (Spool)	46-324
3/4"	.751"/19.1mm	0.374"/9.5mm	0.027"/0.80mm	2-250 MCM	6 in. (Bag)	46-325
					4 ft. (Disk)	46-609
					200 ft. (Spool)	46-327
1"	1"/25.4mm	0.500"/12.7mm	0.031"/0.90mm	2/0-500 MCM	6 in. (Bag)	46-328
					4 ft. (Disk)	46-610
					100 ft. (Spool)	46-330

*Reference only - Consult the wire manufacturer's catalog for specific O.D. of wire and insulation.



Specifications

Property	Test Method	Typical Data
Tensile strength	ASTM D 638	14MPa
Elongation at break	ASTM D 638	600%
Elongation after aging at 175°C for 168 hours	UL 224	350%
Flammability	UL 224 VW-1	Pass
Heat shock (250°C/4 hours)	UL 224	No cracking
Cold bend test (-55°C/4 hours)		No cracking
Dielectric strength	ASTM D 150	20KV/mm
Volume resistance	ASTM D 876	1014Ωcm
Copper corrosion	UL 224	Pass
Chemical resistance		Pass
Longitudinal shrinkage		0±5%
Eccentricity		30%

Thermo-Shrink® Heavy-Wall Heat Shrinkable Tubing



- TS-46 irradiated cross-linked polyolefin with 3:1 standard shrink ratio
- Adhesive liner provides complete insulation and protection to electrical splices in above-grade, underground or underwater applications
- Maximum flame retardant
- Meets UL 486D, CSA C22.2 No. 198.2, ANSI C119.1, Western Underground Guides Nos. 2.4, 2.5, MIL-DTL-23053/15, IEEE 383 Vertical Flame Test, ANSI C37.20.2, ICEA S-19-8 and NEMA insulation thickness requirements
- Rated for 600V, 90°C continuous use

Model	Expanded I.D. (Min.) (In.)	Recovered I.D. (Max.) (In.)	Nominal Recovered Wall Thickness (In.)	Cable Range*	Length (In.)	Cat. No.
TS-46-400	.400	.130	.070	12-8 AWG	6	46-343
					9	46-344
					48	46-346
TS-46-750	.750	.220	.090	6-2/0 AWG	6	46-347
					9	46-348
					48	46-350
TS-46-1100	1.100	.350	.120	1/0-3/0 AWG	6	46-351
					9	46-352
					48	46-354
TS-46-1500	1.500	.470	.160	2/0 AWG-350 KCMIL	9	46-356
					12	46-357
					48	46-358
TS-46-2000	2.000	.630	.160	250-500 KCMIL	9	46-369
					18	46-371
					48	46-372

*Reference only. Consult the wire manufacturer's catalog for specific O.D. of wire and insulation.



Specifications

Properties	Heavy Wall
Shrink Temperatures	120°C to 250°C (200°C recommended)
Continuous Operating Temperature	-55°C to 110°C
Tensile Strength (PSI)	2,100 PSI min.
Ultimate Elongation	600% min.
Secant Modulus @ 2% Strain	25,000 PSI max.
Specific Gravity	1.20 max.
Heat Aging, 168 hrs. @ 175°C Tensile Strength Elongation	500%
Heat Shock, 4 hrs. @ 225°C	No cracks, flowing or dripping
Flammability	Flame retardant
Low Temperature Brittle Point	-55°C
Volume Resistivity	1013ohm-cm min.
Dielectric Strength	500V/mil (20kV/min.)
Corrosive Effect	Non-corrosive
Solvent Resistance 24 hrs. Immersion per MIL-DTL-23053	Good to excellent
Water Absorption	0.2%
Fungus Resistance	No growth
Longitudinal Change, 3 min.	+1%/-10%

All values are typical performance data and are not to be used as design data.

Thermo-Shrink® Medium-Wall Heat Shrinkable Tubing End Caps

- Creates a watertight seal to protect ends of power and control cords
- Protects against oxidation, ozone, UV radiation, etc.
- Coated with hot melt adhesive to ensure environment seal
- Fits easily over end of cable
- Protect power cables up to 1000V and telecommunication cable
- Recommended for both open air and underground power distribution cables with PVC, lead or XLPE sheaths
- Thermally stabilized cross-linked polyolefin, coated with specially designed hot melt adhesive
- UV resistant



Expanded I.D. (Min.) (in.)	Recovered I.D. (Max.) (in.)	Recovered Wall Thickness +/--10% (in.)	Cable Dia. Range* (in.)	Length (in.)	Part No.
0.55/14mm	0.18/4.5mm	0.079/2.0mm	0.20/5mm - 0.47/12mm	1.77/45mm	46-381
0.98/25mm	0.31/8mm	0.091/2.3mm	0.39/10mm - 0.71/18mm	2.76/70mm	46-382
1.38/35mm	0.59/15mm	0.118/3.0mm	0.67/17mm - 1.18/30mm	3.35/85mm	46-383
2.95/75mm	1.38/35mm	0.138/3.5mm	1.77/45mm - 2.76/70mm	5.12/130mm	46-384

*Consult the wire manufacturer's catalog for specific O.D. of wire and insulation.

Specifications

Property	Test Method	Typical Data
Operating Temperature	IEC 216	-55°C to +110°C
Tensile Strength	ASTM D 638	>14 MPa
Elongation at break	ASTM D 638	>400%
Density	ASTM D 792	1.05g/cm ³
Dielectric strength	IEC 243	>15KV/mm
Volume resistance	IEC 93	1014Ωcm

LOCKOUT/TAGOUT

At IDEAL Electrical, your safety is our priority. We offer a wide range of products to help keep electricians safe every day, such as 1000V insulated hand tools, Lockout/Tagout equipment, clamp meters, and S-Class® Fish Tapes. IDEAL® safety, health, and environment products comply with ASTM requirements and OSHA regulations.

Regular safety training helps keep employees safe on the job. The proper use of materials and tools can mean the difference to your personal safety as well as other people on the job. IDEAL training gives you the best methods and utilization of this equipment through hands-on demonstrations, peer discussions and on-site applications.

IDEAL offers several different safety training courses:

- Lockout/Tagout Safety and Procedures
- Arc Flash Safety and 1000V Insulated Tools
- Test and Measurement Equipment and procedures

For more details on available training programs, please contact your local IDEAL sales representative.



Starter Safety Kit



- A starter selection of the lockout/tagout devices, testers and safety tools every electrician/maintenance person needs

Description	Part No.	
Starter Safety Kit	44-001	
Kit Includes:	Qty.	Part No.
Medium Fuse Puller	1	34-001
Two-Piece Insulated Screwdrivers	1	35-9305
Single-Pole Breaker Lockout	1	44-810
Starter Lockout/Tagout Kit	1	44-973
Orange Electrical Tape	1	46-35-ORN
Voltage Tester	1	61-065
T&M Service Pouch	1	37-022

7-Piece Safety Kit



- This 7-piece kit includes five insulated tools that are all 1000V rated and come with a lifetime warranty.

Description	Part No.	
7-Piece Safety Kit	44-002	
Kit Includes:	Qty.	Part No.
Insulated Linesman Pliers	1	30-9430
Insulated Diagonal Cutting Pliers	1	35-9029
Two-Piece Insulated Screwdrivers	1	35-9305
Insulated T®-Stripper Wire Stripper	1	45-9120
Orange Electrical Tape	1	46-35-ORN
660A AC w/TRMS Clamp Meter	1	61-746
T&M Service Pouch	1	37-022

Basic Safety Kit



- A selection of the most popular lockout/tagout devices, testers and safety tools to keep users safe while on the job.

Description	Part No.	
Basic Safety Kit	44-003	
Kit Includes:	Qty.	Part No.
Medium Fuse Puller	1	34-001
Two-Piece Insulated Screwdrivers	1	35-9305
Basic Lockout/Tagout Kit	1	44-970
Orange Electrical Tape	1	46-35-ORN
660A AC TightSight™ Clamp Meter	1	61-763
T&M Service Pouch	1	37-022

Starter Lockout/Tagout Kit



- A starter selection of the lockout/tagout devices every electrician/maintenance person needs
- Small nylon zipper pouch features belt loops and d-rings for easy attachment to belts, tool pouches, tool carts and more

Description	Part No.	
Starter Lockout/Tagout Kit	44-973	
Kit Includes:	Qty.	Part No.
Universal Multi-Pole Breaker Lockout	1	44-783
1 in. Safety Lockout Hasp	1	44-800
Universal 277V Single-Pole Breaker Lockout	1	44-809
110V Plug Lockout	1	44-818
Striped Lockout Tags - Do Not Operate	2	44-849
3/4 in. Shackle Red Padlock	1	44-906
Zipper Pouch	1	IA-3240

Quantities listed in kit description are for individual pieces, not carded packages.

Basic Lockout/Tagout Kit



- A great selection of the most popular lockout/tagout devices
- Small nylon zipper pouch features belt loops and d-rings for easy attachment to belts, tool pouches, tool carts and more

Description	Part No.	
Basic Lockout/Tagout Kit	44-970	
Kit Includes:	Qty.	Part No.
Universal Multi-Pole Breaker Lockout	1	44-783
Wall Switch Lockout	1	44-789
1 in. Safety Lockout Hasp	1	44-800
480/600V Breaker Lockout	1	44-807
Universal 277V Single-Pole Breaker Lockout	1	44-809
Hinged Single-Pole Breaker Lockouts	2	44-810
110V Plug Lockout	1	44-818
Striped Lockout Tags - Do Not Operate	5	44-849
3/4 in. Shackle Red Padlock	1	44-906
Zipper Pouch	1	IA-3240

Quantities listed in kit description are for individual pieces, not carded packages.

Standard Lockout/Tagout Kit



- Excellent selection of lockout/tagout devices, tags and locks for maintenance workers or contractors
- Small nylon zipper pouch features belt loops and d-rings for easy attachment to belts, tool pouches, tool carts and more

Description	Part No.	
Standard Lockout/Tagout Kit	44-971	
Kit Includes:	Qty.	Part No.
Hinged Single-Pole Breaker Lockouts	3	44-810
Universal 277V Single-Pole Breaker Lockout	2	44-809
480/600V Breaker Lockout	1	44-807
Wall Switch Lockout	1	44-789
110V Small Plug Lockout	1	44-818
2 in. Shackle Red Padlocks	2	44-907
1 in. Safety Lockout Hasps	2	44-800
Lockout Tags - Do Not Operate	5	44-848
Striped Lockout Tags - Do Not Operate	5	44-849
Cleat for 277V Breaker Lockout	1	44-785
Cleat for 480/600V Breaker Lockout	1	44-786
Universal Multi-Pole Breaker Lockouts	2	44-783
Zipper Pouch	1	IA-3240

Quantities listed in kit description are for individual pieces, not carded packages.

Job Site Lockout/Tagout Kit



- Perfect kit for individual workers; padlocks keyed-alike for worker convenience
- Excellent selection of lockout/tagout devices, tags and keyed-alike padlocks for most applications

Description	Part No.	
Job Site Lockout/Tagout Kit	44-979	
Kit Includes:	Qty.	Part No.
Circuit Breaker Lockouts - tall and wide toggles	2	44-956
Circuit Breaker Lockouts - standard single and double toggles	3	44-957
Circuit Breaker Lockout Padlock	1	—
1-1/2 in. Red Lockout Padlocks	3	44-916
1 in. Safety Lockout Hasp	1	44-800
Red Labeled Lockout	1	44-791*
Universal Wall Switch Lockout	1	44-772
Lockout Tags - Do Not Operate (striped)	12	44-833*
Tool Box*** (12 in. x 6 in. x 6 in.)	1	IA-3241

*Master Lock® equivalent.

***Tool box color may vary.

Master Lock® is a registered trademark of Master Lock Company LLC.

Plant Facility Lockout/Tagout Kit



- Ideal for plant facility personnel to keep all lockout/tagout devices in one convenient place
- Polypropylene plastic tool box resists oil and chemicals

Description	Part No.	
Plant Facility Lockout/Tagout Kit	44-972	
Kit Includes:	Qty.	Part No.
Hinged Single-Pole Breaker Lockouts	5	44-810
Universal 277V Single-Pole Breaker Lockouts	3	44-809
480/600V Breaker Lockout	1	44-807
Wall Switch Lockouts	2	44-789
110V Small Plug Lockout	1	44-818
1 in. Safety Lockout Hasps	3	44-800
Red Labeled Lockout	1	44-791
220/550V Plug Lockout	1	44-819
Striped Lockout Tags - Do Not Operate	10	44-849
Fuse Blockout	1	44-815
Fuse Blockout	1	K-7349
Gate Valve Lockout	1	44-824
Cleat for 277V Breaker Lockout	1	44-785
Cleat for 480/600V Breaker Lockout	1	44-786
Universal Multi-Pole Breaker Lockouts	3	44-783
Tool Box* (12 in. x 6 in. x 6 in.)	1	IA-3241

Quantities listed in kit description are for individual pieces, not carded packages. *Tool box color may vary.

Industrial Lockout/Tagout Kit



- An industrial selection of lockout/tagout devices
- Polypropylene plastic tool box resists oil and chemicals

Description	Part No.	
Industrial Lockout/Tagout Kit	44-974	
Kit Includes:	Qty.	Part No.
Hinged Single-Pole Breaker Lockouts	3	44-810
Universal 277V Single-Pole Breaker Lockouts	2	44-809
480/600V Breaker Lockout	1	44-807
Wall Switch Lockout	1	44-789
110V Small Plug Lockout	1	44-818
Ball Valve Lockout	1	44-820
1 in. Safety Lockout Hasps	2	44-800
Red Labeled Lockout	1	44-791
220/550V Plug Lockout	1	44-819
Striped Lockout Tags - Do Not Operate	10	44-849
Fuse Blockout	1	44-815
Fuse Blockout	1	K-7349
Gate Valve Lockout	1	44-824
Cleat for 277V Breaker Lockout	1	44-785
Cleat for 480/600V Breaker Lockout	1	44-786
Universal Multi-Pole Breaker Lockouts	2	44-783
Red Lockout Padlocks	4	44-916
Universal Multi-Pole Breaker Lockouts	2	44-783
Tool Box* (12 in. x 6 in. x 6 in.)	1	IA-3241

Quantities listed in kit description are for individual pieces, not carded packages. *Tool Box color may vary.

Industrial Lockout/Tagout Station



- Large Lockout/Tagout Station can be wall mounted or easily transported
- All metal, lockable cabinets come with two adjustable shelves
- Lockout safety tips are conveniently located inside of door for frequent reminders of proper lockout procedures

Description	Part No.	
Industrial Lockout/Tagout Station (16 in. H x 16 in. W x 6 in. D)	44-975	
Kit Includes:	Qty.	Part No.
Hinged Single-Pole Breaker Lockouts	2	44-810
Universal 277V Single-Pole Breaker Lockouts	2	44-809
Cleats for 277V Breaker Lockout	2	44-785
Universal Multi-Pole Breaker Lockouts	2	44-783
480/600V Breaker Lockout	1	44-807
Cleat for 480/600V Breaker Lockout	1	44-786
Wall Switch Lockout	1	44-789
1 in. Safety Lockout Hasps	3	44-800
1-1/2 in. Red Lockout Padlocks	4	44-916
100V Small Plug Lockout	1	44-818
220/550V Plug Lockout	1	44-819
Striped Lockout Tags - Do Not Operate	10	44-849
Gate Valve Lockout - 1 in. to 2-1/2 in.	1	44-824
Gate Valve Lockout - 2-1/2 in. to 5 in.	1	44-825
Ball Valve Lockout	1	44-820
Pneumatic Lockout	1	44-774
Cabinet	1	IA-4989

Quantities listed in kit description are for individual pieces, not carded packages.

Group Lock Box

- Helps ensure maximum security for complex work team situations
- Allows up to 13 individuals to personally lock the closed box
- Heavy-duty steel construction resists unauthorized entry and job-site abuse
- Compact 8-3/4 in. x 3-1/2 in. x 6 in. design



Description	Part No.
Group Lock Box	44-804

Lock Stations



44-778



44-806

- Resilient polycarbonate material provides twice the heat resistance and quadruple the impact strength of typical stations
- Lockable cover prevents loss of valuable safety products and innovative hinge holds cover open for easy product selection

Description	Part No.	
Four-Lock Station Kit	44-778	
Kit Includes:	Qty.	Part No.
Four-Lock Station Board	1	—
1-1/2 in. Red Lockout Padlocks	4	44-916
Heavy-Duty Lockout Tags	12	—
1 in. Safety Lockout Hasps	2	44-800

Description	Part No.	
Ten-Lock Station Kit	44-806	
Kit Includes:	Qty.	Part No.
Ten-Lock Station Board	1	—
1-1/2 in. Red Lockout Padlocks	10	44-916
Heavy-Duty Lockout Tags	24	—
1 in. Safety Lockout Hasps	2	44-800

Hinged Single-Pole Breaker Lockouts

- Hinged single-pole lockout with locking post design, locks lever in off position to isolate and prevent breaker use
- Ideal for applications where panel closure is preferred



Description	Quantity	Part No.
Hinged Single-Pole Breaker Lockouts	Bag of 3	44-810
	Carton of 100	44-1810

Universal 120/277V Breaker Lockouts

- Use thumbscrew to clamp lockout securely on to switch tongue, then pull cover over thumbscrew and lock in place to prevent clamp from being loosened
- Blade design provides tighter grip with less torque on thumbscrew



Description	Quantity	Part No.
Single-Breaker Lockouts	Bag of 3	44-809
Cleat for Single-Pole Breaker Lockouts	Bag of 3	44-785
Single-Pole Breaker Lockouts	Carton of 50	44-1809

480/600V Single/Multi-Pole Breaker Lockouts

- Use thumbscrew to clamp lockout securely on to switch tongue, then pull cover over thumbscrew and lock in place to prevent clamp from being loosened
- Blade design provides tighter grip with less torque on thumbscrew



Description	Quantity	Part No.
480/600V Single/ Multi-Pole Lockout	1	44-807
480/600V Single/Multi-Pole Lockouts	Carton of 50	44-1807
Cleat for 480/600V Single/Multi-Pole Lockouts	Bag of 2	44-786

Large Breaker Lockout

- Designed to lockout large 480/600V breaker switches up to 2-1/2 in. wide and 7/8 in. thick
- Easy to install – no tools required



Description	Quantity	Part No.
Large Breaker Lockout	1	44-823

Multi-Pole Breaker Lockout


- Works with most major multi-pole breakers with tie-bar type switches from major brands including GE, ITE Sylvania, Challenger, Bryant, Westinghouse, SQUARE D (2/3 poles) and General Switch Co.
- Easy to install – thumbscrew secures and locks tie bar in place; no cable ties or tools required



Description	Quantity	Part No.
Multi-Pole Breaker Lockout	1	44-783

Oversized Circuit Breaker Lockout System

- Unique Lockout system for over-sized 480/600V Circuit Breakers
- System can be permanently installed into an electrical panel putting all lockout items at the point of need
- Easy installation of adhesive mounting rails - no tools required
- Pegs in mounting rails mate with holes in locking arms for security of arm when lock is in place
- Red arms lock off, green arms lock on



Description	Quantity	Part No.
Oversized Circuit Breaker System	1	44-822

Circuit Breaker Lockouts



44-956

44-957

- Attaches securely to breaker with simple thumb turn and clamping handle
- 44-956 is designed for breakers with wide or tall toggles
- 44-957 fits standard height and tie-bar toggles
- The narrow profile permits side-by-side breaker lockout

Description	Part No.
Circuit Breaker Lockout	44-956
	44-957

Plug Lockouts

- Accommodates a variety of electrical plug and cord sizes to prevent accidental connection or disconnection
- Durable plastic body resists wear, chemicals and job-site abuse
- Accommodates cable ties or padlocks (with up to 3/8 in. shackles)



44-819

Description	Size (in.)	Part No.
Plug Lockout - 100V	2 x 2 x 3-1/2	44-818
Plug Lockout - 220/550V	3-1/4 x 3-1/4 x 7	44-819

Circuit Breaker Lockout System

- Covers most 120V - 277V breakers
- Works on wide range of breakers, including single- and multi-pole configurations
- Unique lock rail system:
 - Allows panel door to be closed when lockouts are in place
 - Accommodates multiple locks,
 - Keeps weight off the breakers
 - Positions locks and tags outside
- Technical Information
 - Lockout devices constructed of high-impact Isoplast® polymers
 - Cables are 2 ft. in length
 - Lock rails made of durable Isoplast® polymers with acrylic adhesive backing
- **Snap-on** - For use on Square D NQO and other breakers that have a hole in the switch tongue.
- **Clamp-on** - For use on breakers that do not have a hole in the switch tongue, including multiple breakers with tie bars.



44-764
Clamp-on

44-768
Snap-on

Description	Quantity	Part No.
Clamp-on lockout for breakers without hole in the switch tongue, including multi-pole breakers with tie bars	1	44-764
Snap-on lockout for Square D NQO and other breakers with a hole in the switch tongue		44-768
4 in. Lock Rail with seven lock loops		44-769

Isoplast® is a registered trademark of Lubrizol Advanced Materials, Inc.

Plug Lockouts

- Plug lockout, 44-792 works with high and low voltage plugs up to 3 in. in diameter and 5-1/2 in. in length, up to 1-1/4 in. cord diameter
- Plug lockout, 44-793 works with 110V/220V plugs up to 1-3/4 in. in diameter and 2-1/2 in. in length, up to a 1/2 in. cord diameter



Description	Part No.
Plug Lockout	44-792
Plug Lockout	44-793

Electric Plug Lockout

- Slides over cord prongs and locks in place to prevent cord from being plugged into an outlet
- Cannot be removed without key
- Works on any 2- or 3-prong plug



Description	Part No.
Electric Plug Lockout	44-782

Wall Switch Lockouts

- Universal Wall Switch Lockout locks out both toggle and Decora® wall switches
- Universal design assures switch is locked on or off. Hinges open for unobstructed normal switch operation
- Standard wall switch lockout fits most wall-mounted single or three-way electrical switches



Description	Quantity	Part No.
Universal Wall Switch	1	44-772
Standard Wall Switch		44-789

Decora® is a registered trademark of Leviton Manufacturing Co., Inc.

Cable Lockout

- Unique hasp lockout device accepts up to six 9/32 in. padlocks and comes with a 6 ft. plastic-coated steel cable



Description	Part No.
Cable Lockout, 6 ft. cable	44-829

Ball Valve Lockout Devices

- Best available method for locking out ball valves
- Fits most major brand ball valves
- Designed to lock in off position only
- Complies with OSHA lockout standard



Valve Size	Max. Shackle Length	Material	Part No.
1/2 to 1-1/4 in.	—	Polypropylene	44-846
1-1/4 to 3 in.			44-847
1/4 to 1 in.	9/32 in.	Nylon	44-820
1-1/4 to 3 in.		Heavy Steel	44-821

Adjustable Cable Lockout

- Infinitely adjustable safety hasp and cable
- Tough, flexible multi-stranded 6 ft. 1/4 in. dia. vinyl coated steel cable
- Tough, lightweight, dielectric thermoplastic body withstands chemicals; performs effectively in extreme conditions
- Reusable high-visibility, write-on safety labels (English, French & Spanish).



Description	Part No.
Adjustable Cable Lockout	44-808

Gate Valve Lockouts



- Valve sizes 1"-13", Set of 5 sizes (1"-3", 2"-5", 4"-6.5", 6"-10", 8"-13")
- Each size rotates into itself and nests within the next larger size to save space in storage
- Four workers can apply their personal safety locks
- Reusable high-visibility permanent safety labels (English, French & Spanish)
- Tough, lightweight, dielectric thermoplastic bodies withstand chemicals and perform effectively in extreme conditions, temperature range: -50°F (-46°C) to +350°F (177°C)

Valve Size	Quantity	Part No.
1 in. to 2-1/2 in.	1	44-824
2-1/2 in. to 5 in.		44-825
Set of five sizes (1 in. to 13 in.)		44-817

Python™ Adjustable Locking Cable

- Infinite Locking Positions – Patented lock holds cable tight from 1 ft. (30cm) to 6 ft. (1.8m)
- Application Flexibility – Interchangeable cables
- Keyed Alike Convenience – Re-keyable cylinder
- Cut Resistance – 3/8 in. (10mm), 100% steel braided cable
- Weather Tough – Rust resistant aluminum lock body
- Scratch Resistant – Vinyl cable sleeve and lock body bumper



Other Applications: Bikes, lawn furniture, lawn mowers, job sites, canoes, boats, skis, snowboards, generators, pickup truck cargo, spare tire locks and much more.

Description	Part No.
Master Lock® Python™ Kit with 6 ft. Cable-keyed different	44-990

Python™ is a trademark of Master Lock Company LLC.

Steel Padlocks

- Rustproofed, steel case with nickel-plated shackle withstands abuse and environmental hazards
- Includes two keys
- 1-1/2 in. wide lock with 9/32 in. shackle diameter
- Keyed-alike and Master Lock® Keyed locks available by special order



Bumper Color	3/4 In. Shackle Clearance Part No.	2 In. Shackle Clearance Part No.
Blue	44-900	44-901
Red	44-906	44-907

Master Lock® is a registered trademark of Master Lock Company LLC.

Safety Lockout Padlocks w/Key Retention

- Dedicated safety lockout device reduces confusion with other locks
- Complies with OSHA's "1-key, 1-lock"
- Non-conductive, lightweight body; four colors for easy identification
- Key retention ensures keys do not get lost while not in use and that padlocks are not left untouched
- 1-1/2 in. shackle clearance; 1-1/2 in. wide lock with 1/4 in. shackle
- Keyed-alike, Master Lock® Keyed locks, 2nd key, additional colors available by special order



Bumper Color	Part No.
Blue	44-912
Black	44-914
Red	44-916
Yellow	44-918

Master Lock® is a registered trademark of Master Lock Company LLC.

Lock Labels

- Easy identification of employees' locks
- Write-on, vinyl labels with peel-off adhesive backing
- Polyester over laminate protects label



Description	Quantity	Part No.
Lock Labels	8 labels	44-898

Safety Lockout Hasps

- Rustproofed, plated and vinyl-coated **44-801**
- Labeled hasps feature anodized aluminum alloy construction for long-term durability



Description	Jaw Diameter	Quantity	Part No.
Safety Lockout Hasps	1 in.	Card of 3	44-800
	1-1/2 in.	Card of 2	44-801

Labeled Safety Lockout Hasps

- Allow up to six workers to lock out a single energy source **44-790**
- Permanent "Do Not Operate" labels accept pens, pencils and permanent markers



Description	Color	Quantity	Part No.
Labeled Safety Lockout Hasp - Do Not Operate	Blue	1	44-790
Labeled Safety Lockout Hasp - Do Not Operate	Red	1	44-791
Labeled Safety Lockout Hasp - Do Not Operate		Carton of 50	44-1791

Heavy-Duty Lockout Tags



- High-visibility lettering
- Laminated plastic tags have non-fade legends, resist corrosive and harsh environmental conditions
- Vinyl tags are silk screened with a 7/8 in. metal grommet; fastener included
- Exceeds OSHA's 50-lb. pullout requirement
- Matte finish for easy writing surface

Description	Type	Qty.	Part No.
Heavy-Duty Lockout Tag - Do Not Operate	Heavy-Duty Laminated	Card of 5	44-830
		Box of 100	44-1830
Heavy-Duty Lockout Tag - Do Not Operate - Electricians at Work	Economy Vinyl	Bag of 25	44-848
	Heavy-Duty Laminated	Card of 5	44-832
Heavy-Duty Lockout Tag - Do Not Operate - (red striped background)	Heavy-Duty Laminated	Card of 5	44-833
		Box of 100	44-1833
	Economy Vinyl	Bag of 25	44-849

Bilingual Lockout Tags

- Spanish/English tags provide extra safety and information in bilingual situations
- High-visibility lettering
- Laminated vinyl tags with non-fade legends resist corrosive and harsh environmental conditions
- Write-on tag with 7/8 in. grommet can be padlocked to device to help prevent unauthorized removal



Description	Quantity	Part No.
Bilingual Lockout Tags - Do Not Operate (striped)	Bag of 5	44-841

Labels and Signs



44-893



44-895

EMERGENCY DISCONNECT, METER DISCONNECT NOT SERVICE EQUIPMENT

44-944

EMERGENCY DISCONNECT, SERVICE DISCONNECT

44-945

National Electric Code 110.16 Flash Protection: Switchboards, panel boards, industrial control panels and motor control centers, in other than dwelling occupancies, that are likely to require examination, adjustment, servicing or maintenance while energized, shall be field marked to warn qualified persons of potential electric arc flash hazards. The marking shall be located so as to be clearly visible to qualified persons before examination, adjustment, servicing or maintenance of the equipment.

Description	Type	Size (in.)	Qty.	Part No.
NEC Arc Flash, Warning	Self-Sticking Polyester	3-1/2 x 5	Bag of 5	44-892
NEC Arc Flash, Warning			Carton of 100	44-892BK
NEC Arc Flash, Warning		5 x 7	Bag of 5	44-893
NEC Arc Flash, Danger			Bag of 5	44-894
NEC Arc Flash, Danger		4 x 6	Bag of 5	44-895
NEC Arc Flash, Warning		7 x 10	1	44-896
Service Disconnect	Adhesive-Backed Polyolefin	9 x 1-3/4	Pack of 5	44-944
Meter Disconnect		9 x 2-1/8		44-945

Lockout Signs



44-877



44-878



44-890

- Resistant to both chemicals and abrasion – protected graphics for indoor and outdoor use

Legend	Material	Size (In.)	Part No.
Lockout Sign - OSHA Regulation, 36 in. clearance	Self-sticking polyester	3-1/2 x 10	44-877
Lockout Sign - OSHA Regulation (Bilingual) 36 in. clearance		7 x 10	44-878
Lockout Sign - Danger-Breakers Locked Out	Magnetic	5 x 7	44-890

Safety Signs

- Resistant to both chemicals & abrasion – protected graphics for indoor & outdoor use



Legend	Material	Size (In.)	Part No.
Safety Sign - Danger-High Voltage	Fiberglass	10 x 14	44-862
	Self-sticking polyester	7 x 10	44-863
Safety Sign - Danger-High Voltage-Keep Out	Fiberglass	10 x 14	44-880
	Self-sticking polyester	7 x 10	44-881
Safety Sign - Danger-High Voltage-Spanish	Self-sticking polyester	7 x 10	44-865

Voltage & Conduit Markers

44-289



44-299



44-410

- Identify junction boxes, switches, circuit breakers, raceways, pipe and fuse boxes
- Non-conductive for user safety
- High-adhesion properties with easy removal
- Resist abrasion, moisture, dirt and oil
- Non-smear, black legend on bright orange background for high visibility
- Specifications: Temperature Range: -40°F to 180°F (-40°C to 82°C)
Adhesion: 45 oz./in. width ultimate

Description	Large Part No. (2-1/4 in. x 9 in.) 1/card	Medium Part No. (1-1/8 in. x 4-1/2 in.) 4/card	Small Part No. (2-1/4 in. x 1/2 in.) 18/card
120/208V	44-295	44-296	-
277/480V	44-298	44-299	-
120V	-	44-353	-
208V	-	44-355	-
240V	-	44-358	-
277V	-	-	44-410
480V	44-314	44-364	-
Danger	44-289	-	-
High Voltage	44-292	-	-

AEROSPACE

Every aspect of the aerospace industry demands precision and accuracy. That includes wire processing – our area of expertise at IDEAL. Working with both wire manufacturers and aerospace engineers, we develop unique blades with tight tolerances that strip wire accurately and dependably.

STRIPMASTER® & STRIPMASTER LITE WIRE STRIPPERS

Wire Strippers.....	C-5
Blades.....	C-6
Accessories.....	C-6
Replacement Parts.....	C-6

CUSTOM STRIPMASTER® WIRE STRIPPERS

Wire Strippers.....	C-8
Accessories.....	C-8
Replacement Parts.....	C-8

SPECIALTY WIRE STRIPPERS

Ergo-Elite Stripmaster® Wire Stripper.....	C-9
MIL-Spec Application Guide.....	C-10
Omega Stripmaster® Wire Stripper.....	C-12
Ringer Shielded Cable Stripper.....	C-13
Stripmaster® Model 950 Wire Stripper.....	C-14
Pneumatic Wire Strippers.....	C-15



THE ELECTRICIAN'S
CHAMPION™  **IDEAL**®

WIRE STRIPPING BASICS

There are two basic levels of wire stripping — precision and non-precision. The first type, precision wire stripping, is employed where extreme reliability and critical tolerances must be achieved. Aircraft, computers, aerospace, missiles, radar guidance systems, and communications systems are examples of applications where precision wire stripping is required. In many cases, the military standard is called for and meeting that standard is rigidly enforced and calls for the highest quality precision wire stripping.

The second, non-precision stripping, is used in the manufacturing of lighting fixtures, electrical appliances, automotive harnesses, etc. This requires wire strips that assure product reliability and are obtained at a relatively low cost.

For each type of wire stripping and production requirement, the best tool and/or method to get the job done right must be determined, and IDEAL Electrical is there to assist with free wire analysis.


AEROSPACE



STRIPMASTER® WIRE STRIPPERS

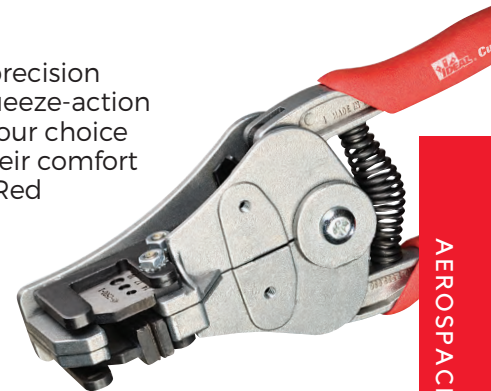
Stripmaster® & Stripmaster® Lite Wire Strippers

The versatile Stripmaster®/Stripmaster® Lite Wire Strippers are the standard of the industry. They incorporate a gripper that firmly holds the wire in a center-line position with the stripping hole. The lever action of the stripper offers a mechanical advantage that makes stripping easier. This aids in production applications and reduces operator fatigue. One squeeze strips the wire clean, up to a full 7/8 in. (22mm). The jaws are automatically held open to allow removal of the wire without damaging its end. This stripper virtually eliminates all nicking, cutting or fraying on non-precision wire.



Custom Stripmaster® Wire Strippers


Custom Stripmaster® Wire Strippers set the industry standard in hand-held, precision wire stripping. They provide fast, accurate wire stripping with its one-step, squeeze-action stripping and unique precision blade design. They can be customized with your choice of gripper pads and blade sets to match your wire stripping requirements. Their comfort grip handles are color-coded to help quickly identify compatible wire gage. Red handles are used for larger wire (10-14 AWG) and black handles are used for smaller wire (16-30 AWG). The blades and grippers installed in the tool are specific to the application. Optional short-stop latch and transparent wire stop increases tool versatility and insures consistent strip lengths.



AEROSPACE

Custom Stripmaster® Lite Wire Strippers

The Custom Stripmaster® Lite Wire Stripper marks the beginning of a new era of light-weight, precision wire strippers designed specifically for improved operator comfort. It utilizes the same type of precision die-blade construction and features an optional short-stop latch and transparent wire stop. Built of sturdy die-cast zinc, this compact stripper weighs 50% less than its full-sized counterparts, and will impress you with both its ease of operation and durable performance.



Ergo Elite Stripmaster® Wire Stripper

The Ergo-Elite Stripmaster® Wire Stripper offers the latest light-weight, ergonomically engineered wire stripper for the aerospace industry. The tilted wire stripping head in this sleek 5 oz. design provides better leverage and clear view for wire positioning. The advanced jaw position ensures a quality strip on a wide range of wire gauges while eliminating potential scraping of the inner conductor and leaving a squared finish. Advanced blade design has a built-in guiding system for loading the wire properly into position.



Stripmaster® & Stripmaster® Lite Wire Strippers

- One-step stripping enhances productivity
- Precision-ground, knife-type blades provide clean, accurate stripping
- Sturdy die-cast zinc frame provides long-term durability
- Stripmaster® Lite designed for smaller hands – 3/4 the size of the standard Stripmaster®
- 90-day warranty



Stripmaster® Wire Strippers and Knife-Type Blades

Specifications – Stripping Holes Offered												Replacement Blades (Pair) Part No.	Replacement Frame Part No.	Tool w/ Blades Part No.	
Wire Size AWG															
6	8	10	12	14	16	18	20	22	24	26	28	30			
	•	•	•										L-4419	L-5620	45-090
		•	•	•	•	•							L-4420		45-091
			•	•	•	•	•	•					L-4421		45-092 or 45-292*
				•	•	•	•	•					L-4422		45-093
•	•	This tool has custom step grippers.										L-4453	–	45-096	
					•	•	•	•	•	•			L-4994	L-5620	45-097
							•	•	•	•	•		L-5361		45-098
	•	•			•	•							L-8763		45-099

* Blister Card

Stripmaster® Lite Wire Strippers and Knife-Type Blades

Specifications – Stripping Holes Offered										Replacement Blades (Pair) Part No.	Replacement Frame Part No.	Tool w/ Blades Part No.
Wire Size AWG												
12	14	16	18	20	22	24	26	28	30			
		•	•	•	•					LB-1001	LB-1421	45-671
						•	•	•	•	LB-1002		45-672
•	•	•	•	All stranded wire						LB-1003		45-673
•	•	•	•	12 & 14 Solid Wire, 16 & 18 Stranded Wire						LB-1004		45-674

Stripmaster® Wire Strippers and Knife-Type Blades for Metric Wire

Specifications – Stripping Holes Offered													Replacement Blades (Pair) Part No.	Replacement Frame Part No.	Tool w/ Blades Part No.	
Wire Size mm ²																
0.05	0.1	0.15	0.22	0.34	0.5	0.75	1	1.5	2.5	4	6	8	10			
												•	•	L-4419M	LA-2358	45-090-341
						•	•	•	•	•	•			L-4421M		45-092-341 or 45-292-341*
•	•	•	•	•	•									L-5361M		45-098-341

*Blister Card

Description	Blade Gap vertical height	Blade Only Part No.	Frame & Blade Part No.
Custom Steel frame only	–	–	LB-1091
Flat blade for 26 AWG (.40mm dia.) multi-conductor	.022 in.	LB-1151	45-890
Flat blade for 24 AWG (.00mm dia.) multi-conductor	.030 in.	LB-1152	45-891
Flat blade for 22 AWG (.64mm dia.) multi-conductor	.038 in.	LB-1153	45-892
Flat blade for 20 AWG (.00mm dia.) multi-conductor	.050 in.	LB-1154	45-893
Flat blade for 18 AWG (1.02mm dia.) multi-conductor	.060 in.	LB-1155	45-894
Flat blade for 16 AWG (1.29mm dia.) multi-conductor	.075 in.	LB-1156	45-895

Stripmaster® Lite Wire Strippers

Stripmaster® Lite Wire Strippers and Knife-Type Blades for Metric Wire

Specifications – Stripping Holes Offered									Replacement Blades (Pair) Part No.	Replacement Frame Part No.	Tool w/Blade Part No.
Wire Size mm ²											
0.05	0.1	0.15	0.22	0.34	0.5	0.75	1	1.5			
				•	•	•	•	•	LB-1001M	H-2909	45-671-341
•	•	•	•						LB-1002M		45-672-341

Coax Stripmaster® Wire Strippers & Blades



Description	Repl. Blade Part No.	Tool w/Blade Part No.
Coax Stripmaster® for RG-6	LB-740	45-262
Coax Stripmaster® for RG-59	LB-743	45-265

Coaxial Cables: two-step strip for termination, jacket and dielectric.

Optional Accessories



- Wire Stop provides uniform stripping length, range = 3/32" to 3/4"
- Short stop latches protect wire strands by limiting stripping stroke to 5/32 in. and retain slug until wire is ready for terminating.

Description	Part No.
Transparent Adjustable Wire Stop (for Stripmaster® Wire Strippers)	L-5270
Transparent Adjustable Wire Stop (for Stripmaster® Lite Wire Strippers)	LB-1195
Transparent Adjustable Wire Stop (for Metric Stripmaster® Wire Strippers)	45-2019



Transparent wire stop provides uniform stripping length.

Stripmaster® Wire Strippers with Rectangular Holes



Description	Replacement Blades (Pair) Part No.	Tool w/ Blade Part No.
For Flat Telephone Cable (.060 in. or 1.52mm)	LB-1155	N/A
For European Flat Lamp Cord	L-8762	45-089
For SP-SPT Lamp Cord	L-4452	45-095*

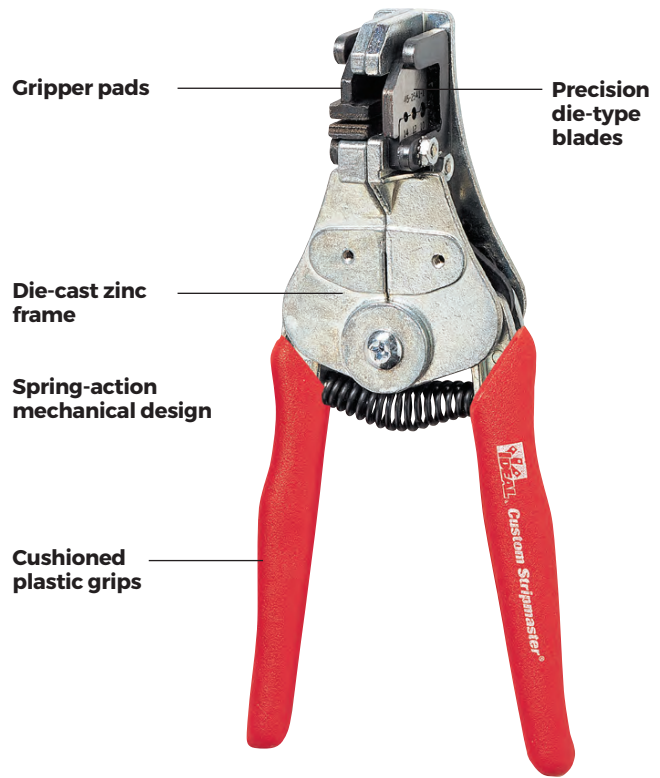
*Also strips 2- and 3-conductor low-voltage wire used in E.E. and Touchplate remote control wiring system.

Replacement Parts

Description	Part No.
Replacement Frame for Stripmaster® Wire Strippers	L-5620
Replacement Frame for Stripmaster® Lite Wire Strippers	LB-1421
Replacement Moveable Gripper for Stripmaster® Wire Strippers	L-1953
Replacement Moveable Gripper for Stripmaster® Lite Wire Strippers	K-6603

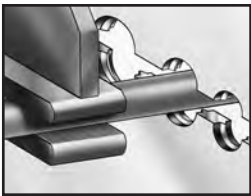
Custom Stripmaster® Wire Strippers

- Strips 30 - 10 AWG solid or stranded wire
- Mil-spec die-type blades allow precision stripping
- Inner cutting hole sized to conductor and counter-bored holes sized to insulation
- Replaceable grippers
- Optional short stop-latch and transparent wire stop
- Cushioned, comfort grip handles
- Engineering service and made-to-order blades available. Contact factory for complete product and blade number listing.
- Meets SAE-AS5768 Standards
- 90-day warranty

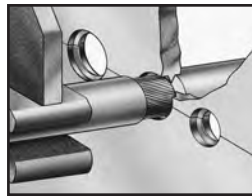


Precision Counter-bored Die-Type Blades

- Meets SAE-AS5768 Standards
- Outer counter-bore hole, sized to insulation while inner-hole cuts insulation without contacting the conductor during stripping.



Gripper pads hold the wire securely in a centerline relationship with the blade.



Die-type blades incorporate a counter-bored hole sized to the insulation and an inner cutting hole sized to the conductor. This varies depending on insulation type and thickness.



Custom Stripmaster® Lite Wire Strippers


- Custom Stripmaster® Lite is 3/4's the size of Custom Stripmaster® Wire Stripper and strips 16 - 30 AWG solid or stranded wire
- Custom Stripmaster® Lite requires one-third less hand pressure for each strip actuation
- Engineering Service and made-to-order blades available. Contact factory for complete product and blade number listing.
- Meets SAE-AS5768 Standards
- 90-day warranty



Proper tool selection can be made via our MIL-Spec application guide (pgs. C-10 through C-12) or through our free application engineering service.

Free Application Engineering Service available. Contact IDEAL Electrical for complete information at 1-800-324-9571.

Replacement Gripper Pads



For Custom Stripmaster® and Custom Steel Stripmaster® Wire Strippers			
Surface Type	Gripper Set* Part No.	Movable Gripper Part No.	Stationary Gripper Part No. (Thickness)
Grit**	LB-197	L-5212	L-5215 (.129 in.)
Grit**	LB-198		L-5217 (.156 in.)
File‡	LB-721	LB-718	LB-719 (.129 in.)
File‡	LB-722		LB-720 (.156 in.)
Parallel	LB-730	LB-727	LB-728 (.129 in.)
Parallel	LB-731		LB-729 (.156 in.)

For Custom Stripmaster® Lite Wire Strippers			
Surface Type	Gripper Set* Part No.	Movable Gripper Part No.	Stationary Gripper Part No. (Thickness)
Grit**	LB-1188	LB-882	LB-883 (.109 in.)
File‡	LB-1189	LB-1184	LB-1185 (.109 in.)
Parallel	LB-1190	LB-1186	LB-1187 (.109 in.)

* Gripper Set includes one movable gripper and one stationary gripper.

** Grit pads are standard for most Custom Stripmaster® and Custom Stripmaster® Lite products.

‡ For use on hard-to-grip surfaces.

Gripper pad selection depends on insulation type and user preference.

Note: For 10-14 AWG, use .129 in. stationary gripper. For 16-30 AWG, use .156 in. gripper.



Short-stop Latch protects wire strands by limiting the stripping stroke to 5/32 in. and retains the slug until the wire is ready for terminating.



Transparent wire stop provides uniform stripping length.

Replacement Frame Assemblies with Grit Grippers

For Custom Stripmaster® Wire Strippers	Part No.
Frame only, 10-14 AWG	L-5616
Frame only, 16-30 AWG	L-5617
Frame only, 10-14 AWG, Wire Stop and Latch	L-5618
Frame only, 16-30 AWG, Wire Stop and Latch	L-5619
Frame only, 10-14 AWG, internal spring (see note)	L-9039
Frame only, 16-30 AWG, internal spring (see note)	L-9038

Note: Frames with internal springs allow additional blade penetration pressure for difficult and multi-layered insulation types.

For Custom Stripmaster® Lite Wire Strippers	Part No.
Frame only	LB-895
Frame, Wire Stop and Latch	LB-896

For Custom Steel Stripmaster® Wire Strippers	Part No.
Frame only, 10-14 AWG	LB-1091
Frame only, 16-30 AWG	LB-1092
Frame only, 10-14 AWG, internal spring (see note)	LB-1090
Frame only, 16-30 AWG, internal spring (see note)	LB-1089

Note: Frames with internal springs allow additional blade penetration pressure for difficult and multi-layered insulation types.

Optional Accessories



- Wire Stop provides uniform stripping length, range = 3/32" to 3/4"
- Short stop latches protect wire strands by limiting stripping stroke to 5/32 in. and retain slug until wire is ready for terminating.

Description	Part No.
Transparent Adjustable Wire Stop (for Stripmaster® Wire Strippers)	L-5270
Transparent Adjustable Wire Stop (for Stripmaster® Lite Wire Strippers)	LB-1195
Transparent Adjustable Wire Stop (for Metric Stripmaster® Wire Strippers)	45-2019
Short Stop Latch for Custom & Custom Steel Stripmaster® Wire Strippers	L-5269
Short Stop Latch for Custom Stripmaster® Lite Wire Strippers	LB-1194

ERGO-ELITE STRIPMASTER® WIRE STRIPPER

- Ergonomically engineered for superior comfort, balance and control
- Tool constructed of rigid polymer reinforced with carbon fiber providing excellent strength at 40% the weight of metal hand tools
- Unmatched precision blades with a patented, revolutionary design
- Tilted head assembly maintains a neutral wrist posture allowing an unobstructed view of wire positioning
- One-step stripping action, grips, penetrates and removes wire insulation with unmatched precision in one effortless squeeze

AEROSPACE



Accessories

Description	Part No.
Ergo-Elite Stripmaster® Frame Only, less blades	LB-4617
Ergo-Elite Stripmaster® Frame w/grit pad, less blades	LB-4618
Ergo-Elite Stripmaster® Frame w/parallel pad, less blades	LB-4619
Gripper Set, Ergo-Elite Stripmaster®, Grit	LB-4620
Gripper Set, Ergo-Elite Stripmaster®, Parallel	LB-4621
Ergo-Elite Stripmaster® Wire Stop	LB-1904

MIL-SPEC APPLICATION GUIDE FOR COMMON WIRE | CABLE TYPES

	Custom Stripmaster®			Custom Stripmaster® Lite			Ergo-Elite Stripmaster®		
	Hand Tool w/Blade	Replacement Blade Only	Wire Range AWG	Hand Tool w/Blade	Replacement Blade Only	Wire Range AWG	Hand Tool w/Blade	Replacement Blade Only	Wire Range AWG
5 MDI AIRFRAME TYPE A&B	45-2691	45-2691-1	10-14	N/A 45-2685	N/A 45-2685-1	N/A 16-24			
5 MDI HOOK-UP TYPE C	45-2694	45-2694-1	10-14	N/A 45-2693 45-2692	N/A 45-2693-1 45-2692-1	N/A 16-22 20-26			
AD	45-2824 45-2825	45-2824-1 45-2825-1	16-26 10-14	N/A N/A	N/A N/A	N/A N/A			
AEP System 2112	45-1987	45-1987-1	16-26				45-2903	45-2903-1	16-24
AK	45-1513	45-1513-1	16-26	45-2128 45-2129	45-2128-1 45-2129-1	16-22 20-26			
AKA	45-1654	45-1654-1	16-26	45-2132	45-2132-1	16-24			
	45-171	L-5211	16-26	45-632	LB-912	16-22			
	45-1608 45-170	45-1608-1 L-5210	10-14 10-14	N/A N/A	N/A N/A	N/A N/A			
AKB	45-1654	45-1654-1	16-26	45-2132	45-2132-1	16-24			
	45-171	L-5211	16-26	45-632	LB-912	16-22			
	45-1608 45-170	45-1608-1 L-5210	10-14 10-14	N/A N/A	N/A N/A	N/A N/A			
BE	45-171	L-5211	16-26	45-632	LB-912				
	45-170	L-5210	10-14						
BF	45-1773	45-1773-1	18-24	45-2126 45-2127	45-2126-1 45-2127-1	16-22 20-26	55-1773	55-1773-1	16-26
	45-1774	45-1774-1	12-14						
	45-1939	45-1939-1	10-14						
5 Mil Kapton							55-1633	55-1633-1	16-26
BMS13-31							55-1500	55-1500-1	16-22
BMS13-48 TYPES 1-7, 25, 26, 30 (6mil Wall Thickness)	45-1551	45-1551-1	16-26	45-2612	45-2612-1	16-24	55-1987	55-1987-1	16-26
	45-2500	45-2500-1	10-14						
BMS13-48 TYPES 10-14, 27, 28, 31, 32, 35, 36 (8mil Wall Thickness)	45-1654	45-1654-1	16-26	45-2132	45-2132-1	16-24	55-1987	55-1987-1	16-26
	45-2500	45-2500-1	10-14						
	45-1611	45-1611-1	10-14						
BMS13-48 TYPES 8, 9, 15, 23, 24 (10mil Wall Thickness)	45-1987	45-1987-1	16-26	45-2133	45-2133-1	16-24	55-1987	55-1987-1	16-26
	45-2500	45-2500-1	10-14						
	45-1611	45-1611-1	10-14						
BMS13-52							55-2934	55-2934-1	22-26
BMS13-58							55-2904	55-2904-1	16-22
BMS13-60 TYPE 1-6, 19-21, 23-27, 33-34	45-2541	45-2541-1	10-14	N/A 45-2697	N/A 45-2697-1	N/A 16-24	55-2543	55-2543-1	16-24
	45-2543	45-2543-1	16-26						
BMS13-60 TYPE 12-18, 28-32	45-2542	45-2542-1	10-14	N/A N/A	N/A N/A	N/A N/A			
	45-2544	45-2544-1	16-24						
BMS13-60 TYPE 13-18, 28-32	45-2686	45-2686-1	16-24	45-2698	45-2698-1	16-24			
BMS13-60 TYPE 7-12	45-2565	45-2565-1	10-14	N/A N/A	N/A N/A	N/A N/A	55-2564	55-2564-1	16-26
	45-2564	45-2564-1	16-26						
BMS13-78							55-2933	55-2933-1	16-22
BMS13-80							55-2934	55-2934-1	22-26
CF	45-1773	45-1773-1	18-24	45-2126 45-2127	45-2126-1 45-2127-1	16-22 20-26	55-1773	55-1773-1	16-26
	45-1774	45-1774-1	12-14						
DE	45-171	L-5211	16-26	45-632	LB-912	16-22			
	45-170	L-5210	10-14						
DK	45-1773	45-1773-1	10-14	N/A	N/A	N/A	55-1773	55-1773-1	16-26
	45-1774	45-1774-1	12-14						
	45-1939	45-1939-1	10-14						
DL	45-1939	45-1939-1	10-14	N/A	N/A	N/A	55-2905	55-2905-1	16-22
DM	45-1939	45-1939-1	10-14	N/A	N/A	N/A			
	45-2811	45-2811-1	16-24						
DR	45-2824	45-2824-1	16-26	N/A N/A N/A	N/A N/A N/A	N/A N/A N/A			
	45-2825	45-2825-1	10-14						
	45-2828	45-2828-1	16-26						
JN 1007 CH 002 TO 012	45-2775	45-2775-1	16-24				55-2775	55-2775-1	16-24
JN 1007 CH 020 to 030	45-2776	45-2776-1	12-14						
MIL-W-16878/4	45-1611	45-1611-1	10-14	N/A	N/A	N/A	55-5560	55-5560-1	16-26
MIL-W-16878/5	45-174	L-5563	16-26	45-635	LB-915	16-22			

AEROSPACE

MIL-SPEC APPLICATION GUIDE FOR COMMON WIRE | CABLE TYPES

	Custom Stripmaster®			Custom Stripmaster® Lite			Ergo-Elite Stripmaster®		
	Hand Tool w/Blade	Replacement Blade Only	Wire Range AWG	Hand Tool w/Blade	Replacement Blade Only	Wire Range AWG	Hand Tool w/Blade	Replacement Blade Only	Wire Range AWG
MIL-W-22759/11/12/22/23	45-177 45-178	L-5560 L-5561	16-26 26-30	45-2138 45-2139 45-640	45-2138-1 45-2139-1 LB-920	16-24 18-26 24-30	55-5560	55-5560-1	16-26
MIL-W-22759/16/17	45-1611 45-1987	45-1611-1 45-1987-1	10-14 16-26	N/A 45-2133 45-2118	N/A 45-2133-1 45-2118-1	N/A 16-24 20-26	55-1987	55-1987-1	16-26
MIL-W-22759/18/19	45-1608 45-1551	45-1608-1 45-1551-1	10-14 16-26	N/A 45-2612 45-2125	N/A 45-2612-1 45-2125-1	N/A 16-24 20-26			
MIL-W-22759/32/33/ 44/45/46	45-1987 45-1654	45-1987-1 45-1654-1	16-26 16-26	45-2133 45-2118 45-2132 45-2114	45-2133-1 45-2118-1 45-2132-1 45-2114-1	16-24 20-26 16-24 20-26	55-1987	55-1987-1	16-26
MIL-W-22759/7/8							55-1500	55-1500-1	16-22
MIL-W-22759/80/81/ 82/91/92	45-2542 45-2544	45-2542-1 45-2544-1	10-14 16-24	45-2693 45-2692	45-2693-1 45-2692-1	16-22 20-26			
MIL-W-22759/83/84/85/86/ 87/88/89/90	45-2541 45-2543 45-2618	45-2541-1 45-2543-1 45-2618-1	10-14 16-26 16-26	N/A 45-2685 45-2799	N/A 45-2685-1 45-2799-1	N/A 16-24 16-24	55-2685	55-2685-1	16-26
MIL-W-24640/19/22/23/24	45-1957	45-1957-1	14-22	N/A	N/A	N/A			
MIL-W-25038/3							55-2902	55-2902-1	16-22
MIL-W-5086 TYPE I MIL-W-5086 TYPE II	45-1192 45-1159 45-1302	45-1192-1 45-1159-1 45-1302-1	8-12 10-14 16-22	N/A N/A N/A	N/A N/A N/A	N/A N/A N/A			
MIL-W-5086/1/7	45-171	L-5211	16-26	45-634	LB-914	24-30			
MIL-W-81044/11/12/13	45-1611 45-2500 45-1987 45-178	45-1611-1 45-2500-1 45-1987-1 L-5561	10-14 10-14 16-26 26-30	N/A N/A 45-2133 45-2118 45-640	N/A N/A 45-2133-1 45-2118-1 LB-920	N/A N/A 16-24 20-26 24-30	55-1987	55-1987-1	16-26
MIL-W-22759/34/35/41/42/43	45-1611 45-2500 45-1987 45-178	45-1611-1 45-2500-1 45-1987-1 L-5561	10-14 10-14 16-26 26-30	N/A N/A 45-2133 45-2118 45-640	N/A N/A 45-2133-1 45-2118-1 LB-920	N/A N/A 16-24 20-26 24-30	55-1987	55-1987-1	16-26
MIL-W-81044/16/17	45-1611 45-1610	45-1611-1 45-1610-1	10-14 16-26	N/A N/A 45-2112 45-2131	N/A N/A 45-2112-1 45-2131-1	N/A N/A 20-26 16-24			
MIL-W-81044/4/5/6	45-170	L-5210	10-14	45-632 45-633	LB-912 LB-913	16-22 20-26			
MIL-W-81044/8/9/10	45-173 45-174 45-175	L-5662 L-5563 L-5564	10-14 16-26 26-30	N/A 45-635 45-637 45-636	N/A LB-915 LB-917 LB-916	N/A 16-22 24-30 20-26	55-2901	55-2901-1	16-26
MIL-W-81381/1/2/6/7/ 8/9/10/17/21	45-1609 45-1551	45-1609-1 45-1551-1	10-14 16-26	N/A 45-2612 45-2125 45-640	N/A 45-2612-1 45-2125-1 LB-920	N/A 16-24 20-26 24-30			
MIL-W-81381/11/12/13/14/22	45-1608 45-1654 45-178	45-1608-1 45-1654-1 L-5561	10-14 16-26 26-30	N/A 45-2114 45-2132 45-640	N/A 45-2114-1 45-2132-1 LB-920	N/A 20-26 16-24 24-30			
MIL-W-81381/17/21	45-1523 45-1672 45-1633 55-1633	45-1523-1 45-1672-1 45-1633-1 45-1633-1	16-26 16-26 16-26 16-26	45-2120 45-2121 N/A N/A	45-2120-1 45-2121-1 N/A N/A	20-26 16-24 N/A N/A	55-1633	55-1633-1	16-26
MIL-W-81381/18/19/20	45-1609 45-1672 45-1551	45-1609-1 45-1672-1 45-1551-1	10-14 16-26 16-26	N/A 45-2612 45-2125	N/A 45-2612-1 45-2125-1	N/A 16-24 20-26			
MIL-W-81381/3/4	45-175	L-5564	26-30	45-637	LB-917	24-30			
MIL-W-85485/5/6/7/8	45-1925 45-1924	45-1925-1 45-1924-1	10-14 16-24	N/A N/A	N/A N/A	N/A N/A			
MIL-W-85485/9/10	45-1610	45-1610	16-26	45-2131	45-2131-1	16-24			
MIL-W-85485/9/10/11/12	45-1611	45-1611-1	10-14	N/A	N/A	N/A			

AEROSPACE

MIL-SPEC APPLICATION GUIDE FOR COMMON WIRE | CABLE TYPES

	Custom Stripmaster®			Custom Stripmaster® Lite			Ergo-Elite Stripmaster®		
	Hand Tool w/Blade	Replacement Blade Only	Wire Range AWG	Hand Tool w/Blade	Replacement Blade Only	Wire Range AWG	Hand Tool w/Blade	Replacement Blade Only	Wire Range AWG
PAN 6411 DP 002 TO 012	45-2801	45-1773-1	16-24	45-2126 45-2127	45-2126-1 45-2127-1	16-22 20-26			
PAN 6411 DP 020 & 030	45-2802	45-1774-1	12-14	N/A	N/A	N/A			
PAN 6420 YR 004 TO 006	55-2903	55-2903-1	16-26				55-2903	55-2903-1	16-26
PAN 6429 BE 002 TO 006	45-171	L-5211	16-24	45-632	LB-912	16-22			
PAN 6588TW002							55-2775	55-2775-1	16-24
Raychem 44A021X, 44/051X	45-176	L-5559	10-14	N/A	N/A	N/A			

TOOLS

Omega Stripmaster® Wire Stripper



Capable of reaching into tight spaces.

- Adjustable transparent wire stop for precision strip lengths
- Cushioned comfort grip
- Multi-colored grips available to differentiate wire gauges, wire types or strip lengths
- Replaceable blades (sold separately)

Description	Part No.
Omega Stripmaster® Wire Stripper	65-0150

Blades

- Die-type blades help provide proper alignment and a quality strip.
- Blades sold separately
- Submit wire samples to determine the proper precision blade for application
- Precision blades available for use with Mil-Spec wire.



V-Notch Wire Cutter

- Full bypass shear cutter
- Spring loaded
- Provides precision wire cutting and trimming
- Preserves wire symmetry



Description	Part No.
V-Notch Cutter	45-353

T®-Cutter Lite Wire Cutter

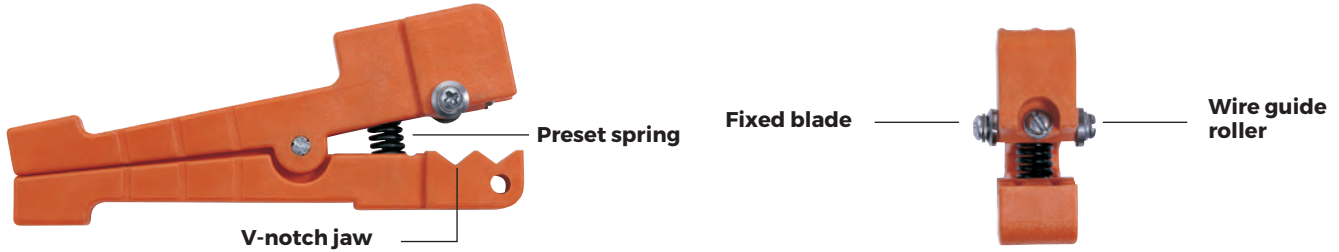
- Knife-type blade provides a shear-type cut
- Lightweight, compact design with cushioned ESD grip
- Perfect for copper and aluminum wire



Description	Part No.
T®-Cutter Lite Wire Cutter	45-260

RINGER™ SHIELDED CABLE STRIPPER


- Spring-loaded cutting head with fixed blades are sized to insulation, eliminating adjustments.
- V-notch jaw automatically positions and holds cable, increasing cutting accuracy
- Fixed blades are sized to insulation, preventing inaccurate cuts and stainless steel construction assures long life.
- Small, lightweight design maximizes productivity while reducing fatigue.
- Wire guide roller maintains stripping head alignment, producing a square, clean cut.
- Accessory wire stop guarantees accurate repeatable strip lengths.



APPLICATIONS




Place cable in the v-notch closest to pivot below blade. Rotate the tool down and away from you as many times as necessary to score insulation.



Remove the tool and bend cable at high spots on the score line, breaking the insulation loose.



Use the front blade to make a length-wise cut for removing long insulation slugs.



Use IDEAL Gripper™ Slug Remover (45-333) to grasp slug and pull (sold separately).



45-400
For cable diameters up to 0.12". Blades sold separately (listed below).



45-401
For 5 Mil insulation thickness, including Kapton®. Comes with K-6492 blade. Cable diameter from .012" to .22".



45-402
For 8-10 Mil insulation thickness, including Kynar®. Comes with K-6493 blade. Cable diameter from .012" to .22".



45-403
For cable from .012 to .22 diameter. Blades sold separately (listed below).



45-404
With "deep-V" for larger cable diameters; up to 0.30". Blades sold separately (listed below).

Kapton® is a registered trademark of E.I. duPont de Nemours and Company. Kynar® is a registered trademark of Pennwall.

BLADES

For use with any Ringer™ Shielded Cable Stripper. Select blade with cutting depth less than insulation thickness. Contact IDEAL INDUSTRIES, INC. for FREE Application Engineering Service, blade selection, and special stripping requests.

Cutting Depth	Part #	Cutting Depth	Part #	Cutting Depth	Part #
.0030"	K-6491	.0100"	K-6497	.0180"	K-6503
.0044"	K-6492	.0110"	K-6498	.0200"	K-6504
.0060"	K-6493	.0120"	K-6499	.0220"	K-6505
.0070"	K-6494	.0130"	K-6500	.0250"	45-2108-1
.0080"	K-6495	.0140"	K-6501	.0050"	45-2780-1
.0090"	K-6496	.0160"	K-6502	.0054"	45-2777-1

WIRE STOPS

Strip Length	Part #
Up to 2-1/2"	LB-825
2-1/2" to 5"	LB-840

IDEAL GRIPPER™

Description	Part #
Slug Remover	45-333

STRIPMASTER® MODEL 950 WIRE STRIPPER

- Utilizes replaceable guide bushings and blades for each individual stripping hole to maximize flexibility
- Adjustable, electronic control sets strip cycle speed to match operator preference, increase productivity and maintain consistent quality
- Individual precision machined guide bushings maximize productivity and minimize operator error
- Completely enclosed blade and stripping area maximizes operator safety
- Stabilizer bar adjusts machine angle from 45° to match stripping application requirements and operator comfort needs
- Virtually eliminates repetitive motion disorders associated with high production hand stripping
- Model 45-950 offers individual, internal strip length adjustment for each stripping hole
- Model 45-950-1 offers an external display and strip length control which adjusts all stripping holes to a common length simultaneously



Description	Part No.
Stripmaster® with individually adjustable strip length per stripping hole*	45-950
Stripmaster® with external adjustment knob for common strip lengths*	45-950-1
Stripmaster® with permanent gripper assembly installed**	45-954

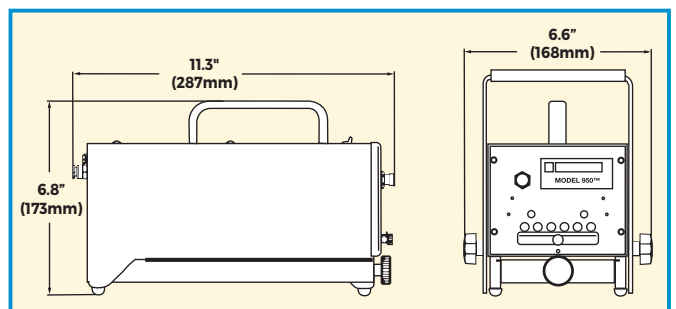
*3 ft. of wire for each wire stripping hole must be supplied at time of order.
 **Permanent Gripper Assembly, available for 45-950 or 45-950-1, helps with hard to grip wires and provides longer gripper life in high production usage. Permanent grippers require a factor installed custom face plate with grippers sized to match your specific wire sizes and must be specified at time of order. 3 ft. of wire for each wire stripping hole must be supplied at time of order.

Strip Lengths:	Min.: .125 in. (3mm)	Max.: .630 in. (16mm)
Capacities	Min.: 30 AWG (.05mm ²)	Max.: 10 AWG (6.0mm ²)
Accuracy:	Meets Military specifications in most applications.	
Voltage:	12V required for operation. 120V/60Hz transformer supplied as standard. For 220V/50Hz application, order 45-951 transformer	
Air Pressure:	65 PSI max.	
Air Filter:	Recommended, but not required.	
Blade Type:	Heat treated steel knife or die-type blades are available	
Guide Bushings:	Precision molded and machined Delrin®	
Dimensions	Width: 6.6 in. (168mm) Depth: 11.3 in. (287mm) Height: 6.8 in. (173mm)	
Weight:	13 lbs. (5.90 Kgs)	
Warranty:	1-year limited warranty	

Delrin® is a trademark of Dupont de Nemours, Inc.

Description	Part No.
Standard blade and bushings	Consult Factory
Permanent Gripper Assembly	45-950-4
Air filter/regulator	45-906
220V, 50Hz Transformer	45-951
Hex Key Set	691.020
12V Adapter (transformer)	K-7156

Production Conditions	Piece/Hour	Hours/100 Pieces
Short Strip 1/8 in. (3mm)	2,200-3,000	.033-.040
Medium Strip 1/4 in. (6mm)	2,000-2,200	.046-.056
Long Strip 1/2 in. (13mm)	1,500-1,700	.059-.067



PNEUMATIC WIRE STRIPPERS

- Hand-held pneumatic powered wire strippers for various single wire conductors
- Interchangeable blade offers versatility using either the Custom Stripmaster® Die-Type blade series for Mil-Spec wire stripping applications or the standard Stripmaster® Knife-Type blade series for general purpose wire stripping
- Rotating stripping head for ease of left-hand or right-hand operation
- Adjustable Speed Control allows the operator to regulate the speed of the stripping operation
- In-line stripping reduces potential blade contact with conductors

Standard Pneumatic Wire Stripper

- Uses Custom Stripmaster® and standard Stripmaster® 16-30 AWG blades.
- Blades sold separately.
- Refer to specification charts for Stripmaster® and Custom Stripmaster® blade selection.
- For Mil-Spec blades not referenced in this catalog, refer to the Aerospace Catalog or take advantage of our free Applications Engineering service for wire evaluation.



Description	Part No.
Standard Pneumatic Wire Stripper	45-2530

Lite Pneumatic Wire Stripper

- Uses Custom Stripmaster® Lite and standard Stripmaster® Lite 16-30 AWG blades.
- Blades sold separately.
- Refer to specification charts for Stripmaster® Lite and Custom Stripmaster® Lite blade selection.
- For Mil-Spec blades not referenced in this catalog, refer to the Aerospace Catalog or take advantage of our free Applications Engineering service for wire evaluation.



Description	Part No.
Lite Pneumatic Wire Stripper	45-600

Heavy-Duty Pneumatic Wire Stripper

- Uses Custom Stripmaster® and standard Stripmaster® 10-30 AWG blades.
- Blades sold separately.
- Refer to specification charts for Stripmaster® and Custom Stripmaster® blade selection.
- For Mil-Spec blades not referenced in this catalog, refer to the Aerospace Catalog or take advantage of our free Applications Engineering service for wire evaluation.



Description	Part No.
Heavy-Duty Pneumatic Wire Stripper	45-650

Pneumatic Wire Stripper Accessories

Description	Part No.
Wire Stop (45-2530 & 45-650)	L-5270
Wire Stop (45-600)	LB-1195
Air Regulator (45-2530, 45-650 & 45-600)	45-906

Technical Information

		45-2530	45-600	45-650
Strip Lengths	Minimum:		1/8 in.	
	Maximum:		1/2 in.	
Dimensions	Length:	6-5/8 in.	7-7/8 in.	8-7/8 in.
	Width:	2 in. dia.	1-1/2 in. dia.	1-7/8 in. dia.
	Height:	2-5/8 in.	2-1/2 in.	2-5/8 in.
	Weight:	1.75 lb.	1.65 lb.	2.32 lb.
Air Requirements (5CFM/Cycle)		.002	.002	.004
PSI Requirements		80-120 PSI	80-120 PSI	95-120 PSI
Air Hose Length		9 ft.		
Warranty		90-Day Warranty		



Rotating Stripping Head



FREE APPLICATION ENGINEERING SERVICE

Whatever your particular wire or cable preparation challenge, we're ready to assist you with practical solutions. Simply send us at least five feet of your wire or cable and complete the questionnaire below. Copy this form and mail to:

IDEAL INDUSTRIES, INC.
Precision Tool Lab
Attn: Wire Stripping Applications Analysis
1800 S. Prairie Drive; Sycamore, Illinois 60178

We'll quickly recommend a practical stripping or cutting solution designed to meet your needs. Remember, this is a free service that we're eager to provide whenever you need it.

For immediate assistance, call our Industrial Support Line at 800-324-9571 or e-mail industrial@idealindustries.com.

Wire Stripping Recommendations

Completion of this information is a request for recommended tools or equipment only and does not place the individual or the company inquiring under any obligation to purchase. This is a free service of IDEAL INDUSTRIES, INC., Sycamore, Illinois.

Please enclose at least **five feet of your wire or cable** and answer the following questions to expedite a reply for your particular application.

1. Method Preference:

A. Hand Type

B. Production Strippers

1. 45-950 Stripmaster® Model 950 Wire Stripper

2. Stripping Tolerance:

A. Precision

B. Non-Precision

3. Present Method: _____

4. Type of Insulation: _____

Customer Information

Please enclose business card or complete the following:

Name _____

Title _____

Company _____

Street _____

City _____ State _____ Zip _____

Phone _____ Fax _____

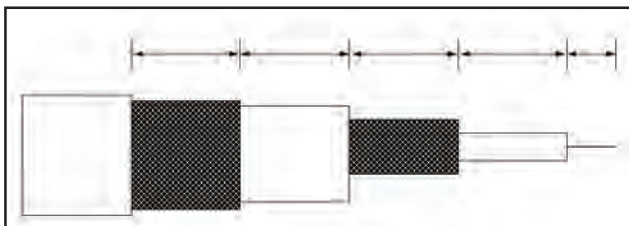
E-mail _____

5. Wire Gauge: _____

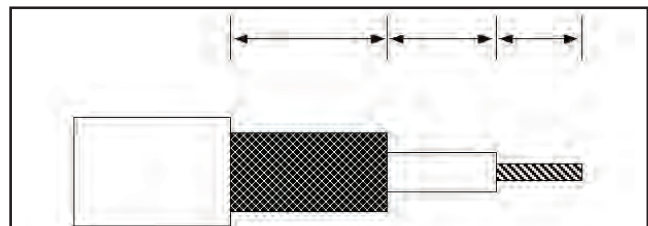
6. MIL-Spec: _____

7. Number of Strips per Day: _____

Triaxial Cable



Coax Cable



5. Remarks: _____

AEROSPACE

TEST & MEASUREMENT

For over 90 years, IDEAL INDUSTRIES, INC. has been enhancing the productivity of electrician's who test, measure, or troubleshoot electrical systems. In 2021 we released a new line of testers with the professional electrician in mind. See our new additions in this catalog.

CIRCUIT TRACERS

Kits.....	D-4
Receivers.....	D-5
Transmitter & Accessories	D-6

CIRCUIT BREAKER FINDERS FINDERS.....

D-9

CIRCUIT ANALYZER.....

D-12

CLAMP METERS

Features.....	D-14
TightSight® Clamp Meters.....	D-17
Conventional Clamp Meters	D-18
Fork Meters.....	D-18

DIGITAL MULTIMETERS

Features.....	D-20
Multimeters.....	D-22

VOLTAGE TESTERS

Voltage & Continuity.....	D-25
---------------------------	------

RECEPTACLE TESTERS.....

D-28

NON-CONTACT VOLTAGE TESTERS

Dual Range.....	D-31
Single Range	D-31

INFRARED THERMOMETERS.....

D-33

SPECIALTY TESTERS

Phase/Motor Rotation.....	D-35
Insulation.....	D-35
Ground Resistance	D-35
Digital Light Meter	D-35

ACCESSORIES

Test Leads.....	D-36
Carrying Cases.....	D-38
Replacement Parts.....	D-39



IDEAL 61-757

1000V
100V
10V
1V
mA
μA
Ω
kΩ
MΩ
F
Hz
Hz%

SEL
ZERO
RANGE
NCV OFF
MAX MIN

AC 0.042 A
True RMS
6000 Count Display

COM
V/Ω
CAT IV 600V
CAT III 1000V

AC 0.042

SURETRACE™ CIRCUIT TRACER

Your IDEAL troubleshooting solution. Designed **to find** everything, while saving you time and money.

TEST & MEASUREMENT



**Finding Breakers
or Fuses**



Finding Shorts



Finding Conductors

CIRCUIT TRACER KIT OPTIONS AND PARTS

KIT OPTIONS	 61-959 Receiver with Super-Bright OLED Rotating Display (90° increments) and inductive clamp and battery pack	 61-957 Receiver with Super-Bright OLED Rotating Display (90° increments)	 61-955 Receiver with Rotating Red LED Display (180° increments)
INDIVIDUAL COMPONENTS	61-959	61-957	61-955
RC-959 Receiver with Super-Bright OLED Display 	✓	✓	—
RC-955 Receiver with Red LED Display 	—	—	✓
TR-955 Transmitter Rated for Use on Circuits from 0 to 600V AC/DC 	✓	✓	✓
IC-958 BP-958 Inductive Clamp and Battery Pack For use on 0 to 120V circuits carrying less than 5 Amps. 	✓	—	—
TL-956 Test Lead Set 	✓	✓	✓
CR-959 Cradle for RC-959 and RC-955 Receivers 	Sold Separately	Sold Separately	Sold Separately

TEST & MEASUREMENT

CIRCUIT TRACER RECEIVER FEATURES



RC-959



**Super Bright
OLED Display**



**Red LED
Display**



**Exclusive Rotating
Display**
90° Increments (RC-959)
180° Increments (RC-955)



Four Levels of Sensitivity



Audible Indication



Low Battery Indicator



RC-955



TEST & MEASUREMENT



Finds Opens



**Finds Conductors
in Walls, Ceilings and Floors**



Finds Dead Shorts

0-600V AC or DC Lead Set included.

CIRCUIT TRACER TRANSMITTER FEATURES



CertainCircuit™
(TR-955)

CertainCircuit™

After the correct breaker has been identified and tripped, the transmitter senses the loss of power and sends a different signal back to the receiver at the panel to give the user confidence that the right circuit has been de-energized.



Energized



De-energized

Traces de-energized circuits



Inductive Clamp for when direct contact with alligator clips is not possible



TR-955



Inductive Clamp & Battery Pack
(For use on circuits carrying up to 120V AC w/less than 5 Amps)
IC-958 | BP-958



Cradle
(For use on RC-955 & RC-959 Receivers)
CR-959



Tracer Test Lead Set
TL-956

- 3 Ft. Lead Adapter for Transmitter (set of 2)
- 25 ft. Lead Adapter for Transmitter
- Alligator Clips (set of 2)
- Blade Prongs
- Prong for Lead Adapters
- Outlet Plug Adapter for Transmitter

CIRCUIT BREAKER FINDERS

TEST & MEASUREMENT



CIRCUIT BREAKER FINDERS FEATURES

LED Flashlight
operates independently and illuminates work area

Transmitter
sends a signal over the conductors when connected to an energized circuit. It also identifies the presence of power and indicates correct/incorrect wiring conditions via illuminated Green and Red LED's. A GFCI Test light illuminates when the GFCI Test button is pressed, indicating the activation of the GFCI test. The GFCIs will trip if they are functioning properly.

Receiver
powers off automatically after five minutes of non-use to conserve battery life

Narrower Tip
improves breaker identification accuracy

NCVT
in receiver tip indicates presence of AC voltage between 80-300 volts (visual flashing red LEDs & audible indicators)

Receiver
reads the transmitter's signal and identifies the breaker/finder energizing the circuit by illuminating a flashing green LED and emitting beeps once it determines the breaker/fuse with the strongest signal.

LED Flashlight

Audible Deafeat
for noise sensitive areas

On/Off toggles between circuit breaker finding and NCVT functions (default circuit breaker finding)

Lanyard Mount

Wiring Indications

- CORRECT WIRING
- OPEN GROUND
- REV. POLARITY
- OPEN HOT
- OPEN NEUTRAL
- HOT & GND. REV.
- HOT ON NEUTRAL WITH HOT OPEN
- LAMP OUT
- CORRECT OK

NOTE: Receptacle MUST be properly grounded for the GFCI test to work properly.

NOTE: The transmitter works on LIVE/Energized circuits only



TL-532A
Test Lead & Adapter Kit

61-535
120V AC Circuit Breaker/Fuse Finder w/Flashlight, NCVT & GFCI
CAT II 150V | cULus Listed



TEST & MEASUREMENT



CIRCUIT BREAKER FINDERS

NEW



61-535
Transmitter

Tests outlet wiring configurations (indicated via Green/Red LEDs) and tests GFCIs



61-535
Receiver

Identifies circuit breakers/fuses without disrupting power on energized 120V AC circuits

CIRCUIT BREAKER FINDER SPECIFICATIONS



TRANSMITTER FEATURES	61-535
CAT Rating (Safety)	CAT II 150V
Listing	UL 1436, CSA C22.2 No. 160
Line Voltage	Line Powered (120V AC)
Supply Frequency	60Hz
Weight	28.35g (approx.)
Flashlight	✓
NCVT	✓
Power Consumption	1.5W max. @ 120V AC
Correct/Wiring Fault/Polarity Indications	✓
GFCI Trip/Test	✓
GFCI Trip Test Indicator	✓
RECEIVER FEATURES	
Visual and Audible Indicators	✓
Low Battery Indication	✓
Auto Power Off (after no activity)	(after 5 mins.)
Battery Type	9V
Weight	85g (w/o battery)
Warranty	2-Year*
ACCESSORIES	
Light Socket and 3-prong to 2-prong Adapters, Alligator Clips	TL-532A

Specifications are subject to change without notice.

SURETEST™

CIRCUIT ANALYZER

Your **IDEAL Branch Circuit Troubleshooting Solution**. Designed to test voltage drop and circuit integrity, while saving you time and money.



TEST & MEASUREMENT



SURETEST® CIRCUIT ANALYZER FEATURES



61-164
Circuit Analyzer



Displays Voltage Drop
at 12, 15 & 20 Amps



Displays Impedance
of hot, neutral & ground



Displays H N G
polarity



Detects and Displays
false or "bootleg"
ground



Displays
neutral to ground voltage



Trips GFCI
at 6mA or 30mA




Estimated Load
on Line in Amps



True RMS
Line Voltage

TEST & MEASUREMENT

SURETEST® SPECS

SURETEST® CIRCUIT ANALYZER SPECIFICATIONS				
		61-164		
		Description	Range & Resolution	Accuracy
TRANSMITTER FEATURES				
CAT Rating (Safety)	CAT III 300V	—		
Listing	cULus	—		
AC Voltage (Note: The 61-164 is protected to 265V AC but should be unplugged immediately if plugged into a mis-wired outlet. It is intended for use on 120V AC circuits only.) Do not press any buttons.	—	85.0 - 265.0 VAC (Unplug if 240V AC is displayed and correct wiring.)	1.0%	
Frequency	—	45.0 - 65.0 Hz	1.0%	
Impedance	—	0.00 - 3.00 Ω	5.0%	
Neutral Ground Voltage	—	0.0 - 24.0V AC	2.0%	
% Voltage Drop 12A, 15A, 20A Load Tests	—	0.1% - 50.0%	5.0%	
GFCI mA Trip Level & Time to Trip in Milliseconds	—	6.0 - 9.0 mA 0.0 - 6500 mS	2.0%	
Warranty	2-Year*	—		
ACCESSORIES		Part No.		
Ground Continuity Adapter (For checking grounding of cabinets, etc.)	61-175			
Isolated Ground Adapter (For determining whether receptacle has an isolated ground.)	61-176			
Alligator Clip Adapter (For connection to circuits other than outlets.)	61-183			
1' Extension Cord (included)	61-182			
Nylon Carrying Case (included)	61-179			

IMPORTANT: This circuit analyzer is intended for use by qualified electricians. Follow the NFPA 70E Standard for Electrical Safety in the Workplace when using this tester. Always consult the instruction manual provided with the tester for operational limitations and procedures associated with a specific tester.

Specifications are subject to change without notice.



61-183
Alligator Clip Adapter
for 61-164
Circuit Analyzer



61-175
Ground Continuity
Adapter for 61-164
Circuit Analyzer



61-176
Isolated Ground
Adapter for 61-164
Circuit Analyzer



61-182
1' Extension Cord
for 61-164
Circuit Analyzer

CLAMP METERS

TEST & MEASUREMENT



NEW CLAMP METER FEATURES

61-757 | 61-747

Non-Contact Voltage Tester
Screen displays
Electromagnetic Field (EF)

Flashlight

Built-In Probe Tip Holder

Universal Magnetic Strap Clip

Overmolded Industrial Grip
2M Drop (model specific)

Backlit Displays

Patented TightSight™ Backlit Display eliminates need to bend or twist conductors or place your head near or in the panel and allows you to easily read the bottom display when taking all measurements.

TEST & MEASUREMENT

CAT IV 600V **CAT III 1000V** **UL US LISTED**

FORK METER FEATURES

TEST & MEASUREMENT



Non-Contact Voltage Indication
Built in Clamp Tip



0.75 in. (19mm) Jaw Opening



Flashlight/Backlight




Probe Storage & Lead Holders
(on back)



Delta
(difference from original reading)



Max./Min.



61-415 | 61-405



Patented TightSight™ Backlit Display eliminates need to bend or twist conductors or place your head near or in the panel and allows you to easily read the bottom display when taking measurements



TIGHTSIGHT® CLAMP METERS



61-775
1000A AC/DC
Clamp Meter
TightSight™ w/Backlight
CAT IV 600V | CAT III 1000V



61-765
660A AC/DC
Clamp Meter
TightSight™ w/Backlight
CAT IV 600V | CAT III 1000V



61-757
600A AC/DC
Clamp Meter
TightSight™ w/Backlight
& Flashlight
CAT IV 600V | CAT III 1000V



61-747
400A AC/DC
Clamp Meter
TightSight™ w/Backlight
& Flashlight
CAT III 600V



61-415
200A AC/DC
Split Jaw Meter
TightSight™ w/Backlight
& Flashlight
CAT IV 600V | CAT III 1000V

CONVENTIONAL CLAMP METERS



61-744
400A AC Clamp Meter
4000 Count & Flashlight
CAT III 600V



61-737
400A AC Clamp Meter
4000 Count w/Backlight
CAT III 600V



61-405
200A AC Split Jaw Meter
w/Backlight & Flashlight
CAT III 600V

CLAMP METER ACCESSORIES



TL-757
Test Leads
w/Alligator Clips



UMHS-757
Universal Magnetic
Hanging Strap



TC-757
Thermocouple



C-757
Nylon Carrying Case

IMPORTANT: The clamp meters on this page are intended for use by qualified electricians. Follow the NFPA 70E Standard for Electrical Safety in the workplace when using this tester. Always consult the instruction manual provided with the tester for operational limitations and procedures associated with a specific tester.

CLAMP METER SELECTION GUIDE



61-775

61-765




61-757

61-747

FEATURES

CAT Rating (Safety)	CAT IV 600V CAT III 1000V	CAT IV 600V CAT III 1000V	CAT IV 600V CAT III 1000V	CAT IV 600V CAT III 1000V
Listing	cULus, CE, RCM	cULus, CE, RCM	cULus, CE, RCM	cULus, CE, RCM
Drop Protection			6.6 ft. (2m)	6.6 ft. (2m)
Clamp/Jaw Opening	2.0 in. (50.8mm)	1.5 in. (38mm)	1.4 in. (35.5mm)	1.4 in. (35.5mm)
AC Voltage (Volts)	750V	750V	600V	600V
DC Voltage (Volts)	750V	750V	1000V	600V
AC Current (Amps)	1000A	660A	600A	400A
DC Current (Amps)	1000A	660A	600A	400A
Ohms (Resistance)	999.9Ω	999.9Ω	60MΩ	40MΩ
AC Millivolts	—	—	6000	4000
DC Millivolts	—	—	6000	4000
True RMS	✓	✓	✓	✓
High Voltage Alarm	✓	✓	ACV/DCV >30V	ACV/DCV >30V
Audible Continuity	✓	✓	✓	✓
Visual Continuity	✓	✓	✓	✓
Backlight	✓	✓	✓	✓
Temperature	—	—	-40°F ~ 1832°F -40°C ~ 1000°C	-40°F ~ 1832°F -40°C ~ 1000°C
Low Impedance (LoZ)	—	—	✓	—
NCV	—	—	40-600V	40-600V
Auto Ranging	✓	✓	✓	✓
Range Hold	—	—	✓	✓
Data Hold	✓	✓	✓	✓
Relative	✓	✓	✓	✓
Diode Test	—	—	✓	✓
Capacitance Test	✓	✓	6.000mF	4.000mF
Frequency / Duty Cycle	✓	✓	10Hz-9.999KHz	10Hz-9.999KHz
Max / Min	✓	✓	✓	✓
Magnetic Strap Mount	—	—	✓	✓
Test Probe Holder	—	—	✓	✓
Flashlight	—	—	✓	✓
Auto-Power Off (APO)	✓	✓	✓	✓
APO Disable	✓	✓	✓	✓
Low Battery Indication	✓	✓	✓	✓
Battery Type (included)	1 x 9 Volt	1 x 9 Volt	3 x 1.5V AAA	3 x 1.5V AAA
Bottom LCD Display	✓	✓	✓	✓
LCD Display Count	9999	9999	6000	4000
Warranty	2-Year*	2-Year*	2-Year*	2-Year*
ACCESSORIES				
Leads & Alligator Clips (TL-757)	Included	Included	Included	Included

Specifications are subject to change without notice.

CLAMP METER SELECTION GUIDE		 NEW	 NEW	 NEW
	61-744	61-737	61-415	61-405
FEATURES				
CAT Rating (Safety)	CAT III 600V	CAT III 600V	CAT IV 600V CAT III 1000V	CAT IV 600V CAT III 1000V
Listing	cULus, CE, RCM	cULus, CE, RCM	cULus, CE, RCM	cULus, CE, RCM
Drop Protection		3.3 ft. (1m)	6.6 ft. (2m)	6.6 ft. (2m)
Clamp/Jaw Opening	1.45 in. (36.5mm)	1.4 in. (35.5mm)	0.75 in. (19mm)	0.75 in. (19mm)
AC Voltage (Volts)	600V	600V	1000V	1000V
DC Voltage (Volts)	600V	600V	1000V	1000V
AC Current (Amps)	600A	400A	200A	200A
DC Current (Amps)	—	—	200A	—
Ohms (Resistance)	40MΩ	40MΩ	60MΩ	60MΩ
AC Millivolts	—	4000	✓	✓
DC Millivolts	—	4000	✓	✓
True RMS	—	✓	✓	✓
High Voltage Alarm	—	ACV/DCV >30V	ACV/DCV >30V	ACV/DCV >30V
Audible Continuity	✓	✓	✓	✓
Visual Continuity	—	✓	✓	✓
Backlight	—	✓	✓	✓
Temperature	—	-40°F ~ 1832°F -40°C ~ 1000°C	—	—
Low Impedance (LoZ)	—	—	—	—
NCV	70-600V	40-600V	40-600V	40-600V
Auto Ranging	✓	✓	✓	✓
Range Hold	✓	✓	✓	✓
Data Hold	✓	✓	✓	✓
Relative	—	✓	✓	✓
Diode Test	—	✓	✓	✓
Capacitance Test	—	400.0μF	6.000mF	6.000mF
Frequency / Duty Cycle	—	10Hz-9.999KHz	—	—
Max / Min	—	✓	✓	✓
Magnetic Strap Mount	—	✓	✓	✓
Test Probe Holder	—	✓	✓	✓
Flashlight	—	—	✓	✓
Auto-Power Off (APO)	✓	✓	✓	✓
APO Disable	—	—	✓	✓
Low Battery Indication	✓	✓	✓	✓
Battery Type (included)	2 x 1.5V AAA	3 x 1.5V AAA	2 x 1.5V AAA	2 x 1.5V AAA
Bottom LCD Display	—	—	✓	—
LCD Display Count	4000	4000	6000	6000
Warranty	2-Year*	2-Year*	2-Year*	2-Year*
ACCESSORIES				
Leads, Case & Batteries	Leads only	Included	Included	Included
Thermocouple (TC-757)	—	Included	—	—

Specifications are subject to change without notice.

*VISIT WWW.IDEALIND.COM FOR WARRANTY DETAILS.

WWW.IDEALIND.COM • 800-435-0705 | D-18

DIGITAL MULTIMETERS



TEST & MEASUREMENT

DIGITAL MULTIMETER FEATURES



Non-Contact Voltage Tester
Built in



Non-Contact Voltage, High Voltage, Visual Indications, Augment Audible Indication
(61-357, 61-347, 61-337)



Backlit Display
(all models)




Temperature
(61-357, 61-347, 61-337)



Probe Holder Storage
All Models




Universal Magnetic Strap Clip
All Models



Removable Boot
All Models



FUSE Notification
(61-357, 61-347, 61-337)



LEAD Warning
(61-357, 61-347, 61-337)



Bar Graph
(61-357 only)

TEST & MEASUREMENT

DIGITAL MULTIMETERS



61-357

1000V Auto Range TRMS
6000 Count Display Multimeter
w/NCVT, Temp, Bar Graph & LoZ
CAT IV 600V | CAT III 1000V



61-347

1000V Auto Range TRMS
6000 Count Display
Multimeter w/NCVT, & Temp
CAT IV 600V | CAT III 1000V



61-337

600V Auto Range
Multimeter w/NCVT & Temp
CAT III 600V



61-327

600V Manual Range
Multimeter w/NCVT CAT III 600V



ACCESSORIES



C-357
Nylon
Carrying Case



UMHS-757
Universal Magnetic
Hanging Strap



TL-757
Test Leads



TC-757
Thermocouple







F-347-357P
11A (1000V) & 600mA (1000V)
Fuses for 61-347 & 61-357



F-337P
10A (600V) & 400mA (600V)
Fuses for 61-337

TEST & MEASUREMENT

DIGITAL MULTIMETER SELECTION GUIDE	 NEW	 NEW	 NEW	 NEW
	61-357	61-347	61-337	61-327
FEATURES				
CAT Rating (Safety)	CAT IV 600V CAT III 1000V	CAT IV 600V CAT III 1000V	CAT III 600V	CAT III 600V
Listing	cULus, CE, RCM	cULus, CE, RCM	cULus, CE, RCM	cULus, CE, RCM
Drop Protection	6.6 ft. (2m)	6.6 ft. (2m)	3.3 ft. (1m)	3.3 ft. (1m)
Ingress Protection	IP52	IP52	—	—
AC Voltage (Volts)	1000V	1000V	600V	600V
DC Voltage (Volts)	1000V	1000V	600V	600V
AC Current (Amps)	10A	10A	10A	—
DC Current (Amps)	10A	10A	10A	—
Ohms (Resistance)	60MΩ	60MΩ	40MΩ	4MΩ
AC Millivolts	6000	6000	4000	—
DC Millivolts	6000	6000	4000	4000
AC Milliamps	6000	6000	4000	—
DC Milliamps	6000	6000	4000	—
AC Microamps	6000	6000	4000	—
DC Microamps	6000	6000	4000	—
True RMS	✓	✓	—	—
High Voltage Alarm	ACV/DCV >30V	ACV/DCV >30V	ACV/DCV >30V	ACV/DCV >30V
Audible Continuity	✓	✓	✓	✓
Visual Continuity	✓	✓	✓	✓
Backlight	✓	✓	✓	✓
Temperature	-40 ~ 1832°F -40 ~ 1000°C	-40 ~ 1832°F -40 ~ 1000°C	-40 ~ 1832°F -40 ~ 1000°C	—
Low Impedance (LoZ)	✓	—	—	—
NCV	✓	✓	✓	—
Auto Ranging	✓	✓	✓	—
Range Hold	✓	✓	✓	—
Data Hold	✓	✓	✓	✓
Diode Test	✓	✓	✓	✓
Capacitance Test	6000 μF	6000 μF	4000 μF	—
Frequency / Duty Cycle	10Hz - 9.99 KHz	10Hz - 9.99 KHz	10Hz - 9.99 KHz	10Hz - 9.99 KHz
Max / Min	✓	✓	—	—
Magnetic Strap Mount	✓	✓	✓	✓
Test Probe Holder	✓	✓	✓	✓
Auto-Power Off	✓	✓	✓	✓
APO Disable	✓	✓	✓	✓
Low Battery Indication	✓	✓	✓	✓
Battery Type (Included)	3 x 1.5V AAA	3 x 1.5V AAA	3 x 1.5V AAA	3 x 1.5V AAA
LCD Display Count	6000	6000	4000	2000
Lead Warning	✓	✓	✓	—
Fuse Notification	✓	✓	✓	—
Bar Graph	✓	—	—	—
Battery Test	—	—	—	✓
Warranty	2-Year*	2-Year*	2-Year*	2-Year*
Accessories				
Leads, Case & Temp. Sensor	Included	Included	Included	Leads Only
Thermocouple (TC-757)	Included	Included	Included	—

Specifications are subject to change without notice.

VOLTAGE TESTERS



TEST & MEASUREMENT



VOLTAGE TESTER FEATURES



Non-Contact Voltage



Audible Indication
for NCV, Continuity & High Voltage



Backlit Display



LoZ
Eliminates Ghost Voltage



GFCI Test



Universal Magnetic Strap Clip



Probe Holder for Storage




61-557



UMHS-757
Universal Magnetic
Hanging Strap



TL-757
Test Leads



TEST & MEASUREMENT

VOLTAGE TESTERS



61-557

Voltage and Continuity Tester
w/LCD, GFCI, Flashlight & NCVT
6-600V AC/DC
CAT IV 600V



61-547

8 Level AC/DC Voltage Indicator
with Polarity Indicator
12-600V DC | 24-600V AC
CAT III 600V



61-076

Vol-Con® Voltage/Continuity Tester
5-600V AC/DC
CAT III 600V



61-065

Vol-Test® Voltage Tester
100-600V AC/DC
CAT III 600V



VOLTAGE TESTER SELECTION GUIDE

Specifications are subject to change without notice.



NEW



NEW



	61-557	61-547	61-076	61-065
FEATURES				
CAT Rating (Safety)	CAT IV 600V	CAT III 600V	CAT III 600V	CAT III 600V
Listing Preferred	cULus, CE	cULus, CE	cULus	cULus
Drop Protection	6.6 ft. (2m)	6.6 ft. (2m)		
Ingress Protection	IP42	IP42	—	—
AC Voltage (Volts)	6 ~ 600	24 ~ 600	5 ~ 600	100 ~ 600
DC Voltage (Volts)	6 ~ 600	12 ~ 600	5 ~ 600	100 ~ 600
High Voltage Alarm	ACV >36 or DCV >50V	ACV/DCV ≥ 36V	—	—
Audible Continuity	✓	—	—	—
Visual Continuity	✓	—	✓	—
Low Impedance (LoZ)	✓	—	✓	✓
NCV	90-600V AC	—	—	—
Auto Ranging	✓	—	—	—
Magnetic Strap Mount	✓	✓	—	—
Test Probe Holder	✓	✓	✓	✓
Flashlight	✓	—	—	—
Auto-Power Off (APO)	✓	—	—	—
Low Battery Indicator	✓	—	—	—
Battery Type (included)	3 x 1.5V AAA	—	4 x 1.5V LR44	—
LCD Display Count	600	—	—	—
Backlight	✓	—	—	—
DC Polarity Indication	✓	✓	✓	—
Leads	Removable	Fixed	Removable	Removable
GFCI Test	✓	—	—	—
Display	LCD	Neon Lamps	Indicator Movement	Indicator Movement
Warranty	2-Year*	2-Year*	2-Year*	2-Year*
ACCESSORIES				
Test Leads	TL-757	—	61-070	61-070
Magnetic Hanging Strap	UMHS-757	UMHS-757	—	—

RECEPTACLE TESTERS



TEST & MEASUREMENT

RECEPTACLE TESTER FEATURES



Digital Voltage Readout
Provides Voltage Level at Outlet



GFCI Test w/Indicator Light



On/Off Button
Confirms Tester is Working



TEST & MEASUREMENT



Green Lights
Indicate Correct Wiring



Red Lights
Indicate Incorrect Wiring



LEDs Easily Visible
Plugged in or rotated to fit receptacles.

RECEPTACLE TESTERS



61-517
120V AC GFCI
Receptacle/Voltage
Tester
CAT II 150V AC



Neon Lamp
Polarity Indication



61-051
E-Z Check® Plus
GFCI Circuit
Tester



Fits Standard
120V Outlets



61-035
E-Z Check®
Circuit Tester



61-502
120V AC GFCI
Receptacle Tester



RECEPTACLE TESTER SELECTION GUIDE



NEW



	61-502	61-517	61-051	61-035
FEATURES				
CAT Rating (Safety)	CAT II 150V	CAT II 150V	—	—
Listing	UL 1436, CSA C22.2 No. 160	UL 1436, CSA C22.2 No. 160	UL 1436, CSA C22.2 No. 160	UL 1436, CSA C22.2 No. 160
Voltage Rating	120V AC	120V AC	120V AC	120V AC
Correct/Wiring Fault/Polarity Indicators	✓	✓	✓	✓
GFCI Trip	✓	✓	✓	—
GFCI Trip Test Indicator	✓	✓	—	—
Made in the USA	—	—	✓	✓
Neon Lamps	✓	LEDs	✓	✓
LCD Display (Voltage)	—	✓	—	—
Warranty	2-Year*	2-Year*	2-Year*	2-Year*

*Visit www.idealind.com for warranty details

Specifications are subject to change without notice.

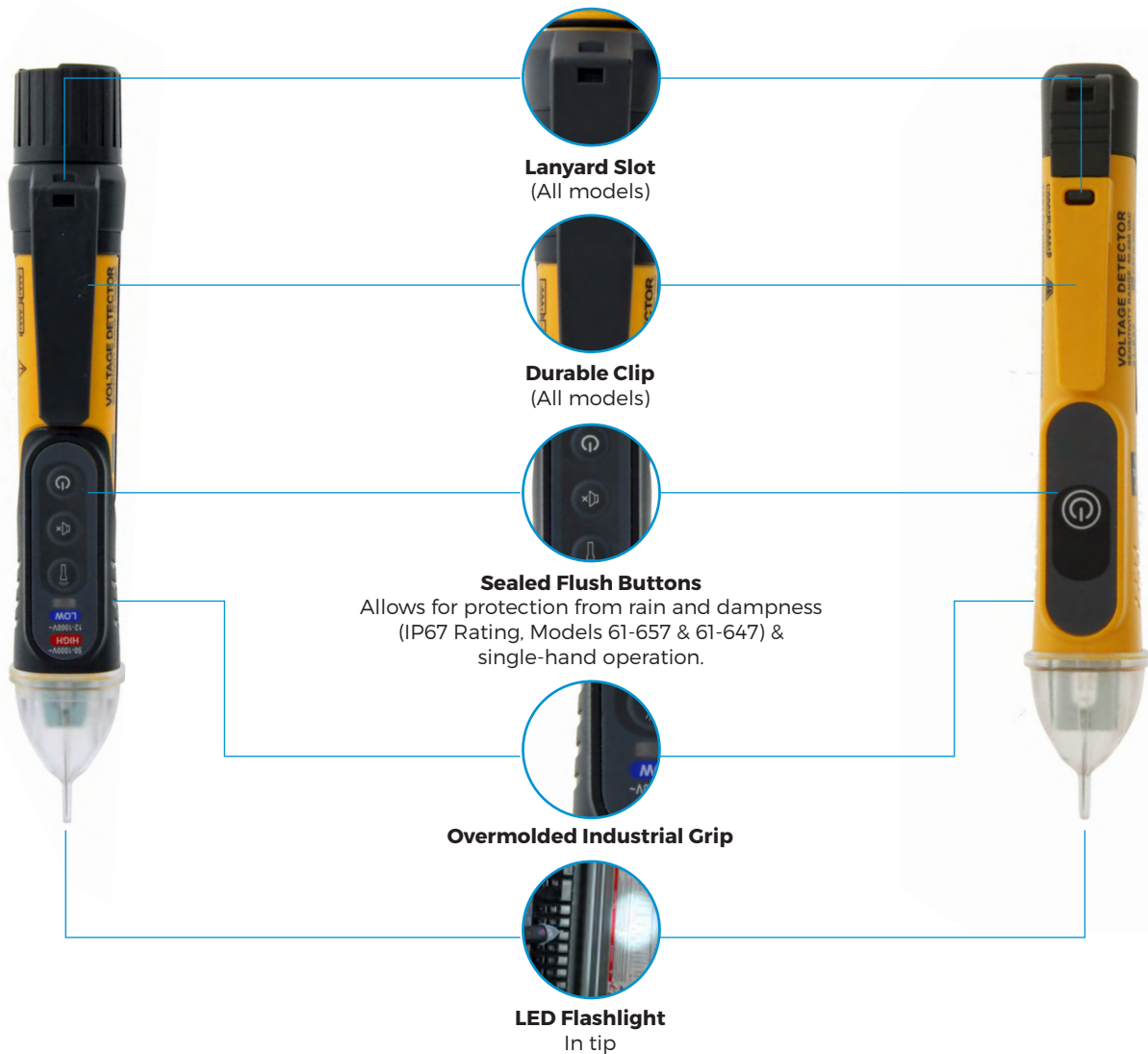
TEST & MEASUREMENT

NON-CONTACT VOLTAGE TESTERS

TEST & MEASUREMENT



NON-CONTACT VOLTAGE TESTER FEATURES



Dual Range on 61-657 only.



Standard Voltage Range
Indicated by a Red LED



Power On
Indicated by a Green LED



Low Voltage Range
Indicated by a Blue LED



Presence of Voltage
Indicated by a Flashing Red LED & Audible Tone

NON-CONTACT VOLTAGE TESTERS



61-657
Dual Range
12 to 1000V AC
NCVT w/Flashlight
CAT IV 1000V



61-647
Single Range
50 to 1000V AC
NCVT w/Flashlight
CAT IV 1000



61-637
Single Range
24 to 600V AC
NCVT w/Flashlight
CAT IV 600



61-627
Single Range
50 to 600V AC
NCVT
CAT IV 600V



NON-CONTACT VOLTAGE TESTER SELECTION GUIDE



NEW



NEW



NEW



NEW

61-657

61-647

61-637

61-627

FEATURES

CAT Rating (Safety)	CAT IV 1000V	CAT IV 1000V	CAT IV 600V	CAT IV 600V
Listing	cULus, CE, RCM	cULus, CE, RCM	cULus, CE, RCM	cULus, CE, RCM
Voltage Sensing Range	12 ~ 1000V AC	50 ~ 1000V AC	24 ~ 600V AC	50 ~ 600V AC
Dual Range	✓	—	—	—
Flashlight	✓	✓	✓	—
Drop Protection	6.6 ft. (2m)	6.6 ft. (2m)	3.3 ft. (1m)	3.3 ft. (1m)
Ingress Protection	IP67	IP67	—	—
Dual Range Sensitivity	✓	—	—	—
Audible Indication	✓	✓	✓	✓
Audible Defeat	✓	✓	✓	—
Visual Indication	Green On, Flashing Red	Green On, Flashing Red	Green On, Flashing Red	Green On, Flashing Red
Visual Range Indicator	Blue Low, Red High	—	—	—
Lanyard Compatible	✓	✓	✓	✓
Auto-Power Off (APO)	✓	✓	✓	✓
Low Battery Indication	✓	✓	✓	✓
Battery Type (included)	2 x 1.5V AAA	2 x 1.5V AAA	2 x 1.5V AAA	2 x 1.5V AAA
Warranty	2-Year*	2-Year*	2-Year*	2-Year*

Specifications are subject to change without notice.

INFRARED THERMOMETERS



TEST & MEASUREMENT

INFRARED THERMOMETER FEATURES




Dual Laser Targeting

61-847
Dual Laser Targeting
12:1 Infrared
Thermometer



Single Laser Targeting

61-827
Single Laser Targeting
10:1 Infrared
Thermometer



Overmolded Industrial Grip



Complies with 21 CFR 1040.10 and 1040.11 except for conformance with IEC 60825-1 Ed. 3 as described in Laser Notice No. 56 dated May 8, 2019.

Specifications are subject to change without notice.

INFRARED THERMOMETER SELECTION GUIDE

NEW



NEW



61-847

61-827

FEATURES

	61-847	61-827
Certification	CLASS 2, IEC 60825-1:2014	CLASS 2, IEC 60825-1:2014
Wavelength	630nm-670nm	630nm-670nm
Output	< 1mW	< 1mW
Listing	cULus, CE	cULus, CE
Drop Protection	6.6 ft. (2m)	3.3 ft. (1m)
Optical Resolution (distance-to-spot)	12 : 1	10 : 1
Measurement Range	-26F° to 932°F (-32C° to 500°C)	-4F° to 752°F (-20°C to 400°C)
Laser Targeting	Dual	Single
Auto Scan	✓	—
Max/Min/Avg/Diff	✓	—
High/Low Alarm	✓	—
Data Hold	✓	✓
Lock-on (for continuous measurements)	✓	—
Emissivity	0.10 - 1.00 Adjustable	0.95 Fixed
Backlit Display	✓	✓
Display	LCD	LCD
Auto Power-Off	✓	✓
Selectable Celsius / Fahrenheit	✓	✓
Battery Type (included)	2 x 1.5V AAA	2 x 1.5V AAA
Low Battery Indicator	✓	✓
Response Time	250 ms	500 ms
Spectral Response	8 to 14µm	8 to 14µm
Warranty	2-Year*	2-Year*

TEST & MEASUREMENT

SPECIALTY TESTERS



61-520
3-Phase Sequence
Tester



61-521
3-Phase Motor/Rotation
Tester



61-797
Insulation Meter
w/PI, DAR



61-795
Insulation Tester



61-796
3-Pole Ground
Resistance Tester





61-920
Ground Resistance
Clamp Meter



61-686
Digital Light
Meter





TEST & MEASUREMENT

PHASE ROTATION SELECTION GUIDE		
		
	61-520	61-521
FEATURES		
Motor Rotation	—	✓
Phase Rotation	✓	✓
120 to 600V AC	✓	✓
Color Coded Leads	✓	✓
Detachable Leads	—	✓
Warranty	2-Year*	2-Year*
ACCESSORIES (Included)		
Test Leads		TL-521





TL-521
Test Lead Set

INSULATION TESTER SELECTION GUIDE		
		
	61-795	61-797
FEATURES		
Test Voltage	250/500/1000V DC	50/100/250/500/1000V DC
Voltage AC/DC	0.1 - 600.0V	0.1 - 600.0V
Continuity	0.01 - 20.0 Ω	—
Resistance	0.01Ω - 200.0 Ω	0.01Ω - 40.00k Ω
Insulation Resistance	Up to 4000M Ω	Up to 20G Ω
Warranty	2-Year*	2-Year*
ACCESSORIES (Included)		
Test Leads	TL-795	TL-795
Remote Probe	—	TL-797RP




TL-795
Test Lead Set
w/Premium
Alligator Clips

TL-797RP
Remote Probe
Test Lead Set

GROUND ROD TESTING SELECTION GUIDE		
		
	61-796	61-920
FEATURES		
3 Point Fall of Potential Method	✓	—
Clamp on Technique	—	✓
Auto Ranging	—	✓
Measurement Range	0 - 2000 Ω	0 - 1200 Ω
Ground Leakage Current	—	100mA/1000mA/ 15A/30A
Warranty	2-Year*	2-Year*
ACCESSORIES (Included)		
Test Leads	TL-796	—



TL-796
Earth Resistance
Lead Set

LIGHT METER SELECTION GUIDE	
	
	61-686
FEATURES	
Four Measurement Ranges	Up to 20,000 Foot Candles or 200,000 Lux
Data and Max Hold Modes	✓
Auto Zero Adjust	✓
Low Battery Indication	✓
Auto Power Off	✓
Remote Sensor w/59" attached Coiled Cable	✓
Warranty	2-Year*

Specifications are subject to change without notice.

ACCESSORIES



TL-532A
120V AC Circuit Breaker
Finder Adapter Kit

NEW



TL-757
Universal Test Leads
& Alligator Clips


NEW



UMHS-757
Universal Magnetic
Hanging Strap
(For use with 61-405, 61-415, 61-737,
61-747, 61-757, 61-327, 61-337, 61-347,
61-357, 61-547 & 61-557)



TC-757
Thermocouple



TL-521
Test Lead
Set



TL-796
Earth Resistance
Lead Set



TL-797RP
Remove Probe
Test Lead



TL-795
Test Leads w/
Alligator Clips
(premium)



61-070
Standard Test Leads
(for use with 61-076 & 61-065)



TL-956
Test Lead Set



F-347-357P
11A (1000V) & 600mA (1000V)
Fuses for 61-347 & 61-357



F-337P
10A (600V) & 400mA (600V)
Fuses for 61-337

TEST & MEASUREMENT

TEST LEAD SELECTION CHART

for this **TESTER**

▶ use these **TEST LEADS**

61-065
Vol-Test® Voltage Tester
61-076
Vol-Con® Voltage/
Continuity Tester



61-070
Standard
Vol-Con®
Test Leads



61-737 | 61-747 | 61-757
Digital Clamp Meters



TL-757
Test Lead
Set



UMHS-757
Magnetic Strap



61-405 | 61-415
Digital Split Jaw
Meters



TL-757
Test Lead
Set



UMHS-757
Magnetic Strap



61-557
Voltage Testers



TL-757
Test Lead
Set



UMHS-757
Magnetic Strap



61-521
3-Phase/Motor Rotation
Tester



TL-521
Test Lead Set



61-327 | 61-337
61-347 | 61-357
Digital
Multimeters



TL-757
Test Lead
Set



UMHS-757
Magnetic Strap



61-744
Clamp-Pro™ 600A
Clamp Meter



TL-757
Test Lead
Set



UMHS-757
Magnetic Strap



61-765
660A Clamp Meter
61-775
1000A Clamp Meter



TL-757
Test Lead
Set



61-795
Insulation Tester



TL-795
Test Leads w/Alligator
Clips Premium



61-796
3-Pole Ground
Resistance Tester



TL-796
Earth Resistance
Lead Set



61-797
Insulation Tester



TL-795
Test Leads
w/Alligator Clips
Premium



TL-797RP
Remote Probe
Test Lead



TR-955
Transmitter for
SureTrace™ Circuit
Tracers



TL-956 Test Leads



TEST & MEASUREMENT

CARRYING CASES



61-179
Nylon Carrying Case



C-90
Nylon Carrying Case



C-290
Nylon Carrying Case



C-357
Nylon Carrying Case

NEW



C-757
Nylon Carrying Case

NEW

Selection Guide		VOLTAGE TESTERS			160	300				400		700			740	770	790	
		61-065	61-076		61-164	61-327	61-337	61-347	61-357	61-405	61-415	61-727	61-757	61-747	61-757	61-744	61-775	61-797
61-179	Nylon Carrying Case Size: 8"x3"x1.5" (215mmx76mmx38mm)				•													
C-90	Nylon Carrying Case Size: 8.4"x3.1"x1.1" (213mmx79mmx28mm)	•	•												•			
C-290	Nylon Carrying Case Size: 8.25"x4.5"x2.0" (215mmx115mmx55mm)																	•
C-357	Nylon Carrying Case Size: 8.5"x5.74"x2.5" (210mmx125mmx55mm)					•	•	•	•									
C-757	Nylon Carrying Case Size: 10.5"x4.5"x2.5" (280mmx110mmx55mm)									•	•	•	•	•	•	•		

TEST & MEASUREMENT

Replacement Parts Selection Guide

SELECTION GUIDE		060	070	300						400	500					750	740	750	760	770	790	950			
		61-065	61-076	61-327	61-337	61-340	61-342	61-347	61-357	61-486	61-521	61-532	61-534	61-547	61-557	61-737	61-744	61-747	61-757	61-765	61-775	61-795	61-796	61-797	TR-955
FUSES																									
F-105	1A (600V)	10.3 x 35mm																							
F-340	0.5A (500V)	6.35 x 32mm		•																	•				
F-341	10A (1000V)	10 x 38mm		•																					
F-357P	400mA (600V)	6.5 x 32mm		•																					
	10A (600V)	10 x 38mm		•																					
F-347-357P	600mA (1000V)	6.5 x 32 mm				•		•																	
	11A (1000V)	10 x 38mm				•		•																	
F-497	600mA (1000V)	10 x 35mm																							
F-498	11A (1000V)	10 x 38mm																							
F-797	315mA (1000V)	5 x 32mm																							•
BATTERIES																									
	AA																								•
	1.5V (AAA)			•				•																	•
	9V																								•
	LR44																								•
TEST LEADS																									
TL-796	Earth Resistance Lead Set																								•
TL-797RP	Remote Probe Test Lead																								•
61-070	Standard Test Leads																								•
TL-757	Universal Test Leads & Alligator Clips																								•
TL-521	Test Lead Set																								•
TL-795	Test Leads w/Alligator Clips (Premium)																								•
TL-956	Test Lead Set																								•

SAFETY IN THE FIELD

IEC (International Electrotechnical Commission) Category Ratings

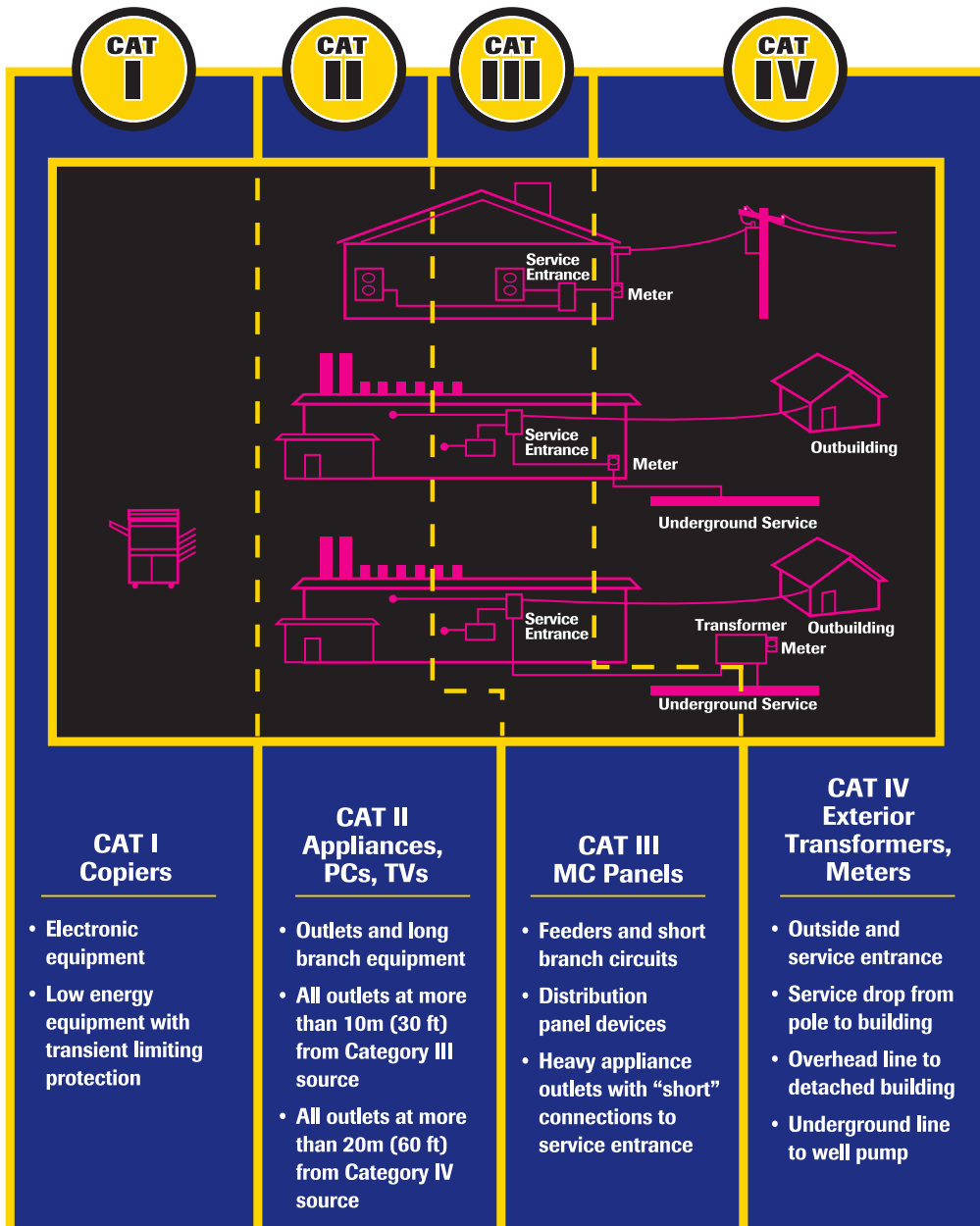
Category I – The signal level for telecommunications, electronic and other low-energy equipment with transient limiting protection. Peak impulse transient range is 600-4,000 volts with 30 ohm source.

Category II – The local level for fixed and non-fixed powered devices including appliances, lighting and portable equipment. Outlets located more than 30 feet from CAT III sources and 60 feet from CAT IV sources. Peak impulse transient range is from 600-6,000 volts with a 12 ohm source.

Category III – The distribution level for fixed primary feeders or branch circuits. Circuits that are separated from CAT IV sources by at least one level of transformer isolation. Peak impulse transient range is 600-8,000 volts with a 2 ohm source.

Category IV – The primary supply level for the highest levels of transient over voltage. Includes the utility service both outside and at the service entrance, service drop from the pole to the building, overhead line to remote buildings, and underground line to a well pump. Peak impulse transient range is 600-12,000 volts with less than a 1 ohm source.

Visit idealind.com for more technical product details, application support, white papers, videos and software.





ENHANCE EXISTING TECHNOLOGIES AND PROVIDE A FOUNDATION FOR TOMORROW

IDEAL DataCom provides installation solutions for twisted pair, coax and fiber based applications. Designed for the professional, our DataCom connectors, tools and testers offer an integrated approach to cut, strip, terminate and test a wide variety of low-voltage applications including Data Networks, Security Applications, and Audio/Visual Systems.

TESTERS

PRO Amplifier Probe Tone Generator Kit	E-3
VDV MultiMedia Cable Tester.....	E-3

COMPRESSION TOOLS/CONNECTORS

OmniSeal™ Pro XL Compression Tool	E-4
LinearX®3 Compression Tool	E-4
Compression Connectors	E-5

TWISTED PAIR TOOLS/CONNECTORS

Crimpmaster™ Crimp Tool	E-6
Coax Crimp Connectors.....	E-7
Punchdown Tool.....	E-8
Modular Plug Crimp Tools.....	E-8
Modular Plugs.....	E-9
IDC Jellybeans	E-11
Strippers.....	E-12
Cutters/Scissors	E-13
Splitters	E-13
Datacom Kits.....	E-14
Fiber Optic Tools	E-17

Test-Tone-Trace Kit

- Kit includes the VDV (33-856), Amplifier Probe (62-164), carrying case and accessories
- Tests and traces coax, twisted pair and telephone cables in one simple kit



Description	Part No.
Test-Tone-Trace Kit	33-866

VDV MultiMedia Cable Tester

All in one tester for installers working with voice, data and video applications.

- Voice – tests 2 or 3 pair, 6-position RJ-11/12 phone cables for wiremap/continuity.
- Data – tests 8 position 8 contact CAT 3/5e/6/6a shielded and unshielded cable testing for wiremap/continuity to TIA 568A/B standards
- Video – tests coax cable for opens and shorts via F-connector interface
- Wiremap tests for opens, shorts, miswires, reversals and split pairs.
- LCD display with “PASS or ERROR” indicator displayed after each test
- Internal tone generator: Tone by pin/pair/entire cable with four different tones making fault isolation easier
- Main remote stores in base of tester



Description	Part No.
VDV MultiMedia Cable Tester	33-856
Replacement Remote	IA-5516

LinkMaster™ Tester

LED based tester for wiremapping CAT 3/5e/6/6a twisted pair cabling.

- Wiremap for opens, shorts, reversal, miswire and split pair
- Tests by pair: 1/2, 3/6, 4/5, 7/8
- Tests shielded and unshielded RJ-45 cabling
- Debug feature cycles through errors one at a time



Description	Part No.
LinkMaster™ Tester and Remote	62-200

PRO Amplifier Probe and Tone Generator Kit

Amplifier Probe

- Identifies and traces wire or cables within a group
- Adjustable volume knob
- Detects and audibly amplifies analog tone generation
- Compatible with analog tone generators

Tone Generator

- Emits three tone patterns
- F-Connector & RJ-11/12 interface for toning twisted pair and copper cables
- Includes alligator clips for toning de-energized copper cables
- Auto-off after three hours of non-use



Description	Part No.
Amplifier Probe & Tone Generator Kit - includes 62-164, 62-160, Lead Set, Cable Assembly	33-864
Amplifier Probe	62-164
Amplifier Probe Replacement Tip	LA-4145
Tone Generator	62-160

TRACETone® Tone Generator & Amplifier Probe Tester

- Economical solution for tracing copper low-voltage cabling
- Two selectable tone styles and adjustable volume control
- RJ-11 Alligator Clip, RJ-11 Cable Assembly included



Description	Part No.
TRACETone® Tester	62-140

OmniSeal™ PRO XL Compression Tool

- Compresses BNC, F-Type, RG11-F, RCA, 90°/Right Angle and Mini Coax compression connectors on coaxial cable
- Compresses ALL IDEAL® compression connectors
- Fast and reliable solution to home theater, CATV, satellite systems and security applications
- Permanent connection so your connector never comes loose.
- Universal design with spin knob and adjustable post height works with most non-IDEAL compression connectors



Description	Part No.
OmniSeal™ PRO XL Compression Tool	30-793

LinearX®3 Compression Tool

- Compresses F/BNC/RCA connectors
- Adjustable post for different length/style connectors
- Linear stroke for consistent compression results & easy operation
- Durable & rugged zinc die-cast body with protective powder coated paint finish
- Includes four RTQ™ XR™ RG-6 Weatherproof F-Compression Connectors

INCLUDES
Four
Weatherproof
Connectors



Description	Part No.
LinearX®3 F/BNC/RCA Compression Tool (Adjustable) with four RTQ™ XR™ F-Connectors	33-632

Compression Connectors

RTQ™ XR™ Reg/Tri/Quad & Plenum F-Connectors

- Fits 60% regular, tri-shield and quad shield cables
- Nickel-plated, brass-construction for superior corrosion resistance
- Designed for use in satellite and cable TV installations
- Weatherproof for indoor and outdoor use
- Use 30-793 or LinearX® Compression Tool

RG-11 RTQ™ InSITE® F-Connectors

- Fits 60% regular and quad shield RG-11 cables
- Plenum cable version also available
- Use 30-793 Compression Tool for termination
- Standard 1/4" x 1/4" cable prep. Use 45-526 Coax Stripper

InSITE® BNC Connectors

- Clear 360° window for confident cable insertions
- Nickel-plated, brass-construction for superior corrosion resistance
- Moisture-inhibiting design
- Use 30-793 or 33-632 Compression Tool
- 75 Ohm nominal impedance
- Gold-plated pin contact area

OmniConn™ F-Connectors

- Non corrosive nickel plated brass body and polycarbonate bushing
- Nylon adapter sleeve and o-ring provide double protection for a watertight seal
- Free spinning hex nut for ease of installation onto all 7/16 ports
- 75 ohm nominal impedance
- Two-piece pre-assembled connectors

TLCT™ Connectors

- No compression tool required
- 75 ohm nominal impedance
- Bandwidth up to 3 GHz
- Designed for indoor use
- RG-6 and RG-6 Quad versions













Z6F Connectors

- Fast + Simple compression
- No braid folding required
- For RG-6 & 6 Quad cables
- Nickel plated brass construction
- Designed for indoor use
- Use 30-793 or LinearX® Compression Tool



Visit idealind.com for connector and tool compatibility.

Compression Connectors

Type	Image	Series/Model #	Cable Type	Center Conductor	Dielectric Diameter	Jacket Diameter	Quantity	Part No.
BNC		InSITE® Model #59BNCIS	RG-59	23-18 AWG Solid .023" - .040"	.142" - .148"	.230" - .250"	Card of 4	92-704
							Card of 15	89-047
							Jar of 35	89-5047
							Bag of 100	89-1047
		InSITE® Model #59PLBNCIS	RG-59 Plenum	23-18 AWG Solid .023" - .040"	.134" - .140"	.193" - .224"	Card of 15	89-049
RG-6		InSITE® RTQ™ Model #6BNCISRTQ	RG-6/6Q & Plenum 6/6Q	23-18 AWG Solid .023" - .040"	.168" - .183"	.226" - .305"	Card of 4	92-705
							Card of 15	89-048
							Jar of 35	89-5048
		RTQ™ XR™ Model #6FRTQXR	RG-6/6Q & Plenum 6/6Q	N/A	.168" - .183"	.226" - .310"	Card of 10	92-651
						Jar of 50	92-650	
						Jar of 100	92-656	
						Carton of 1,000	92-659	
F		InSITE® RTQ™ 90° Model #6FRAISRTQ	RG-6/6Q & Plenum 6/6Q	23-18 AWG Solid .023" - .040"	.168" - .183"	.226" - .305"	Card of 5	92-691
		Z6F Model #6FZIF	RG-6/6Q	N/A	.175" - .183"	.250" - .315"	Card of 25	92-640
							Jar of 50	92-641
		TLC™ Model #6FTLC	RG-6	N/A	.175" - .183"	.254" - .278"	Card of 4	85-069
							Card of 50	85-168
		TLC™ Model #6QFTLC	RG-6 Quad	N/A	.175" - .183"	.275" - .305"	Card of 4	85-079
							Card of 50	85-178
		OmniConn™ Model #6FOC	RG-6	N/A	.175" - .183"	.260" - .280"	Jar of 50	89-044
							Carton of 1,000	89-1544
		OmniConn™ Model #6QFOC	RG-6 Quad	N/A	.175" - .183"	.270" - .295"	Jar of 50	89-045
							Carton of 1,000	89-1545
	RTQ™ Model #59FRTQ	RG-59/59Q	N/A	.142" - .148"	.230" - .270"	Jar of 50	92-610	
	RTQ™ Model #11FISRTQ	RG-11/11Q	18-14 AWG Solid .040" - .066"	.280" - .285"	.390" - .416"	Card of 10	89-211	
	Cable Specific Model #11PLFIS	RG-11/11Q Plenum	18-14 AWG Solid .040" - .066"	.270" - .280"	.340" - .356"	Card of 10	92-212	
RCA		RTQ™ Model #59RCARTQ	RG-59/59Q	20-18 AWG Solid .029" - .040"	.142" - .148"	.230" - .270"	Jar of 35	89-570
	RTQ™ Model #6RCARTQ	RG-6/6Q	20-18 AWG Solid .029" - .040"	.175" - .183"	.267" - .305"	Jar of 35	89-580	

DATACOM

Visit idealind.com/products/datacomm for Compression Connector Installation Instructions.

Crimpmaster™ Ratcheting Crimp Tool

- Ratcheting tool frame ensures full crimp cycle
- Provides a consistent crimp every time
- Dies change quickly and easily with a screwdriver
- Tool frame works with all IDEAL Crimpmaster™ Die Sets
- Cushioned, comfort-grip handles



Description	Part No.
Crimpmaster™ Crimp Frame Tool (Die set not included)	30-506
Replacement Screws	LB-1284

Crimpmaster™ Tools and Die Sets



30-559 Die only
RJ-45 CAT 5/5e Eight-position Crimp Tool for keyed or non-keyed modular plugs. Not for Cat 6



30-573 Die only
Cambridge CP-88, CP-89 BNC/TNC coax connectors with RG-58, RG-59/RC-62 AU cables (Hex 0.305 (7,75mm), 0.068 (1,73mm), 0.228 (5,79mm))



30-576 Die only
RG-174, Mini 59 BNC/TNC Connectors (Hex, 0.178 (4,52mm), 0.128 (3,25mm), 0.068 (1,73mm))



30-577 Die only
N-Series and RG-8/11 Connectors (Hex, 0.429 (10,90mm), 0.100 (2,54mm), 0.080 (2,03mm))



30-578 Die only
RG-59, RG-6, and 8281 50 and 75 OHM cables (Hex, 0.324 (8,23mm), 0.255 (6,48mm), 0.068 (1,73mm), 0.042 (1,07mm))



30-581 Tool w/die 30-502
RG-58, RG-59/62, BNC/TNC Coax Connectors (Hex, 0.255 (6,48mm), 0.213 (5,41mm), 0.068 (1,73mm))



30-582 Tool w/die 30-503
F-Type CATV RG-59, RG-6 Connectors (Hex, 0.350 (8,89mm) 0.320 (8,13mm), 0.255 (6,48mm))



30-587 Die only
RG-58, RG-174 and G-8218 for both 50 and 75 ohm cables (Hex 0.213 (5,41mm), 0.178 (4,52mm), 0.068 (1,73mm), 0.042 (1,07mm))



30-593 Die only
Mini UHF and BNC/TNC 5 cavity (Hex, 0.052 (1,32mm), 0.068 (1,73mm), 0.100 (2,54mm), 0.213 (5,41mm), 0.255 (6,48mm))



30-579 Tool w/die 30-500
22-10 AWG (.324mm² - 5,261mm²) insulated terminals/color coded nests



30-580 Die only
22-8 AWG (.3mm² - 8mm²) non-insulated terminals



30-586 Die only
22-12 AWG (.324mm² - 3,31mm²) Non-Insulated Open Barrel Connectors, Commercial Type



30-594 Die only
Fully Insulated quick disconnect terminals with thinner wire barrels 22-10 AWG (.324mm² - 5,261mm²)



30-502



30-503



30-500

Crimp-On F-Connectors

Nickel plated brass connectors designed for indoor coax terminations for video and other RF applications



- RG-59, RG-6, RG-6 Quad versions are available
- All versions require a hex crimp to secure cable to connector
- 1/4 in. x 1/4 in. cable prep for all models
- Crimp with 30-503 Crimpmaster™ Crimp tool
- Hex crimp sizes: RG-59 and RG-6, .320" cavity. RG-6 Quad, .350" cavity

Description	Quantity	Part No.	Quantity	Part No.
RG-6 F Crimp-on Coax Connector	Card of 10	85-037	Card of 50	85-017
RG-6 F Quad Crimp-on Connector	Card of 10	85-057	—	—
RG-59 F Crimp-on Coax Connector	Card of 10	85-036	—	—

Twist-On F-Connectors

- After cable is 1/4 in. x 1/4 in. stripped, simply twist on connector
- No termination tool required
- Available in two styles, RG-6 and RG-59



Description	Quantity	Part No.
F-Type RG-6 Twist-On Connector	Card of 4	84-039
	Card of 10	85-053
	Card of 50	85-039
F-Type RG-59 Twist-On Connector	Card of 4	84-018
	Card of 10	85-035

F/BNC Connector Installation and Removal Tool



- Patented design works on BNC and F connectors
- Works on compression and hex connectors
- Comfort grip handle aids in installing and removing connectors on coax cable
- F-post for aid in cable to connector assembly

Description	Part No.
F & BNC Coax Connector Tool - 8 in. length	35-046

Coax Strip & Crimp Tool



- Precision, form-ground stripping holes remove outer jacket and insulation from RG-59 and RG-6 coaxial cable
- Durable blades cut copper-coated steel conductors
- Three crimping nests for crimping F-connectors and ring terminals
- Cushioned, comfort-grip handles

Description	Part No.
Coax Strip & Crimp Tool	30-433

F-Type Adapters & Terminators

- Nickel-plated brass construction
- For 75Ω applications

Image	Description	Quantity	Part No.
	3GHz F-Splice Adapter, high bandwidth, for standard and high definition applications, <0.25dB insertion loss, >25dB return loss	Card of 4	85-339
		Card of 10	85-340
	90° F-Adapter - F-female to F-male coax adapter	Card of 2	85-070
	BNC Female to BNC Female Adapter	Card of 2	85-075
		Card of 10	92-817P




Impact Punchdown Tool

- Includes full 110 and 66 blades
- Adjustable high/low actuation setting accommodates termination requirements
- Turn-Lock™ Style blade holding design
- Impact-absorbing cushioned grip reduces operator stress for high volume installers



Description	Part No.
Punchmaster™ II Punchdown Tool w/full 110 & 66 blades	35-485

Punchdown Tool Blades

Removable Blades		Part No.
110 Turn-Lock™ blade		35-495
66 Turn-Lock™ blade		35-497
110/66 combo blade w/cutting edges		35-407
Krone® blade		35-478
Bix® blade		35-479

Bix® is a registered trademark of Nortel. Krone® is a registered trademark of Krone, Inc.

Probe Pic & Spudger



- For isolating conductors and removing terminated wires from voice and data IDC contacts

Description	Part No.
Probe Pic & Spudger	35-473

RJ-11 Voice Modular Plugs

- 6 position plugs for use in traditional landline phone applications and other RJ-11/12 terminations
- Provides 1, 2 or 3 lines of service. 3 lines requires 85-345
- 50 micron gold contacts
- Two versions available - 6 contacts and 4 contacts



Description	Quantity	Part No.
6-Position 6-Contact, RJ-11 (RJ-12)	Card of 25	85-345
6-Position 4-Contact, RJ-11	Card of 25	85-344

Ratchet Telemaster™ Modular Plug Crimping Tool

- Heavy-duty version of the 30-496 Telemaster™ Tool
- Ratchet ensures full cycle crimping every time
- Crimps RJ-45 (8P8C) and RJ-11/12 (6P6C/6P4C) standard modular plugs
- Multi-function tool also cuts UTP/STP and strips CAT 5e/6 cable jacket and flat cable jackets
- Black oxide coated steel frame with cushioned handles for strength and comfort



Description	Part No.
Ratchet Telemaster™	30-696
Replacement Cut & Strip Blade Set	LA-4102

Telemaster™ Modular Plug Crimping Tool

- Crimps Standard RJ-45 (8P8C) and RJ-11/12 (6P6C/6P4C) modular plugs
- Multi-function tool also cuts UTP/STP and strips round CAT 5e/6 cable jacket
- Black oxide coated steel frame with cushioned handles for strength and comfort



Description	Replacement Blade	Kit Part No.	Tool Only Part No.
Telemaster™ Crimping Tool RJ-45 and RJ-11/12	LB-1747	33-700*	30-496

*Kit includes 10 each, RJ-45 8P8C, RJ-11 6P6C and RJ-11 6P4C modular plugs.

Data/Voice Crimp Tool Kit

- Compact design is 2/3 the size of traditional crimp tools
- Crimps RJ-45 (8P8C) and RJ-11/12 (6P6C/6P4C) modular plugs
- One tool assembly process - cut, strip and crimp connectors on to CAT 3/5e/6 cables
- Black oxide coated steel core with spring loaded handle and locking feature



Description	Part No.
Data/Voice Crimp Tool Kit includes ten RJ-11 (6P6C) and ten CAT5e RJ-45 plugs	33-396

FT-45™ Feed-Thru Modular Plug Crimp Tool

- FT-45™ Crimp Tool crimps feed-thru, standard and shielded connectors
- Crimps all IDEAL® RJ-45 modular plugs
- Compact design
- Long-lasting blade



Description	Part No.
FT-45™ Feed-Thru Modular Plug Crimp Tool	30-495
FT-45™ Replacement Blade	30-4951

Feed-Thru Modular Plugs


- Feed-Thru modular plugs simplify twisted pair assembly process
- Verify conductor order before crimping
- Conductors trimmed flush by the tool
- Eliminates wasted connectors due to incorrect assembly
- Single-piece design
- Terminate with the 30-495 FT-45™ tool



Description	Card of 25	Card of 50	Bag of 100	Jar of 100
CAT5e Feed-Thru RJ-45 Modular Plugs	85-370	85-371	85-372	85-372J
CAT6 Feed-Thru RJ-45 Modular Plugs	85-375	85-376	85-377	85-377J

CAT6A/6/5e Large Diameter Feed-Thru Modular Plugs

- Shielded and unshielded feed-thru modular plugs for cables with larger diameter conductors.
- For insulated individual conductor diameters of 0.040" to 0.048"
- Staggered pin and wire entry design
- Single piece design - no sleds or liners
- Terminate with the 30-495 FT-45™ tool



Description	Quantity	Part No.
CAT6A/6/5e Shielded Feed-Thru Modular Plugs	Card of 10	85-363
	Card of 25	85-368
	Jar of 50	85-369
CAT6A/6/ Unshielded Feed-Thru Modular Plugs	Card of 50	

CAT6 Single Piece RJ-45 Modular Plugs

- Single-piece design to simplify assembly
- 50 micron gold contacts, 8-position, 8-contact
- Suitable for solid or stranded conductors 23-24 AWG
- Not compatible with Crimpmaster™ RJ-45 Die Set



Description	Quantity	Part No.
CAT6 Standard RJ-45 Modular Plugs	Card of 25	85-367
	Card of 50	85-362
	Jar of 100	86-367J

CAT6 RJ-45 Modular Plugs

- Three-piece design includes main body, sled and liner
- Crimps with a standard RJ-45 crimp tool
- 50 micron gold contacts, 8-position, 8-contact
- Suitable for solid or stranded conductors 23-24 AWG
- Not compatible with Crimpmaster™ RJ-45 Die Set



Description	Quantity	Part No.
CAT6 RJ-45 Modular Plugs	Card of 25	85-366

CAT5e RJ-45 Modular Plugs

- Plugs support the latest cable system performance categories when installed in compliance with appropriate standards and methods
- Plugs work with 24 AWG solid or stranded conductors and round or flat cables.
- 50 micron gold contacts



Description	Quantity	Part No.
CAT5e Standard RJ-45 Modular Plugs	Card of 10	85-147
	Card of 25	85-346
	Card of 50	85-396
	Bag of 100	86-396
	Jar of 100	86-396J

Strain Relief Boots for Modular Plugs

- Prevents broken connector tabs and snagging while extending connector life
- Minimizes cable bends that can reduce data speed and result in data loss
- Dampens cable movement and vibrations that can result in premature connector failure
- For CAT5e and CAT6 RJ-45 modular plugs, .225" max. cable diameter



Description	Quantity	Part No.
Strain Relief Boots for Modular Plugs	Card of 25	85-380
15 Strain Relief Boots and 15 8P8C RJ-45 CAT5e Modular Plugs	Card of 15	85-379

Modular Plugs

	Name	CAT	Type	Feed-Thru	Shielded	Notes	Quantity	Part No.
	CAT6A/6/5e Shielded Feed-Thru	Multi	RJ-45 8P8C	✓	✓	For shielded or unshielded CAT6A, CAT6 or CAT5e with insulated conductor diameter of 0.040" to 0.048", max. jacket diameter of .320"	Card of 10	85-363
							Card of 25	85-368
							Jar of 50	85-369
	CAT6A/6 0.048" Feed-Thru	6A/6	RJ-45 8P8C	✓		For unshielded CAT6A/6 with insulated conductor diameter of 0.040" to 0.048"; max jacket diameter of .320"	Card of 50	85-385
	CAT6 Feed-Thru	6	RJ-45 8P8C	✓		For unshielded CAT6 with 23 or 24 AWG conductors with a max. insulated conductor diameter of 0.041", max. jacket diameter of .290"	Card of 25	85-375
							Card of 50	85-376
							Bag of 100	85-377
							Jar of 100	85-377J
	CAT6 Single Piece Standard	6	RJ-45 8P8C			For unshielded CAT6 with 23 or 24 AWG conductors with a max. insulated conductor diameter of 0.041", max jacket diameter of .290"	Card of 25	85-367
							Card of 50	85-362
							Jar of 100	86-367J
	CAT6 3-Piece Standard	6	RJ-45 8P8C			3 piece assembly of body, sled and liner. For unshielded CAT6 with 23 or 24 AWG conductors with a max. insulated conductor diameter of 0.041", max. jacket diameter of .290"	Card of 25	85-366
	CAT5e Feed-Thru	5e	RJ-45 8P8C	✓		For unshielded CAT5e with 23 or 24 AWG conductors with a max. insulated conductor diameter of 0.041", max. jacket diameter of .270"	Card of 25	85-370
							Card of 50	85-371
							Bag of 100	85-372
							Jar of 100	85-372J
	CAT5e Shielded Feed-Thru	5e	RJ-45 8P8C	✓	✓	For shielded CAT5e with 24 AWG conductors with a max. insulated conductor diameter of 0.041", max. jacket diameter of .270"	Card of 25	85-365
	CAT5e Shielded	5e	RJ-45 8P8C		✓	For shielded CAT5e with 24 AWG conductors with a max. insulated conductor diameter of 0.041", max. jacket diameter of .270"	Card of 25	85-361
	CAT5e Standard	5e	RJ-45 8P8C			For unshielded CAT5e with 23 or 24 AWG conductors with a max. insulated conductor diameter of 0.041", max. jacket diameter of .270"	Card of 10	85-147
							Card of 15*	85-379
							Card of 25	85-346
							Card of 50	85-396
							Bag of 100	86-396
Jar of 100	86-396J							
	Snagless Strain Relief Boot	5e/6	RJ-45 8P8C			Blue color, slide on snagless boot, max. cable diameter of 5.5mm/.225"	Card of 25	85-380
	6-Contact Voice Plug	3	RJ-11/12 6P6C			6-position, 6-contact voice grade modular plug, max. 24 AWG conductors	Card of 25	85-345
	4-Contact Voice Plug	3	RJ-11 6P4C			6-position, 4-contact voice grade modular plug, max. 24 AWG conductors	Card of 25	85-344

*Includes 15 Strain Relief Boots


Low-Voltage IDC

IDC Insulation Displacement Connectors, (jellybeans), are 2 or 3 wire butt-splice connectors used to repair, extend, or add new lines in traditional telecommunications/voice and common low-voltage/signal applications.

Four connectors are available: UR, UY, UR2 and UY2. Red connectors are for 2 or 3-wires and Yellow connectors are for 2-wires. The UR2 and UY2 versions are slightly larger and handle thicker insulation diameters.

All connectors include an internal moisture resistant gel sealant for protection when installed in outdoor locations. Crimping of the connectors requires a parallel action tool to avoid uneven crimps. The IDEAL 33-719 tool is designed for use with all of our IDC connectors.

To use the connectors: Insert all unstripped conductors into the ports until they pass the internal bus bar and reach the end of the connector. Place the connector assembly on the 33-719 flat pad surface and slowly squeeze until the colored cap snaps down into place over the conductors.







Insulation Displacement Connectors



IDC connectors create fast splice and tap connections on solid copper wires. Designed for low voltage telecommunication cables.

- Moisture-resistant sealant protects wires from corrosion
- Use 33-719 tool for proper crimping force and crimping angle

Model	Color	Ports	Conductor Range	Max. Insulation Diameter	Quantity	Part No.
UR 	Red	3	19-26 AWG	0.066"	Card of 25	85-925
					Card of 100	86-925
UY 	Yellow	2	22-26 AWG	0.060"	Card of 25	85-950
					Card of 100	86-950
UR2 	Red	3	19-26 AWG	0.082"	Card of 100	86-930
UY2 	Yellow	2	19-26 AWG	0.082"	Card of 100	86-955

Telephone/Data Cable Splice and Repair Kit

- All in one specialty tool for crimping UR/UY/UB IDC splice connectors
- Features a parallel crimping surface to prevent damage to connectors during crimping process
- Two stripping holes for 22 to 24 AWG (phone/twisted pair) cables
- Cutter for cable and conductor trimming



Description	Part No.
Kinetic® Super Wire Stripper/Crimper Kit – includes 25 IDC connectors (UR, 3-Wire Butt Splice)	33-719

PrepPRO® Coax/UTP Cable Stripper

- Auto adjusting blade depth for 6/6Quad/59 coax cable
- Strips RG-59/6 Plenum cables
- 1/4 in. x 1/4 in. coax preparation
- Replaceable blade cartridges
- CAT5e/6 jacket stripping
- Spring loaded for consistent cutting force



Description	Part No.
PrepPRO® Coax/UTP Cable Stripper	45-605
Replacement Coax Cartridge	45-6051
Replacement UTP/STP Jacket Cartridge	45-6052

Ringer™ Adjustable Blade Strippers

- Four models cover cable diameters up to 9/16 in.
- All models include two adjustable depth blades and one adjustable round slitting blade
- Common uses are for fiber jackets, mini-coax prep, twisted pair cables and other specialty copper cables where standard stripping products are not available
- Replacement blades available for all models



Description	Typical RG Cables	Replacement Blade*	Part No.
Cable Stripper, up to 1/8 in. (3.2mm) O.D (Gray)	RG-174, RG-187	L-9225	45-162
Cable Stripper, 1/8 in. (3.2mm) to 7/32 in. (5.556mm) O.D. (Blue)	Mini Coax RG-58, CB	L-9225	45-163
Big Blue Cable Stripper, 1/4 in. (6.4mm) to 9/16 in. (14.3mm) O.D. (Blue)	RG-11, RG-8	L-9226	45-164
Cable Stripper, 3/16 in. (4.8mm) to 5/16 in. (8mm) O.D. (Black)	RG-59/6, UTP Cable	L-9225	45-165

*A set of blades consists of three straight blades and one round blade.

Adjustable Blade Coax Stripper

- Three blade model for prepping coax cables RG-59 to RG-11
- Adjustable blade depth (hex wrench included in handle) for fine calibration to any cable jacket thickness and overall diameter.
- All blades are spaced approximately 1/4 in. apart for compatibility with traditional compression or crimp connectors requiring a 1/4 in. x 1/4 in. cable preparation.
- Blades can be adjusted to a no-cut position for most size cables when only a single blade is needed.
- Slider bar offers fast variation in blade depth without need for adjusting the individual hex screws.



Description	Part No.
Coax Stripper - 3 Step (Black cartridge)	45-520

Coax Stripmaster® Wire Strippers

- Provides variable stripping lengths
- Knife-type blades feature multiple hole diameters sized for two step removal of outer jacket insulation and center conductor



Description	Part No.
Coax Stripmaster® for RG-6 Coax Cable	45-262
Coax Stripmaster® for RG-59 Coax Cable	45-265

Round Cable Slitting & Ringing Tool

- Cuts around cable jacket as well as slits the length of jacket for easy removal
- Use with single or multiple conductor cable up to 1.75 in. O.D.
- Blade adjusts for jacket thicknesses up to .125 in.
- Spare blade in handle base



Description	Replacement Blade*	Part No.
Round Cable Slitting and Ringing Tool	LB-1748	45-144

*2/package

Data T®-Cutter

- Cuts round copper cable and helps maintain cable geometry
- Compact size is smaller and lighter than traditional 9" cable cutters
- Steel reinforced center conductors can be trimmed with bolt cutting holes
- Locking latch keeps tool closed in pouch



Description	Part No.
Data T®-Cutter	45-074

Electrician's Scissors

- Designed for use in telephone and electrical service applications
- Cut up to 16 AWG solid and 12 AWG stranded wire
- Serrated surface on back blade edge cleans wire and straightens twisted pair conductors
- Stripping notches strip 19 and 23 AWG wire
- Chrome over nickel plating



Description	Part No.
Electrician's Scissors w/stripping notches	35-088

Cable Splicing Kit

- Kit designed for use in telephone and electrical service applications
- High carbon steel blade in Splicing Knife remains sharp and cuts easily through many insulation types
- Kit includes Scissors 35-088, Splicing Knife 35-1091 and Leather Holder



Description	Part No.
Cable Splicing Kit	35-093
Cable Splicing Knife (only)	35-1091

2.4 GHz Satellite & Digital TV Splitters



- Designed for easy mounting over cable
- All ports are F female connectors, 75Ω
- Two grounding screws eliminate the need for grounding block
- All ports power pass

Description	Part No.
2-Way, 5MHz - 2.4GHz	85-332
3-Way, 5MHz - 2.4GHz	85-333
4-Way, 5MHz - 2.4GHz	85-334

1 GHz Cable TV/General Purpose Splitters



- Nickel-plated housing, soldered back
- High-performance Printed Circuit Board design

Description	Part No.
High Performance Cable Splitter, 5MHz-1GHz, 2-Way	85-132
High Performance Cable Splitter, 5MHz-1GHz, 3-Way	85-133
High Performance Cable Splitter, 5MHz-1GHz, 4-Way	85-134

Master Series Network Service Kit



- Kit allows user to cut, strip, terminate and test data cables. Use for CAT5e, CAT6 and voice installations.

Description	Part No.	
Master Series Network Service Kit	33-706	
Kit Includes:	Qty.	Part No.
Ratchet Telemaster™	1	30-696
PRO Amplifier Probe & Tone Generator Kit	1	33-864
Cable Splicing Kit	1	35-093
Large Mouth Bag, 13 in.	1	35-410
Probe Pic and Spudger	1	35-473
Punchmaster™ II w/110 & 66 Blades	1	35-485
7-in-1 Twist-a-Nut™ Screwdriver	1	35-908
UTP/STP Stripper	1	45-165
Kinetic Super™ Wire Stripper/IDC Crimper	1	45-719
LinkMaster™ Tester	1	62-200
8-Position CAT5e RJ-45 Modular Plugs	50	85-396

Pro XL Compression Hip Kit

- Cut, strip and terminate compression connectors in one handy professional tool kit.
- For F/BNC/RCA compression



Description	Part No.	
Pro XL Compression Hip Kit	33-793	
Kit Includes:	Qty.	Part No.
OmniSeal™ Pro XL Compression Tool	1	30-793
Data T®-Cutter	1	45-074
PrepPRO® Coax (59/6/6Q)/UTP Cable Stripper	1	45-605
Pouch with Belt Clip	1	—

RF Coax Crimp & Compression Kit



- Professional kit for security and cable/satellite installers to crimp or compress F and BNC coax connectors. Multiple die sets offer a wide range of connectors to terminate.

Description	Part No.	
RF Coax Crimp & Compression Kit	33-410	
Kit Includes:	Qty.	Part No.
Ratchet Crimp Tool	1	30-503
13" Large Mouth Bag	1	37-013
RG-59 Cambridge-type Die Set	1	30-573
RG-174 Mini-59 Die Set	1	30-576
58/59 BNC/TNC Die Set	1	30-581
OmniSeal™ PRO XL Compression Tool	1	30-793
Data T®-Cutter	1	45-074
3-Step Adjustable Coax Stripper	1	45-520
RG-6 RTQ™ XR™ Compression F-Connector	50	92-650

LinearX®3 Hip Kit

- Cut, strip and terminate F/BNC/RCA connectors in one handy starter tool kit.



Description	Part No.	
LinearX®3 Hip Kit	33-622T	
Kit Includes:	Qty.	Part No.
LinearX®3 Compression Tool	1	33-632
Data T®-Cutter	1	45-074
PrepPRO® Coax (59/6/6Q)/UTP Cable Stripper	1	45-605
RG-6 RTQ™ XR™ Compression F-Connector	10	92-651
Pouch with Belt Clip	1	—

Feed-Thru RJ-45 Installation Hip Kit

- 3-piece kit to terminate, feed-thru and standard RJ-45 modular plugs
- For CAT5e/6/6a



Description	Part No.	
Feed-Thru RJ-45 Installation Hip Kit	33-507	
Kit Includes:	Qty.	Part No.
Electrician's Scissors	1	35-088
FT-45™ Feed-Thru Modular Plug Crimping Tool	1	30-495
PrepPRO® Coax (59/6/6Q)/UTP Cable Stripper	1	45-605
Pouch with Belt Clip	1	—

Twisted Pair Termination Hip Kit

- 4-piece kit to terminate feed-thru and standard modular plugs as well as modular jack terminations
- For CAT5e/6/6a



Description	Part No.	
Twisted Pair Termination Hip Kit	33-508	
Kit Includes:	Qty.	Part No.
FT-45™ Feed-Thru Modular Plug Crimping Tool	1	30-495
Electrician's Scissors	1	35-088
Punch Down Tool	1	35-485
PrepPRO® Coax (59/6/6Q)/UTP Cable Stripper	1	45-605
Pouch with Belt Clip	1	—

Pro Compression Starter Kit

- Starter kit includes both F and BNC connectors as well as professional tools to cut, strip and terminate coax cables.
- Designed for security and cable/satellite installation.



Description	Part No.	
Service Compression Kit	33-639	
Kit Includes:	Qty.	Part No.
OmniSeal™ PRO XL Compression Tool	1	30-793
Data T®-Cutter	1	45-074
PrepPRO® Cable Stripper	1	45-605
3GHz F-81 Splice Adapters	3	85-340
BNC Adapters	3	85-075
RG-59 InSITE® BNC Compression Connectors	10	89-047
RG-6 InSITE® BNC Compression Connectors	5	89-048
RG-59 Plenum InSITE® BNC Compression Connectors	5	89-049
RTQ™ XR™ RG-6 F Compression Connectors	25	92-650
RG-6 90° F Compression Connectors	3	92-691

Economy Compression Kit

- Starter kit includes the tools and connectors to cut, strip and terminate coax cables.
- For use with F Connectors



Description	Part No.	
Economy Compression Kit	33-620	
Kit Includes:	Qty.	Part No.
LinearX®3 Compression Tool	1	33-632
Data T®-Cutter	1	45-074
PrepPRO® Coax (59/6/6Q)/UTP Cable Stripper	1	45-605
RG-59 RTQ™ Compression Connectors	10	92-610
RG-6 RTQ™ XR™ Compression Connectors	30	92-650

Technician's Service Kit

- Kit includes tools to install twisted pair cable on blocks and data jacks.



Description	Part No.	
Technician's Service Kit	33-505	
Kit Includes:	Qty.	Part No.
Electrician's Scissors w/Stripping Notches	1	35-088
Probe Pic & Spudger	1	35-473
Punchmaster™ Punchdown Tool w/110 & 66 Blades	1	35-485
7-in-1 Twist-a-Nut™ Screwdriver/Nutdriver	1	35-908
UTP/STP Stripper	1	45-165
Nylon case	1	62-205

RJ-45/11 Four, Six & Eight-Position Combination TelCom Termination Kit

- TelCom Kit is designed for the user who will terminate RJ-11 and RJ-45 twisted pair cables.



Description	Part No.	
TelCom Termination Kit	33-704	
Kit Includes:	Qty.	Part No.
Telemaster™ for RJ-11/RJ-45 Plugs	1	30-496
6P4C RJ-11 Modular Plugs	15	85-344
6P6C RJ-11 Modular Plugs	15	85-345
8P8C RJ-45 CAT 5e Modular Plugs	15	85-346

RJ-45 Termination Kit

- Suited for the user who will cut and terminate RJ-45 Modular Plugs.



Description	Part No.	
RJ-45 Termination Kit	33-750	
Kit Includes:	Qty.	Part No.
Telemaster™ for RJ-11/RJ-45 Plugs	1	30-496
UTP/Coax Stripper	1	45-165
8-Position RJ-45 CAT5e Modular Plugs	50	85-346

Telemaster™ Crimp Kit



Description	Part No.	
Telemaster™ Crimp Kit	33-700	
Includes:	Qty.	Part No.
Telemaster™ for RJ-11 (1, 2, 3 pair) and RJ-45 Plugs	1	30-496
6-Position, 4-Contact RJ-11 Modular Plugs	10	85-344
6-Position RJ-11 Modular Plugs	10	85-345
CAT 5e 8-Position, 8-Contact RJ-45 Modular Plugs	10	85-346

PRO Network/Telco Installer Kit

- Kit allows user to terminate modular plugs as well as data blocks or jacks.



Description	Part No.	
PRO Network/Telco Installer Kit	33-506	
Includes:	Qty.	Part No.
Ratchet Telemaster™	1	30-696
Electrician's Scissors w/Stripper Notches	1	35-088
Probe Pic and Spudger	1	35-473
Punchmaster™ II w/110 & 66 Blades	1	35-485
Mechanic's Bag	1	35-535
UTP/STP Stripper	1	45-165
6-Position RJ-11 Modular Plugs	10	85-345
8-Position CAT5e RJ-45 Modular Plugs	50	85-396

MiniLite-Strip™ Optical Fiber Stripper



- Small strip notch engineered and precision-ground to strip 900 micron or 250 micron buffer coatings from 125 or 140 micron fiber
- Larger round strip notch machined to remove the 3mm outer jacket
- Strip notches pre-set and locked, no field adjustment necessary

Description	Part No.
MiniLite-Strip™ Optical Fiber Stripper	45-352

Serrated Kevlar® Cutter



- Superior quality high-carbon stainless steel with molybdenum and vanadium provides hard, razor-sharp edges
- Breaker notch cuts jacket and breaks fiberglass in one step
- Textured cushioned-grip handles
- Designed to cut up to 3mm fiber cables

Description	Part No.
Serrated Cutter w/Breaker Notch (U.S. Patent 7,017,462,B2)	45-344

Note: Kevlar® is a registered trademark of E. I. du Pont de Nemours and Company.

Stripmaster® Ribbon Fiber Jacket Stripper




- Removes jacket from Ribbon Fiber without damage to the Kevlar® strength member of the Ribbon Fiber

Description	Part No.
Stripmaster® Wire Stripper Frame only	L-5620
Blade-set for use with Corning® Plenum and Riser Ribbon Fiber Cable	LB-1152
Blade-set for use with Corning® "Fanout" Ribbon Cable	LB-1153

Note: Kevlar® is a registered trademark of E. I. du Pont de Nemours and Company. Corning® is a registered trademark of Corning, Inc. Frame and blade set sold separately.

DualScribe™ Double-Ended Fiber Optic Scribes



- Three professional quality blade styles to choose from to meet your specific needs - Ruby, Sapphire, Carbide
- 30° single bevel - DualScribe™ reversible blade doubles tool life
- Soft non-slip grip provides precise control during scribing
- Clear safety cap protects the blades from damage when not in use

Description	Part No.
Ruby Blade Fiber Optic Scribe (Red Handle)	45-357
Sapphire Blade Fiber Optic Scribe (Blue Handle)	45-358
Carbide Blade Fiber Optic Scribe (Black Handle)	45-359

ALPHABETICAL INDEX

Item	Page	Item	Page	Item	Page	Item	Page
3-Phase Testers	D-34 thru D-35	C		E		I	
7-in-1 Stripper	B-20	Cell Phone Holder	B-52	Electrical Tape	B-74 thru B-77	Identification Ties	B-87
A		Chain Switches	B-92	Contractor	B-75	In-Sure® Push-In	
Accessories		Chip Collector	B-62	General Purpose	B-76	Lever Wire Connectors	A-14
Fish Tape	B-6	Circuit Analyzer		Premium	B-75	Wire Connectors	A-15
Stripmaster®	C-6	SureTest™	D-10 thru D-12	Selection Guide	B-77	Inductive Clamp	
Test & Measurement	D-36	Circuit Breaker		Vinyl	B-75	SureTrace™	D-4, D-6
Tuff-Grip™ Pro	B-6	Finder	D-7 thru D-9	Electronics Screwdrivers	B-35	Infrared	
Adapters	E-7	Circuit Tester	D-28	Engraving Tool	B-26	Thermometers	D-32 thru D-33
Aluminum Benders	B-16	Circuit Tracer		ERGO-ELITE Wire Stripper	C-9	Installer Bits	B-73
Amplifier Probe & Tone		SureTrace™	D-3 thru D-6	F		Insulated	
Generator Kit	E-3	Clamp Meters	D-13 thru D-18	F-Connectors	E-7	Cable Cutter	B-42
Anchor Kits	B-90	Clamps, Cable	B-87	Feed-Thru Modular		Hand Tools	B-40 thru B-45
Application Engineering		ClearGlide® Wire Pulling		Plugs	E-9, E-10	Knife	B-42
Form	C-16	Lubricant	B-9	Fiber Optic Scribes	D-17	Nut Driver	B-43
Application Guide		Coax Strip & Crimp Tool	B-20	Fiberglass Fish Tapes	B-5	Pliers	B-42
MIL-SPEC	C-10 thru C-12	Coax Wire Stripper	C-6, E-12	Fish Tape		Screwdriver Sets	B-45
Aqua-Gel® CW Cable Pulling		Combo Head™ Bits	B-39	Accessories	B-6	Tool Kits	B-43 thru B-44
Lubricant	B-10	Compression		Leader	B-6	Wire Stripper	B-19, B-42
Aqua-Gel® II Cable Pulling		Connectors	E-4 thru E-5	Repair Kits	B-6	Insulating Wrap	B-78
Lubricant	B-10	Kit	D-15	Replacement Kits	B-6	Insulation Connectors	A-36
Aqua-Gel® IIP Cable Pulling		Compression Tools		Swivel Ball	B-6	Insulation Displacement	
Lubricant	B-10	LinearX®3	E-4	Fish Tapes	B-3 thru B-6	Connectors	E-11
ArmourBand™ Insulating		OmniSeal™ PRO XL	E-4	Blued-Steel™	B-4	Insulation Meter	D-34 thru D-35
Wrap	B-78	Conduit		Fiberglass	B-5	Insulation Tester	D-34 thru D-35
Auger Bits	B-70	Benders	B-15 thru B-16	Gold-Fish®	B-5	Insulators	A-2
Awl	B-35	Markers	B-108	S-Class® Fiber Glass	B-5	J	
B		Measuring Tape	B-12, B-13	Stainless Steel	B-4	Jab Saw	B-24
B-CAP® Wire Connectors	A-10	Connector Installation Tool	E-7	Volt-Guard	B-5	K	
B-TWIST™ Wire Connectors	A-10	Connectors		Zoom™	B-4	Keystone Screwdrivers	B-33
Backpacks	B-48 thru B-49	Compression	E-4 thru E-5	Fishing Poles	B-7	Kinetic® Wire Strippers	B-18
Bags, Large Mouth	B-49, B-53	Crimp	A-21, E-7	Flexible Drill Bits	B-73	Kits	
Barricade Tapes	B-80	Insulation	A-36	Foam Carriers	B-14	Amplifier Probe & Tone	
Barrier Strips	A-35	Insulation Displacement	E-11	Folding Saw	B-24	Generator	E-3
Battery Pack		Snap-In	B-90	Forged Heavy-Duty		Cable Splicing	E-13
SureTrace™	D-4, D-6	Continuity Tester	D-25	Wire Strippers	B-19	Compression	D-15
Belt, Tool	B-50, B-52, B-54	Contractor Electrical Tape	B-75	Fork Meters	D-13 thru D-18	Crimp	D-16
BenderBoot™	B-16	Corrosion Protection Tape	B-76	Fuse Pullers	B-46	Crimp & Compression	D-14
Benders		Cradle	D-4, D-6	Fuses	D-36	Crimp Tool	E-8
Aluminum	B-16	Crimp & Compression Kit	D-14	G		Network Installer	D-16
Ductile Iron	B-16	Crimp Connectors	A-21, E-7	General Purpose Tape	B-76	Network Service	D-14
Bi-Metal Hole		Crimp Kit	D-16	Gold-Fish® Fish Tapes	B-5	RJ-45 Installation	D-15
Saws	B-67 thru B-68	Crimp Terminals	A-29 thru A-32	Greenie® Grounding		Technician's Service	D-16
Bits		Crimp Tool	A-21, E-7	Connector	A-6, A-20	Telephone Repair	E-11
Drill	B-73	Crimp Tool Kit	E-8	Gripper Pads	C-8	Termination	D-16
Installer	B-73	Crimp Tool, Coax	B-20	Grommets	B-90	Anchor	B-90
Blades		Crimp Tools	B-26	Ground Resistance		DataCom	D-14 thru D-16
Hacksaw	B-24	Crimp Tools, Crimpmaster®	E-6	Tester	D-34 thru D-35	Heat Shrink	B-94
Stripmaster®	C-6	Crimpmaster® Crimp Tool	E-6	Grounding		Insulated Tool	B-43 thru B-44
Blued-Steel™ Fish Tapes	B-4	Crimpmaster® Die Sets	E-6	Connectors	A-20	Lockout/Tagout	B-100 thru B-102
Breaker		Cushioned-Grip		Products	A-18 thru A-20	Safety	B-99
Lockouts	B-104 thru B-105	Screwdrivers	B-33 thru B-35	Screws	A-20	SureTrace™ Circuit Tracer	D-4
Buchanan Streetlight		Custom Stripmaster® Wire		Tails	A-19	Test-Tone-Trace	E-3
Kits	A-27 thru A-28	Strippers	C-7 thru C-8	H		Tool	B-55 thru B-59
Bushings	B-90	Cutter		Hacksaws	B-24	Knife, Insulated	B-42
C		Cable	B-26, B-27, B-28	Hammer	B-25	Knives	B-24, B-25
Cabinet Screwdrivers	B-33	Serrated	D-17	Hammer Holder	B-52	L	
Cable Clamps	B-87	D		Hand Tool Tether	B-24	Large Mouth Bags	B-49, B-53
Cable Cutters, Insulated	B-42	Data T®-Cutter	E-13	Hand Tools	B-17 thru B-37	Leather Tool	
Cable Cutters	B-23, B-26, B-27, B-28	Data T®-Cutter Wire Cutter	B-20	Insulated	B-40 thru B-45	Carriers	B-53, B-54
Cable Lockouts	B-106	DataCom Kits	D-14 thru D-16	Hasps	B-107	Pouches	B-53, B-54
Cable Pulling Lubricant	B-10	DEADEYE™ Hole		Heat Shrink		Levels	B-25
Cable Ripper	B-20	Cutters	B-61 thru B-62	Kits	B-94	Lever Connectors	A-14
Cable Splicing Kit	E-13	Diagonal Cutting Pliers	B-22	Tubing	B-93 thru B-97	Lever Switches	B-92
Cable Stackers	B-89	Die Sets, Crimpmaster®	E-6	Hex-Key Sets	B-24	Lil' Ripper Stripper	B-19
Cable Stripper, Ringer™		Digital Light		Holder		Line Packages	B-14
Shielded	C-13	Meter	D-34 thru D-35	Cell Phone	B-52	LinearX®3 Compression Tool	E-4
Cable Tester, VDV	E-3	Digital		Drill	B-52	Linerless Rubber Tape	B-76
Cable Tie Installation Tools	B-87	Multimeters	D-19 thru D-22	Hammer	B-52	Linesman Pliers	B-22
Cable Ties	B-82 thru B-85	Disconnects	A-31 thru A-32	Hole Cutters		Load Center	B-88
Cable Tool, Round	E-12	Door Switch	B-92	DEADEYE™	B-61 thru B-62	Lock Box	B-103
Camo Pouches	B-50	Double-Ended Bits	B-39	TKO™	B-63 thru B-64	Lock Labels	B-107
Can Light Hole Saw	B-73	Drill Bits	B-73	Hole Saws		Lockout	
Carriers, Tools	B-47 thru B-54	Drill Holder	B-52	Bi-Metal	B-67 thru B-68	Signs	B-108
Carrying Cases	D-38	Drill Taps	B-66	Can Light	B-73	Stations	B-103
Cases, Insulated Tools	B-43	Duct Seal	B-80	Multi-Purpose	B-69	Systems	B-105
CAT5e Modular Plugs	E-9, E-10	Ductile Iron Benders	B-16	I		Tags	B-107
CAT6 Modular Plugs	E-9, E-10			Identification Ties	B-87		
CAT6A Modular Plugs	E-9, E-10			In-Sure® Push-In			

ALPHABETICAL INDEX

Item **Page**

L

Lockout/Tagout B-98 thru B-106
 Kits..... B-100 thru B-102
 Lockouts
 Breaker..... B-104 thru B-105
 Cable..... B-106
 Hasp..... B-107
 Plug..... B-105
 Switch..... B-106
 Valve..... B-106
 Long-Nose Pliers..... B-22
 Lubricants
 Aqua-Gel® CW..... B-10
 Aqua-Gel® II..... B-10
 Aqua-Gel® IIP..... B-10
 Cable Pulling..... B-10
 ClearGlide®..... B-9
 Velocity™..... B-11
 Yellow 77®..... B-9
 Yellow 77® Plus..... B-9
 Wire Pulling..... B-8 thru B-11
 Luminaire Disconnects..... A-16
 thru A-17

M

Magnetic
 Bit Holder..... B-39
 Nut Setter..... B-39
 Marker
 Booklets..... B-88
 Cards..... B-88
 Voltage & Conduit..... B-108
 Marking Pen..... B-88
 Mastic Pads..... B-76
 MC-PCS Wire Connectors..... A-14
 Measuring Pull Tape..... B-12
 Measuring Tapes..... B-25
 Meters
 Digital Light..... D-34 thru D-35
 Insulation..... D-34 thru D-35
 Clamp..... D-13 thru D-18
 Fork..... D-13 thru D-18
 TightSight®..... D-16 thru D-18
 MIL-SPEC Application
 Guide..... C-10 thru C-12
 Modular Plug Tool..... E-8
 Modular Plugs..... E-8, E-9, E-10
 Mounting
 Bases..... B-86
 Pads..... B-86
 Multi-Bit Screwdrivers..... B-30
 Multi-Crimp Strip Tool..... B-19
 Multi-Crimp Tool..... B-23
 Multi-Purpose Towels..... B-26
 Multimeters, Digital..... D-19
 thru D-22

N

Network
 Installer Kit..... D-16
 Service Kit..... D-14
 NM Cable Wire Stripper..... B-19
 Noalox® Anti-Oxidant..... B-11
 Non-Contact Voltage Testers D-29
 thru D-31
 Nut Driver, Insulated..... B-43
 Nut Drivers..... B-36
 Nut Setter..... B-39

O

Off-Set Screwdriver..... B-35
 Omega Wire Stripper..... C-12
 OmniSeal™ PRO XL
 Compression Tool..... E-4
 Optic Scribes..... D-17
 Optical Fiber Stripper..... D-17

P

Padlocks..... B-107
 Pen..... B-88

Item **Page**

P

Phillips
 Bits..... B-39
 Screwdrivers..... B-33
 Pliers..... B-21 thru B-23
 Insulated..... B-42
 Slip-Joint..... B-23
 Plug Lockouts..... B-105
 Pneumatic Wire Strippers..... C-15
 Poles, Fishing..... B-7
 Pouches
 Camo..... B-50
 Service..... B-49
 Supply..... B-49
 Tool..... B-50, B-52, B-53
 B-47 thru B-54
 Zipper..... B-50
 Power Tool
 Accessories..... B-60 thru B-73
 PowerBlade™ Cable Cutter..... B-26
 PowerPlug® Luminaire
 Disconnects..... A-16 thru A-17
 Powr-Fish® Pull Line..... B-13
 Premium
 Electrical Tape..... B-75
 Tool Carrier..... B-49
 Tool Pouch..... B-49
 PrepPRO® Coax/UTP Cable
 Stripper..... E-12
 Pro-Pull™
 Conduit Measuring Tape B-12
 Measuring Pull Tape..... B-12
 Rope..... B-14
 Pull Line..... B-13
 Pull Tape, Measuring..... B-12
 Pulling Supplies..... B-12 thru B-14
 Punchdown Tool..... E-8
 Push-In Wire
 Connectors..... A-13 thru A-15

Q

Quick Change Step Bits..... B-65
 Quick-Change Screwdriver B-77

R

Receiver, SureTrace™..... D-4, D-5
 Receptacle Testers, D-26 thru D-28
 Recip Blades..... B-71 thru B-72
 Reflex™ Wire Stripper..... B-18
 Repair Kits, Fish Tape..... B-6
 Replacement Kits, Fish Tape... B-6
 Replacement Parts
 Test & Measurement..... D-39
 Custom Stripmaster®..... C-8
 Stripmaster®..... C-6
 Ribbon Fiber Stripper..... D-17
 Ring Terminals..... A-30
 Ringer® Stripper..... E-12
 Ringer™ Shielded Cable
 Stripper..... C-13
 Ringing Tool..... B-20
 RJ-45 Installation Kit..... D-15
 Rocker Switches..... B-92
 Rope..... B-14
 Rotating Screwdriver..... B-35
 Round Cable Slitting Tool..... B-20
 Round Cable Tool..... E-12
 Rubber Mastic Tape..... B-76

S

S-Class® Fiberglass Fish Tapes.. B-5
 Safety
 Kits..... B-99
 Signs..... B-108
 Saw
 Folding..... B-24
 Jab..... B-24

Item **Page**

S

Scissors..... E-13
 Screwdrivers..... B-29 thru B-35
 Bits..... B-38 thru B-39
 Cabinet..... B-33
 Electronics..... B-35
 Keystone..... B-33
 Multi-Bit..... B-30
 Off-Set..... B-35
 Phillips..... B-33
 Quick-Change..... B-37
 Rotating..... B-35
 Sets..... B-34
 Sets, Insulated..... B-45
 Square..... B-33
 Torque..... B-37
 Twist-a-Nut™..... B-31 thru B-32
 Selection Charts
 Test Leads..... D-37
 Electrical Tape..... B-77
 Serrated Cutter..... D-17
 Service Pouch..... B-49
 Set Screw Wire Connectors A-22
 Sets, Screwdriver..... B-34
 Shims..... B-90
 Shoulder Straps..... B-54
 Signs..... B-108
 Slip-Joint Pliers..... B-23
 Slotted Bits..... B-39
 Snap-in Connector..... B-90
 Socket..... A-12
 Socket Adapter..... B-39
 Spacer Shims..... B-90
 Spade Bits..... B-73
 Spade Terminals..... A-30
 Specialty Testers... D-34 thru D-35
 Spin-Twist® Wire Connector
 Socket..... A-11
 Spiral Flute Step Bits..... B-65
 Splice Cap Insulators..... A-21
 SpliceLine® In-Line Wire
 Connectors..... A-15
 Splices..... A-32
 Splitters..... E-13
 Square
 Bits..... B-39
 Screwdrivers..... B-33
 Stainless Steel Fish Tapes..... B-4
 Staples..... B-89
 Step Bits..... B-65
 Straight Flute Step Bits..... B-65
 Strain Relieve Boots..... E-9, E-10
 Street Light Kits..... A-23 thru A-28
 Buchanan..... A-27 thru A-28
 Stripmaster®
 Lite Wire Strippers C-5 thru C-6
 Model 950 Wire Stripper C-14
 Wire Strippers..... C-4 thru C-11
 Stripper
 7-in-1..... B-20
 Coax..... E-12
 Optical Fiber..... D-17
 Ribbon Fiber..... D-17
 Ringer®..... E-12
 Underground Feeder
 Cable..... B-20
 V-Notch..... B-19
 Supply Pouch..... B-49
 SureTest™ Circuit
 Analyzer..... D-10 thru D-12
 SureTrace™
 Battery Pack..... D-4, D-6
 Circuit Tracer..... D-3 thru D-6
 Circuit Tracer Kits..... D-4
 Inductive Clamp..... D-4, D-6
 Receiver..... D-4, D-5
 Transmitter..... D-4, D-6
 Suspenders..... B-52
 Switch Lockouts..... B-106
 Switches..... B-91 thru B-92

Item **Page**

T

T®-Cutter Lite Wire Cutter..... C-12
 T®-Cutter Wire Cutter..... B-20
 T®-Stripper Wire Stripper..... B-18
 Tapes
 Corrosion Protection..... B-76
 Electrical..... B-74 thru B-77
 Linerless Rubber..... B-76
 Rubber Mastic..... B-76
 Barricade..... B-80
 Fish..... B-3 thru B-6
 Measuring..... B-25
 Underground..... B-79
 Technician's Service Kit..... D-16
 Telephone Repair Kit..... E-11
 Terminal Strips..... A-33 thru A-34
 Terminals
 Crimp..... A-29 thru A-32
 Ring..... A-30
 Spade..... A-30
 Termination Kit..... D-16
 Terminators..... E-7
 Test & Measurement
 Accessories..... D-36
 Replacement Parts Selection
 Guide..... D-39
 Test Lead Selection Chart..... D-37
 Test Leads..... D-36
 Test-Tone-Trace Kit..... E-3
 Testers
 Ground Resistance... D-34 thru
 D-35
 Insulation..... D-34 thru D-35
 3-Phase..... D-34 thru D-35
 Circuit..... D-28
 Continuity..... D-25
 Non-Contact
 Voltage..... D-29 thru D-31
 Receptacle..... D-26 thru D-28
 Specialty..... D-34 thru D-35
 Voltage..... D-23 thru D-25
 Tether..... B-24
 Thermocouple..... D-36
 Thermometers, Infrared D-32 thru
 D-33
 TightSight® Clamp Meters.... D-16
 thru D-18
 Tin Snips..... B-26
 TKO™ Hole Cutters B-63 thru B-64
 Toggle Switches... B-91 thru B-92
 Tone Generator..... E-3
 Tongue & Groove Pliers..... B-22
 Tool Belt..... B-50, B-52, B-54
 Tool Belt Bundle.... B-51 thru B-52
 Tool Carriers..... B-47 thru B-54
 Leather..... B-53, B-54
 Premium..... B-49
 Tool Kits..... B-55 thru B-59
 Tool Pouches..... B-50, B-52, B-53
 Premium..... B-49
 Tool Pouches... B-47 thru B-54
 Leather..... B-53, B-54
 Tools
 Crimp..... E-8, E-9
 Engraving..... B-26
 Modular Plug..... E-8
 Punchdown..... E-8
 Cable Tie Installation..... B-87
 Crimp..... B-26, E-7
 Hand..... B-17 thru B-37
 Torque Screwdrivers..... B-37
 Torx® Bits..... B-39
 TRACETone® Tone Generator... E-3
 Transmitter, SureTrace™ D-4, D-6
 Tri-Bore™ Multi-Purpose Hole
 Saws..... B-69
 Tuff-Grip™ Pro Accessories..... B-6
 Tuff-Rod™ Fishing Poles..... B-7
 Tuff-Tote™ Tool
 Carriers..... B-52 thru B-54

ALPHABETICAL INDEX

Item	Page
T	
Twist-a-Nut™ Screwdrivers....	B-31
thru B-32	
Twist-On Wire Connectors	A-3 thru A-12
Twister®	
Al/Cu Wire Connectors.....	A-9
Pro Wire Connectors.....	A-7
ProFLEX™ Mini Wire	
Connectors.....	A-7
ProFLEX™ Wire Connectors.....	A-7
Wire Connectors.....	A-7
U	
Underground	
Feeder Cable Stripper	B-20
Tapes	B-79
Wire Connectors.....	A-8
V	
V-Notch	
Stripper.....	B-19
Wire Cutter	C-12
Valu-Line™ Pull Line	B-13
Valve Lockouts	B-106
VDV Cable Tester	E-3
Velocity™ Wire Pulling	
Lubricant	B-11
Vinyl Electrical Tape	B-75

Item	Page
V	
Volt-Guard Fish Tapes.....	B-5
Voltage	
Indicator.....	D-25
Markers	B-108
Testers	D-23 thru D-25
Testers, Non-Contact.....	D-29
thru D-31	
W	
WeatherProof Wire	
Connectors	A-8
Wing-Nut® Wire Connectors	A-6
WingTwist® Wire Connectors	A-11
Wire Connectors	
B-CAP®.....	A-10
B-TWIST™.....	A-10
Greenie® Grounding	A-6, A-20
Lever.....	A-14
MC-PCS.....	A-14
Push-In	A-13 thru A-15
Set Screw	A-22
SpliceLine®.....	A-15
Twist-On.....	A-3 thru A-12
Twister®.....	A-7
Twister® Al/Cu.....	A-9
Twister® Pro.....	A-7
Twister® ProFLEX™.....	A-7
Twister® ProFLEX™ Mini.....	A-7

Item	Page
W	
Wire Connectors	
UnderGround.....	A-8
WeatherProof.....	A-8
Wing-Nut®.....	A-6
WingTwist®.....	A-11
Wire-Nut®.....	A-5
WireTwist®.....	A-11
Wire Cutters.....	B-20
Data T®-Cutter.....	B-20
T®-Cutter Lite.....	C-12
V-Notch.....	C-12
Wire Fishing.....	B-3 thru B-7
Wire Management, B-81 thru B-90	
Wire Marker Booklets.....	B-88
Wire Pulling	
Lubricants.....	B-8 thru B-11
Wire Strippers.....	B-17 thru B-19
Coax	C-6
Custom Stripmaster®.....	C-7
thru C-8	
Ergo-Elite.....	C-9
Forged.....	B-19
Insulated.....	B-19, B-42
Kinetic®.....	B-18
NM Cable.....	B-19
Omega.....	C-12
Pneumatic.....	C-15
Reflex™.....	B-18

Item	Page
W	
Wire Strippers	
Stainless Steel	B-18
Stripmaster®	C-4 thru C-11
Stripmaster® Lite.....	C-5 thru C-6
Stripmaster® Model 950.....	C-14
T®-Stripper.....	B-18
Wire Stripping Basics	C-3
Wire-Nut® Wire Connectors	A-5
WireTwist® Wire Connectors	A-11
Wrenches	B-23
Y	
Yellow 77® Plus Wire Pulling	
Lubricant	B-9
Yellow 77® Wire Pulling	
Lubricant	B-9
Z	
Zipper Pouches.....	B-50
Zoom™ Fish Tapes.....	B-4

NUMERICAL INDEX

Item	Page
10-398	B-54
10-466	B-54
11-113	B-26
11-200	B-26
11-201	B-26
172451L.....	B-90
20-LC	A-28
20-LC-U	A-28
2006S	A-21
2006SB	A-21
2007	A-21
2007B	A-21
2011S	A-21
2011SB	A-21
2014	A-21
2014B	A-21
20U	A-28
30-024	B-11
30-026	B-11
30-030	B-11
30-031	B-11
30-032	B-11
30-040	B-11
30-059	A-5
30-065	A-9
30-071	A-5
30-072	A-5
30-073	A-5
30-073J	A-5
30-074	A-5
30-074J	A-5
30-076	A-5
30-076J	A-5
30-082	A-17
30-083	A-17
30-087J	A-15
30-088J	A-15
30-090J	A-15
30-092	A-6, A-20
30-092J	A-6, A-20
30-102	A-17
30-1032	A-15
30-1032J	A-15
30-1033	A-15
30-1033J	A-15
30-1034	A-15

Item	Page
30-1034J	A-15
30-1039	A-15
30-1039J	A-15
30-103X	A-17
30-1042	A-15
30-1042J	A-15
30-1066	A-8
30-1160	A-8
30-1161	A-8
30-1162	A-8
30-1163	A-8
30-1216	B-11
30-1260	A-8
30-1261J	A-8
30-1262J	A-8
30-1263J	A-8
30-1264	A-8
30-1342S	A-15
30-1361	A-8
30-1362	A-8
30-1363	A-8
30-144	A-7
30-146	A-22
30-148	A-22
30-151	A-5
30-1632	A-15
30-1633	A-15
30-1634	A-15
30-1642	A-15
30-165	A-9
30-171	A-5
30-172	A-5
30-173	A-5
30-2091	A-12
30-210	A-22
30-211	A-22
30-222	A-22
30-2255	A-17
30-2257	A-17
30-244J	A-7
30-245	A-22
30-249	A-22
30-251	A-5
30-252	A-5
30-259	A-5
30-265	A-9

Item	Page
30-271	A-5
30-272	A-5
30-273	A-5
30-274	A-5
30-276	A-5
30-292	A-6
30-2C112	A-25
30-310	A-22
30-311	A-22
30-3183	A-19
30-3184	A-19
30-3194	A-20
30-3201	A-19
30-322	A-22
30-3284	A-19
30-3285	A-19
30-3286	A-19
30-3287	A-19
30-3288	A-19
30-3289	A-19
30-330	B-32
30-331	B-32
30-3311	A-19
30-333	B-32
30-3385	A-19
30-3390	A-19
30-3392	A-19
30-3394	A-19
30-3396	A-19
30-3399	A-19
30-3402	A-19
30-3404	A-19
30-341	A-7
30-3410	A-19
30-3413	A-19
30-341J	A-7
30-342	A-7
30-3429	B-23
30-3430	B-22
30-3470	A-20
30-3471	A-20
30-3480	A-19
30-3496	A-19
30-352J	A-17
30-353KJ	A-17
30-3570	A-20

Item	Page
30-3571	A-20
30-3580	A-19
30-3594	A-20
30-3627	A-5
30-3628	A-5
30-365	A-9
30-372	A-17
30-382J	A-17
30-383X	A-17
30-410	A-21
30-411	A-21
30-412	A-21
30-428	B-19
30-429	B-23
30-430	B-22
30-433	B-20
30-445	A-21
30-447	A-21
30-451	A-6
30-451J	A-6
30-452	A-6
30-452J	A-6
30-454	A-6
30-510	A-21
30-511	A-21
30-512	A-21
30-515	A-21
30-517	A-21
30-6064	A-8
30-610	A-21
30-6162	A-8
30-641	A-7
30-642	A-7
30-644J	A-7
30-645	A-22
30-646	A-22
30-648	A-22
30-649	A-22
30-651	A-6
30-651J	A-6
30-652	A-6
30-652J	A-6
30-654	A-6
30-673	A-5
30-674	A-5
30-682	A-17

NUMERICAL INDEX

Item	Page	Item	Page	Item	Page	Item	Page
30-682L	A-17	31-050	B-4	31-381	B-9	35-031B	B-28
30-683	A-17	31-051	B-4	31-385	B-9	35-032	B-28
30-687	A-15	31-052	B-4	31-3855	B-10	35-032B	B-28
30-688	A-15	31-055	B-4	31-388	B-9	35-033	B-28
30-690	A-15	31-056	B-4	31-391	B-9	35-033B	B-28
30-765	A-9	31-057	B-4	31-395	B-9	35-036	B-22
30-803	A-5	31-058	B-4	31-398	B-9	35-038	B-22
30-841	A-7	31-059	B-4	31-421	B-10	35-046	E-7
30-842	A-7	31-060	B-5	31-425	B-10	35-052	B-23
30-849	A-22	31-061	B-5	31-435	B-10	35-053	B-28
30-851	A-6	31-062	B-5	31-466	B-14	35-056	B-28
30-852	A-6	31-063	B-5	31-467	B-14	35-057	B-28
30-872	A-5	31-064	B-5	31-468	B-14	35-075	B-32
30-873	A-5	31-065	B-5	31-469	B-14	35-076	B-27
30-902	A-12	31-066	B-4	31-470	B-14	35-078	B-27
30-9429	B-42	31-067	B-4	31-472	B-14	35-083	B-32
30-9430	B-42	31-074	B-4	31-473	B-14	35-088	E-13
30-944	A-7	31-085	B-6	31-475	B-14	35-093	E-13
30-B2216	A-25	31-086	B-5	31-476	B-14	35-096	B-32
30-C1212D	A-25	31-087	B-5	31-477	B-14	35-097	B-32
30-C1212N	A-25	31-088	B-5	31-479	B-14	35-098	B-32
30-C1212P	A-25	31-090	B-4	31-480	B-14	35-100	B-23
30-C1216	A-25	31-091	B-4	31-481	B-14	35-102	B-23
30-C1216D	A-25	31-092	B-4	31-541	B-6	35-1091	E-13
30-C1216N	A-25	31-093	B-4	31-542	B-5	35-1298	B-34
30-C1216P	A-25	31-094	B-6	31-544	B-5	35-1299	B-36
30-C1222	A-25	31-096	B-4	31-552	B-5	35-1300	B-34
30-C1222N	A-26	31-141	B-5	31-554	B-5	35-1301	B-34
30-C1226	A-25	31-144	B-5	31-601	B-80	35-1302	B-36
30-C1226N	A-26	31-148	B-6	31-605	B-80	35-146	B-24
30-C1616	A-25	31-150	B-5	31-611	B-7	35-147	B-24
30-C1616D	A-25	31-152	B-5	31-612	B-7	35-150	B-33
30-C1616N	A-25	31-155	B-5	31-631	B-7	35-151	B-33
30-C1616P	A-25	31-156	B-6	31-633	B-7	35-152	B-33
30-C1622	A-25	31-158	B-6	31-643	B-7	35-154	B-33
30-C1622N	A-26	31-159	B-6	31-644	B-7	35-156	B-33
30-C1626	A-25	31-160	B-5	31-647	B-7	35-158	B-33
30-C1626N	A-26	31-162	B-5	31-648	B-7	35-161	B-33
30-C2012	A-25	31-164	B-6	31-651	B-7	35-164	B-33
30-C2012N	A-25	31-165	B-5	31-652	B-7	35-166	B-33
30-C2012T	A-25	31-166	B-6	31-839	B-14	35-168	B-33
30-C2016	A-25	31-186	B-5	31-840	B-14	35-183	B-33
30-C2016N	A-25	31-187	B-5	31-841	B-14	35-184	B-33
30-C2016T	A-25	31-189	B-5	31-844	B-14	35-186	B-33
30-C2022	A-26	31-190	B-5	31-845	B-14	35-188	B-33
30-C2022N	A-26	31-200	B-5	31-846	B-14	35-190	B-33
30-C2026	A-26	31-201	B-5	31-849	B-14	35-191	B-33
30-C2026N	A-26	31-202	B-5	31-850	B-14	35-193	B-33
30-C2216	A-25	31-203	B-6	31-851	B-14	35-194	B-33
30-C2216N	A-25	31-207	B-5	31-853	B-14	35-195	B-33
30-C2216T	A-25	31-208	B-5	31-854	B-14	35-196	B-33
30-C2222	A-26	31-2128	B-4	31-855	B-14	35-200	B-35
30-C2222N	A-26	31-2143	B-9	31-856	B-14	35-202	B-35
30-C2226	A-26	31-276	B-11	31-857	B-14	35-203	B-35
30-C2226N	A-26	31-277	B-11	33-410	E-14	35-204	B-33
30-C2616	A-25	31-278	B-11	33-505	E-16	35-205	B-25
30-C2616N	A-25	31-291	B-10	33-506	E-16	35-206	B-25
30-C2616T	A-25	31-295	B-10	33-620	E-15	35-207	B-25
30-C2626	A-26	31-298	B-10	33-622	E-14	35-208	B-25
30-C2626N	A-26	31-2982	B-4	33-632	E-4	35-210	B-25
30-HC2	A-26	31-316	B-14	33-639	E-15	35-219	B-35
30-HC6	A-26	31-317	B-14	33-700	E-8, E-16	35-238	B-25
30-HS2	A-26	31-318	B-14	33-704	E-16	35-242	B-25
30-S1212	A-25	31-319	B-14	33-706	E-14	35-260	B-24
30-S1212D	A-25	31-320	B-14	33-719	E-11	35-261	B-24
30-S1212N	A-25	31-321	B-14	33-750	E-16	35-262	B-24
30-S1212P	A-25	31-322	B-14	33-793	E-14	35-264	B-24
30-S1222	A-25	31-323	B-14	33-856	E-3	35-272	B-24
30-S1222N	A-26	31-324	B-14	33-864	E-3	35-274	B-24
30-S2212	A-25	31-325	B-14	33-866	E-3	35-275	B-24
30-S2212D	A-26	31-326	B-14	34-001	B-46	35-285	B-25
30-S2212N	A-25	31-327	B-14	34-002	B-46	35-287	B-25
30-S2212T	A-25	31-338	B-13	34-003	B-46	35-290	B-36
30-S2222	A-26	31-340	B-13	34-012	B-46	35-291	B-36
30-S2222D	A-26	31-344	B-13	34-015	B-46	35-292	B-36
30-S2222N	A-26	31-347	B-13	34-016	B-46	35-293	B-36
30-S2222P	A-26	31-348	B-13	35-001	B-26	35-294	B-36
31-004	B-4	31-351	B-9	35-019	B-23	35-295	B-36
31-010	B-4	31-355	B-9	35-020	B-23	35-296	B-36
31-012	B-4	31-358	B-9	35-021	B-23	35-297	B-34
31-033	B-4	31-365	B-9	35-022	B-23	35-298	B-34
31-035	B-4	31-371	B-10	35-028	B-22	35-299	B-36
31-036	B-4	31-375	B-10	35-029	B-22	35-300	B-24
31-038	B-4	31-378	B-10	35-031	B-28	35-301	B-24

NUMERICAL INDEX

Item	Page	Item	Page	Item	Page	Item	Page
35-3028	B-22	35-866	B-70	35-977	B-70	36-423	B-73
35-3029	B-22	35-868	B-70	35-978	B-70	36-432	B-73
35-3038	B-22	35-870	B-73	35-979	B-70	36-500	B-68
35-3052	B-23	35-871	B-73	35-988	B-31	36-501	B-68
35-311	B-53	35-872	B-73	35-995	B-54	36-502	B-68
35-312	B-54	35-892	B-70	36-043	B-72	36-511	B-67
35-316	B-54	35-893	B-70	36-044	B-72	36-512	B-67
35-325	B-53	35-896	B-70	36-046	B-72	36-513	B-67
35-338	B-54	35-897	B-70	36-048	B-72	36-514	B-67
35-3420	B-22	35-898	B-70	36-055	B-71	36-515	B-67
35-404	B-35	35-899	B-70	36-057	B-71	36-516	B-67
35-406	B-35	35-9029	B-42	36-058	B-71	36-517	B-67
35-407	E-8	35-9038	B-42	36-059	B-71	36-518	B-67
35-420	B-22	35-9052	B-42	36-060	B-71	36-520	B-67
35-426	B-22	35-908	B-31	36-065	B-71	36-521	B-67
35-440	B-22	35-910	B-31	36-066	B-71	36-522	B-67
35-473	E-8	35-9100	B-44	36-067	B-71	36-523	B-67
35-474	B-53	35-9101	B-44	36-071	B-72	36-524	B-67
35-478	E-8	35-9102	B-45	36-072	B-72	36-525	B-67
35-479	E-8	35-9103	B-45	36-073	B-72	36-526	B-67
35-485	E-8	35-9104	B-43	36-075	B-71	36-527	B-67
35-495	E-8	35-9108	B-44	36-086	B-71	36-528	B-67
35-497	E-8	35-911	B-31	36-087	B-71	36-529	B-67
35-505	B-53	35-912	B-31	36-088	B-71	36-530	B-67
35-511	B-65	35-913	B-31	36-090	B-71	36-531	B-67
35-512	B-65	35-914	B-31	36-095	B-71	36-532	B-67
35-513	B-65	35-9147	B-43	36-096	B-71	36-533	B-67
35-514	B-65	35-9148	B-43	36-1/4-20	B-66	36-534	B-67
35-515	B-65	35-9149	B-43	36-10/24	B-66	36-535	B-67
35-516	B-65	35-915	B-31	36-12/24	B-66	36-536	B-67
35-517	B-65	35-9150	B-43	36-240	B-35	36-537	B-67
35-521	B-65	35-9151	B-43	36-241	B-35	36-538	B-67
35-522	B-65	35-9166	B-43	36-242	B-35	36-539	B-67
35-523	B-65	35-9168	B-43	36-243	B-35	36-540	B-67
35-524	B-65	35-9169	B-43	36-244	B-35	36-541	B-67
35-5792	B-59	35-9193	B-43	36-245	B-35	36-542	B-67
35-5799	B-59	35-9194	B-43	36-246	B-35	36-543	B-67
35-5805	B-59	35-9196	B-43	36-248	B-35	36-544	B-67
35-598	B-73	35-922	B-32	36-249	B-35	36-545	B-67
35-599	B-73	35-923	B-32	36-300	B-63	36-546	B-67
35-655	B-53	35-926	B-32	36-301	B-63	36-547	B-67
35-688	B-31	35-927	B-32	36-302	B-63	36-548	B-67
35-690	B-33	35-9290	B-43	36-303	B-63, B-67	36-549	B-67
35-691	B-33	35-9291	B-43	36-304	B-63	36-550	B-67
35-692	B-33	35-9292	B-43	36-305	B-63, B-67	36-551	B-67
35-693	B-33	35-9293	B-43	36-306	B-63	36-552	B-67
35-694	B-33	35-9294	B-43	36-307	B-63	36-553	B-67
35-695	B-33	35-9295	B-43	36-308	B-63	36-554	B-67
35-726	B-70	35-9296	B-43	36-309	B-63	36-555	B-67
35-727	B-70	35-9297	B-43	36-310	B-63	36-556	B-67
35-728	B-70	35-9305	B-45	36-311	B-62, B-63	36-557	B-67
35-729	B-70	35-932	B-37	36-312	B-63	36-558	B-67
35-731	B-70	35-933	B-37	36-313	B-63	36-559	B-67
35-732	B-70	35-933STD	B-37	36-314	B-63	36-560	B-67
35-781	B-26	35-933TP	B-37	36-315	B-63	36-561	B-67
35-781	B-26	35-934	B-37	36-316	B-63	36-570	B-68
35-782	B-26	35-9340	B-42	36-317	B-63	36-571	B-68
35-784BLK	B-54	35-9350	B-43	36-318	B-63	36-572	B-68
35-790	B-58	35-9351	B-43	36-350	B-69	36-573	B-68
35-794	B-59	35-9352	B-43	36-351	B-69	36-574	B-68
35-800	B-57	35-940	B-30, B-31	36-352	B-69	36-575	B-68
35-808	B-58	35-941	B-30, B-31	36-353	B-69	36-576	B-68
35-809	B-57	35-942	B-30, B-31	36-354	B-69	36-577	B-68
35-810	B-70	35-9420	B-42	36-355	B-69	36-6/32	B-66
35-811	B-70	35-943	B-30, B-31	36-356	B-69	36-600	B-66
35-812	B-70	35-945	B-30	36-357	B-69	36-8/32	B-66
35-813	B-70	35-946	B-30	36-358	B-69	38-500	B-26
35-814	B-70	35-947	B-30	36-359	B-69	38-500BR	B-26
35-815	B-70	35-949	B-30	36-360	B-69	41-697	B-88
35-816	B-70	35-950	B-53	36-361	B-69	41-990	B-87
35-817	B-70	35-950BLK	B-53	36-362	B-69	41-995	B-87
35-819	B-70	35-953	B-30	36-363	B-69	42-001	B-80
35-820	B-70	35-954	B-30	36-364	B-69	42-002	B-80
35-821	B-70	35-965	B-54	36-365	B-69	42-003	B-80
35-822	B-70	35-969	B-54	36-366	B-69	42-012	B-80
35-823	B-70	35-9690	B-43	36-367	B-69	42-051	B-80
35-824	B-70	35-9691	B-43	36-368	B-69	42-052	B-80
35-825	B-70	35-9693	B-43	36-369	B-63	42-101	B-79
35-826	B-70	35-9695	B-43	36-413	B-73	42-102	B-79
35-827	B-70	35-971	B-70	36-415	B-73	42-103	B-79
35-828	B-70	35-972	B-70	36-417	B-73	42-104	B-79
35-829	B-70	35-975	B-53	36-419	B-73	42-151	B-79
35-862	B-70	35-975BLK	B-53	36-421	B-73	42-152	B-79
35-864	B-70	35-976	B-70	36-422	B-73	42-201	B-79

NUMERICAL INDEX

Item	Page	Item	Page	Item	Page	Item	Page
42-251	B-79	44-893	B-108	45-619	B-18	61-357	D-21 thru D-22
42-252	B-79	44-894	B-108	45-621	B-18	61-405	D-15, D-16, D-18
42-301	B-88	44-895	B-108	45-650	C-15	61-415	D-15, D-16, D-18
42-399	B-88	44-896	B-108	45-671	C-5	61-502	D-28
44-101	B-88	44-898	B-107	45-671-341	C-6	61-517	D-27 thru D-28
44-102	B-88	44-900	B-107	45-672	C-5	61-520	D-34 thru D-35
44-103	B-88	44-901	B-107	45-672-341	C-6	61-521	D-34 thru D-35
44-104	B-88	44-906	B-107	45-673	C-5	61-535	D-8 thru D-9
44-105	B-88	44-907	B-107	45-674	C-5	61-547	D-25
44-106	B-88	44-912	B-107	45-715	B-18, B-19	61-557	D-24 thru D-25
44-107	B-88	44-914	B-107	45-716	B-18	61-627	D-31
44-108	B-88	44-916	B-107	45-718	B-18, B-19	61-637	D-31
44-109	B-88	44-918	B-107	45-777	B-20	61-647	D-31
44-110	B-88	44-956	B-105	45-778	B-19	61-657	D-31
44-111	B-88	44-957	B-105	45-890	C-5	61-686	D-34 thru D-35
44-148	B-88	44-970	B-100	45-891	C-5	61-737	D-16, D-18
44-151	B-88	44-971	B-101	45-892	C-5	61-744	D-16, D-18
44-152	B-88	44-972	B-102	45-893	C-5	61-747	D-14, D-16 thru D-17
44-154	B-88	44-973	B-99, B-100	45-894	C-5	61-757	D-14, D-16 thru D-17
44-1791	B-107	44-974	B-102	45-895	C-5	61-765	D-16 thru D-17
44-1807	B-104	44-975	B-103	45-906	C-15	61-775	D-16 thru D-17
44-1809	B-104	44-979	B-101	45-9120	B-19, B-42	61-795	D-34 thru D-35
44-1810	B-104	44-990	B-106	45-915	B-18	61-796	D-34 thru D-35
44-1830	B-107	45-025	B-19	45-918	B-18	61-797	D-34 thru D-35
44-1833	B-107	45-074	B-20, E-13	46-007	B-94	61-827	D-33
44-289	B-108	45-089	C-6	46-310	B-95	61-847	D-33
44-292	B-108	45-090	C-5	46-313	B-95	61-920	D-34 thru D-35
44-295	B-108	45-090-341	C-5	46-316	B-95	61-955	D-4
44-296	B-108	45-091	C-5	46-318	B-95	61-957	D-4
44-298	B-108	45-092	C-5	46-319	B-95	61-959	D-4
44-299	B-108	45-092-341	C-5	46-321	B-95	62-140	E-3
44-314	B-108	45-093	C-5	46-322	B-95	62-160	E-3
44-353	B-108	45-095	C-6	46-324	B-95	62-164	E-3
44-355	B-108	45-096	C-5	46-325	B-95	62-200	E-3
44-358	B-108	45-097	C-5	46-327	B-95	65-0150	C-12, C-14
44-364	B-108	45-098	C-5	46-328	B-95	65-LC	A-28
44-410	B-108	45-098-341	C-5	46-330	B-95	65LC-U	A-28
44-753	B-88	45-099	C-5	46-343	B-96	65U A-28	
44-764	B-105	45-101	B-19	46-344	B-96	74-001	B-16
44-768	B-105	45-118SRS	B-20	46-346	B-96	74-002	B-16
44-769	B-105	45-119	B-18	46-347	B-96	74-003	B-16
44-772	B-106	45-120	B-18	46-348	B-96	74-006	B-16
44-778	B-103	45-120-341	B-18	46-350	B-96	74-019	B-16
44-782	B-105	45-121	B-18	46-351	B-96	74-020	B-16
44-783	B-104	45-123	B-20	46-352	B-96	74-021	B-16
44-785	B-104	45-124	B-18	46-354	B-96	74-026	B-16
44-786	B-104	45-125	B-18	46-356	B-96	74-027	B-16
44-789	B-106	45-125-341	B-18	46-357	B-96	74-028	B-16
44-790	B-107	45-128	B-20	46-358	B-96	74-031	B-16
44-791	B-107	45-129	B-20	46-369	B-96	74-032	B-16
44-792	B-105	45-144	E-12	46-371	B-96	74-034	B-16
44-793	B-105	45-162	E-12	46-372	B-96	74-037	B-16
44-800	B-107	45-163	E-12	46-381	B-97	74-046	B-16
44-801	B-107	45-164	E-12	46-382	B-97	74-047	B-16
44-804	B-103	45-165	E-12	46-383	B-97	74-126	B-16
44-806	B-103	45-2019	C-6, C-8	46-384	B-97	74-127	B-16
44-807	B-104	45-235	B-20	46-400	B-94	772271	B-90
44-808	B-106	45-247	B-19	46-401	B-94	772451	B-90
44-809	B-104	45-248	B-19	46-402	B-94	772453	B-90
44-810	B-104	45-249	B-19	46-403	B-94	774000	B-91
44-817	B-106	45-2530	C-15	46-404	B-94	774005	B-91
44-818	B-105	45-260	C-12	46-405	B-94	774008	B-91
44-819	B-105	45-262	C-6, E-12	46-410	B-94	774009	B-91
44-820	B-106	45-265	C-6, E-12	46-600	B-95	774010	B-91
44-821	B-106	45-292	C-5	46-601	B-95	774011	B-91
44-822	B-105	45-292-341	C-5	46-602	B-95	774013	B-91
44-823	B-104	45-344	E-17	46-603	B-95	774014	B-91
44-824	B-106	45-352	E-17	46-604	B-95	774016	B-91
44-825	B-106	45-353	C-12	46-605	B-95	774020	B-91
44-829	B-106	45-357	E-17	46-606	B-95	774026K	B-92
44-830	B-107	45-358	E-17	46-607	B-95	774035	B-92
44-832	B-107	45-359	E-17	46-608	B-95	774037	B-92
44-833	B-107	45-415	B-18	46-609	B-95	774040BK	B-92
44-841	B-108	45-416	B-18	46-610	B-95	774056	B-92
44-843	B-107	45-417	B-18	61-035	D-28	774113	B-90
44-846	B-106	45-418	B-18	61-051	D-28	774136	B-90
44-847	B-106	45-425-341	B-18	61-065	D-25	775101	B-88
44-848	B-107	45-520	E-12	61-070	D-36	775102	B-88
44-849	B-107	45-600	C-15	61-076	D-25	775103	B-88
44-877	B-108	45-605	E-12	61-164	D-10 thru D-12	775104	B-88
44-878	B-108	45-6051	E-12	61-179	D-38	78-0100	B-39
44-890	B-108	45-6052	E-12	61-327	D-21 thru D-22	78-0101	B-39
44-892	B-108	45-615	B-18	61-337	D-21 thru D-22	78-0102	B-39
44-892BK	B-108	45-618	B-18	61-347	D-21 thru D-22	78-0102-25	B-39

NUMERICAL INDEX

Item	Page	Item	Page	Item	Page	Item	Page
78-0103	B-39	83-0631	A-30	83-9791	A-31	89-047	E-5
78-0104-25	B-39	83-2121	A-30	83-9801	A-32	89-048	E-5
78-0105	B-39	83-2131	A-30	83-9911	A-31	89-049	E-5
78-0105-25	B-39	83-2141	A-30	83-9921	A-31	89-1047	E-5
78-0106	B-39	83-2151	A-30	83-9931	A-31	89-1544	E-5
78-0106-25	B-39	83-2221	A-30	83-9971	A-31	89-1545	E-5
78-0107	B-39	83-2231	A-30	83-9981	A-31	89-202	A-33
78-0108	B-39	83-2241	A-30	83-9991	A-31	89-203	A-33
78-0108-10	B-39	83-2251	A-30	83S-ADBI-C	A-28	89-204	A-33
78-0111	B-39	83-2331	A-30	83S-ADBI-LC	A-28	89-206	A-33
78-0111-10	B-39	83-2341	A-30	83S-EAFBI-C	A-28	89-208	A-33
78-0112	B-39	83-2351	A-30	83S-EAFBI-LC	A-28	89-210	A-33
78-0113	B-39	83-2361	A-30	84-018	E-7	89-211	E-5
78-0113-10	B-39	83-2371	A-30	84-0241	A-30	89-212	A-33
78-0114	B-39	83-3261	A-32	84-0341	A-30	89-224	A-34
78-0114-10	B-39	83-3271	A-32	84-2241	A-30	89-229	A-34
78-0200	B-39	83-3281	A-32	84-2341	A-30	89-230	A-34
78-0200-25	B-39	83-6111	A-30	84-3261	A-32	89-302	A-33
78-0201	B-39	83-6121	A-30	84-6171	A-30	89-304	A-33
78-0201-25	B-39	83-6131	A-30	84-7111	A-30	89-306	A-33
78-0202	B-39	83-6161	A-30	84-7161	A-30	89-308	A-33
78-0202-25	B-39	83-6171	A-30	84-7171	A-30	89-310	A-33
78-0203	B-39	83-6211	A-30	84-9021	A-32	89-312	A-33
78-0203-25	B-39	83-6221	A-30	84-9031	A-32	89-314	A-34
78-0205	B-39	83-6231	A-30	84-9081	A-32	89-317	A-34
78-0205-25	B-39	83-7011	A-30	84-9091	A-32	89-323	A-34
78-0206	B-39	83-7021	A-30	84-9281	A-32	89-324	A-34
78-0206-25	B-39	83-7031	A-30	84-9291	A-32	89-330	A-34
78-0209	B-39	83-7051	A-30	84-9301	A-32	89-402	A-34
78-0210	B-39	83-7061	A-30	84-9401	A-32	89-404	A-34
78-0211	B-39	83-7071	A-30	84-9581	A-31	89-406	A-34
78-0212	B-39	83-7081	A-30	84-9601	A-31	89-408	A-34
78-0213	B-39	83-7091	A-30	84-9771	A-31	89-410	A-34
78-0213-25	B-39	83-7101	A-30	84-9781	A-31	89-412	A-34
78-0214	B-39	83-7111	A-30	84-9791	A-31	89-414	A-34
78-0214-25	B-39	83-7121	A-30	84-9911	A-31	89-417	A-34
78-0215-25	B-39	83-7131	A-30	84-9921	A-31	89-423	A-34
78-0216-25	B-39	83-7151	A-30	84-9931	A-31	89-424	A-34
78-0217-25	B-39	83-7161	A-30	84S-ADBI	A-28	89-430	A-34
78-0218	B-39	83-7171	A-30	84S-EAFBI	A-28	89-504	A-34
78-0219	B-39	83-7201	A-30	85-017	E-7	89-5047	E-5
78-0219-25	B-39	83-7211	A-30	85-035	E-7	89-5048	E-5
78-0220	B-39	83-7221	A-30	85-036	E-7	89-505	A-34
78-0220-25	B-39	83-7231	A-30	85-037	E-7	89-506	A-34
78-0221	B-39	83-8001	A-32	85-039	E-7	89-507	A-34
78-0221-25	B-39	83-8011	A-32	85-053	E-7	89-508	A-34
78-0222	B-39	83-8101	A-32	85-057	E-7	89-509	A-34
78-0222-25	B-39	83-8111	A-32	85-069	E-5	89-512	A-34
78-0223	B-39	83-9001	A-32	85-070	E-7	89-513	A-34
78-0224	B-39	83-9011	A-32	85-075	E-7	89-525	A-34
78-0224-25	B-39	83-9021	A-32	85-079	E-5	89-570	E-5
78-0225	B-39	83-9031	A-32	85-132	E-13	89-580	E-5
78-0225-25	B-39	83-9041	A-32	85-133	E-13	89-608	A-35
78-0226	B-39	83-9051	A-32	85-134	E-13	89-610	A-35
78-0227	B-39	83-9071	A-32	85-147	E-9	89-612	A-35
78-0228	B-39	83-9081	A-32	85-168	E-5	89-614	A-35
78-0229	B-39	83-9091	A-32	85-178	E-5	90-051	B-90
78-0230	B-39	83-9281	A-32	85-332	E-13	90-052	B-90
78-0231	B-39	83-9291	A-32	85-333	E-13	90-053	B-90
78-0232	B-39	83-9301	A-32	85-334	E-13	90-054	B-90
78-0233	B-39	83-9351	A-32	85-339	E-7	90-063	B-73
82S-ADBI-C	A-28	83-9361	A-32	85-340	E-7	90-070	B-73
82S-ADBI-LC	A-28	83-9371	A-32	85-344	E-8	90-073	B-73
82S-EAFBI-C	A-28	83-9401	A-32	85-345	E-8	90-082	B-73
82S-EAFBI-LC	A-28	83-9411	A-31	85-346	E-9	90-085	B-73
83-001	B-26	83-9421	A-31	85-366	E-9	90-088	B-73
83-0131	A-30	83-9441	A-31	85-367	E-9	90-091	B-73
83-0141	A-30	83-9451	A-31	85-370	E-9	90-170	B-73
83-0221	A-30	83-9471	A-31	85-371	E-9	90-173	B-73
83-0231	A-30	83-9481	A-31	85-372	E-9	90-176	B-73
83-0241	A-30	83-9501	A-31	85-375	E-9	92-212	E-5
83-0331	A-30	83-9511	A-31	85-376	E-9	92-610	E-5
83-0341	A-30	83-9521	A-31	85-377	E-9	92-650	E-5
83-0351	A-30	83-9541	A-31	85-379	E-9	92-651	E-5
83-0421	A-30	83-9551	A-31	85-380	E-9	92-656	E-5
83-0431	A-30	83-9571	A-31	85-396	E-9	92-659	E-5
83-0441	A-30	83-9581	A-31	85-925	E-11	92-691	E-5
83-0451	A-30	83-9591	A-31	85-950	E-11	92-704	E-5
83-0511	A-30	83-9601	A-31	86-396	E-9	92-705	E-5
83-0521	A-30	83-9611	A-31	86-925	E-11	92-817P	E-7
83-0531	A-30	83-9621	A-31	88-843	B-26	B-11-50B-0-C	B-85
83-0541	A-30	83-9631	A-31	89-041	E-5	B-11-50B-0-D	B-85
83-0611	A-30	83-9771	A-31	89-044	E-5	B-11-50B-35-C	B-85
83-0621	A-30	83-9781	A-31	89-045	E-5	B-11-50B-9-C	B-85

NUMERICAL INDEX

Item	Page	Item	Page	Item	Page	Item	Page
B-11-50B-9-D	B-85	CR-959	D-4, D-6	IT55-C	B-83	LB-198	C-8
B-14-12B-0-0-L	B-85	D65-LC	A-28	IT55-CO	B-83	LB-4617	C-9
B-14-12B-0-9-C	B-85	D65-LC-U	A-28	IT625CCL2-C	B-87	LB-4618	C-9
B-14-50B-0-C	B-85	D65PN-LC	A-28	IT6EH-CO	B-84	LB-4619	C-9
B-14-50B-0-D	B-85	D65PN-LC-U	A-28	IT750CCL2-C	B-87	LB-4620	C-9
B-14-50B-9-C	B-85	D65PN-U	A-28	IT750MP-C	B-86	LB-4621	C-9
B-14-50B-9-D	B-85	D65U	A-28	IT750MP-CO	B-86	LB-718	C-8
B-14-50B-MT-9-C	B-85	F-337P	D-21, D-36	IT7H-L	B-84	LB-719	C-8
B-24-17B-5-0-L	B-85	F-347-357P	D-21, D-36	IT7H-LO	B-84	LB-720	C-8
B-24-17B-5-9-L	B-85	H-2909	C-6	IT7LH-L	B-84	LB-721	C-8
B-36-17B-5-9-L	B-85	H-3400	B-27	IT7LH-LO	B-84	LB-722	C-8
B-4-18-B-0-C	B-85	H-3507	B-27	K-2422	A-22	LB-727	C-8
B-4-18-B-9-C	B-85	IA-5516	E-3	K-5405	B-87	LB-728	C-8
B-48-17B-5-9-L	B-85	IC-958	D-4, D-6	K-6603	C-6	LB-729	C-8
B-6-40-B-0-C	B-85	ITI_5I-C	B-83	K-8906R	B-27	LB-730	C-8
B-6-40-B-9-C	B-85	ITI_5I-CO	B-83	K-8909	B-27	LB-731	C-8
B-6-40-B-9-M	B-85	ITI_5I-M	B-83	K-8964	B-31, B-32	LB-740	C-6
B-8-50-B-0-C	B-85	ITI_5I-MO	B-83	KB-0173	B-6	LB-743	C-6
B-8-50-B-0-M	B-85	ITI_5IMH-C	B-85	KB-0276R	B-27	LB-882	C-8
B-8-50-B-35-C	B-85	ITI_5IMH-CO	B-85	L-1953	C-6	LB-883	C-8
B-8-50-B-9-C	B-85	ITI_5M-C	B-82	L-4419	C-5	LB-895	C-8
B-8-50-B-9-M	B-85	ITI_5M-CO	B-82	L-4419M	C-5	LB-896	C-8
B-8-50MB-T-0-C	B-85	IT1000CCL2-C	B-87	L-4420	C-5	P-100	B-16
B-8-50MB-T-9-C	B-85	IT1000MP-C	B-86	L-4421	C-5	RC-955	D-4 thru D-5
B1-1	A-10	IT1000MP-CO	B-86	L-4421M	C-5	RC-959	D-4 thru D-5
B1-250JR	A-10	IT11H-L	B-84	L-4422	C-5	TC-757	D-16, D-21, D-36
B1-500JR	A-10	IT11H-LO	B-84	L-4452	C-6	TL-521	D-36
B1-B	A-10	IT125CCL-C	B-87	L-4453	C-5	TL-532A	D-8, D-36
B2-1	A-10	IT14H-L	B-84	L-4994	C-5	TL-757	D-16, D-17
B2-350JR	A-10	IT14H-LO	B-84	L-5212	C-8	TL-757	D-36
B2-500JR	A-10	IT1LPMB-C	B-86	L-5215	C-8	TL-795	D-36
B2-B	A-10	IT1M-C	B-82	L-5217	C-8	TL-796	D-36
B4-1	A-10	IT1M-CO	B-82	L-5269	C-8	TL-797RP	D-36
B4-B	A-10	IT1M-M	B-82	L-5270	C-6, C-8, C-15	TL-956	D-4, D-6, D-36
BCS1-1	B-89	IT1MID-C	B-87	L-5361	C-5	TR-955	D-4, D-6
BCS1-5	B-89	IT1SMB-C	B-86	L-5361M	C-5	UMHS-757	D-16, D-21, D-36
BCS1-5M	B-89	IT1SMB-CO	B-86	L-5616	C-8	WGR-1	A-11
BCS1-JR	B-89	IT250CCL-C	B-87	L-5617	C-8	WGR-B	A-11
BCS2-1	B-89	IT250CCL-CO	B-87	L-5618	C-8	WT1-1	A-11
BCS2-5	B-89	IT2I-C	B-83	L-5619	C-8	WT1-B	A-11
BCS2-5M	B-89	IT2I-CO	B-83	L-5620	C-5, C-6, E-17	WT2-1	A-11
BCS2-JR	B-89	IT2I-M	B-83	L-7486	B-20	WT2-B	A-11
BGR-1	A-10	IT2I-MO	B-83	L-8762	C-6	WT3-1	A-11
BGR-B	A-10	IT2LH-C	B-84	L-8763	C-5	WT3-B	A-11
BMP-100-B-0-9-C	B-85	IT2LH-CO	B-84	L-9038	C-8	WT4-1	A-11
BMP-750-B-9-C	B-85	IT2M-C	B-82	L-9039	C-8	WT4-B	A-11
BMSEI50-1	B-89	IT2M-CO	B-82	L-9148	B-87	WT4I-1	A-11
BMSEI75-1	B-89	IT2M-M	B-82	L-9225	E-12	WT4I-500JR	A-11
BP-958	D-4, D-6	IT2S-C	B-83, B-84	L-9226	E-12	WT4I-B	A-11
BPS2-1	B-89	IT2S-CO	B-83, B-84	LA-2358	C-5	WT4I-SK	A-11
BPS2-5	B-89	IT2S-C35	B-84	LA-4102	E-8	WT51-1	A-11
BPS2-50	B-89	IT2S-M	B-83, B-84	LA-4145	E-3	WT51-500JR	A-11
BPS2-5M	B-89	IT2S-MO	B-83, B-84	LA-4218	B-6	WT51-B	A-11
BPS2-JRL	B-89	IT2SID-C	B-87	LB-1001	C-5	WT51-SK	A-11
BPS2/2-50	B-89	IT2SMB-C	B-86	LB-1001M	C-6	WT52-1	A-11
BPS2B-JR	B-89	IT2SMB-CO	B-86	LB-1002	C-5	WT52-500JR	A-11
BPS3-1	B-89	IT2SMH-C	B-85	LB-1002M	C-6	WT52-B	A-11
BPS3-2	B-89	IT2SMH-CO	B-85	LB-1003	C-5	WT52-SK	A-11
BPS3-JRL	B-89	IT2SMH-M	B-85	LB-1004	C-5	WT54-1	A-11
BPSTCKR-100	B-89	IT375CCL2-C	B-87	LB-1089	C-8	WT54-B	A-11
BPSTCKR-25	B-89	IT375CCL2-CO	B-87	LB-1090	C-8	WT6-1	A-11
BPSTCKR-300	B-89	IT3I-C	B-83	LB-1091	C-5, C-8	WT6-B	A-11
BSER2-25	B-89	IT3I-CO	B-83	LB-1092	C-8		
BSER4/0-5	B-89	IT3S-C	B-83, B-84	LB-1151	C-5		
BSER6-50	B-89	IT3S-CO	B-83, B-84	LB-1152	C-5, E-17		
BSEU2-25	B-89	IT3S-C35	B-84	LB-1153	C-5, E-17		
BSEU4/0-5	B-89	IT3S-D	B-83, B-84	LB-1154	C-5		
BSEU6-50	B-89	IT3S-DO	B-83, B-84	LB-1155	C-5, C-6		
BT2-1	A-10	IT3SMH-C	B-85	LB-1156	C-5		
BT2-500JR	A-10	IT3SMH-CO	B-85	LB-1184	C-8		
BT2-SK	A-10	IT4I-C	B-83	LB-1185	C-8		
BTC1/0-10	A-36	IT4I-CO	B-83	LB-1186	C-8		
BTC2/0-14	A-36	IT4LH-L	B-84	LB-1187	C-8		
BTC350-1/0	A-36	IT4LH-LO	B-84	LB-1188	C-8		
BTC4/0-10	A-36	IT4LHMH-C	B-85	LB-1189	C-8		
BTC500-1/0	A-36	IT4LHMH-CO	B-85	LB-1190	C-8		
BTC500-14	A-36	IT4S-C	B-83, B-84	LB-1194	C-8		
BTC500-4	A-36	IT4S-CO	B-83, B-84	LB-1195	C-6, C-8, C-15		
BTC750-250	A-36	IT4S-D	B-83, B-84	LB-1284	E-6		
C-290	D-38	IT4S-DO	B-83, B-84	LB-1421	C-5, C-6		
C-357	D-21, D-28	IT4SMH-C	B-85	LB-1747	E-8		
C-757	D-38	IT500CCL2-C	B-87	LB-1748	E-12		
C-90	D-38	IT5LH-L	B-84	LB-1904	C-9		
C24 B-26		IT5LH-LO	B-84	LB-197	C-8		



#IDEALnationals



WHERE ELECTRICIANS BECOME LEGENDS

Learn more at IDEALind.com.

THE ELECTRICIAN'S
CHAMPION 



ABOUT IDEAL ELECTRICAL

IDEAL Electrical has been making tools and parts for electricians for over 100 years. We've sold billions of wire connectors and our products have traveled from the South Pole to the moon. We make tools for every part of the job. We even created the IDEAL National Championship to celebrate electricians everywhere.

Our mission is to champion electricians and the entire electrical industry – the contractors, distributors, students and trade schools. This is the industry that powers the civilized world.

We are part of IDEAL INDUSTRIES, INC., a five-generation, family-owned company built on a philosophy of creating ideal relationships with customers, employees, vendors and communities. It's a philosophy that has helped the company become a global innovator, with business units serving automotive, aerospace, construction and other industries around the world.

IDEAL INDUSTRIES, INC. is committed to Building an IDEAL World.

A DIVISION OF



1800 S. Prairie Drive, Sycamore, IL 60178, USA (815) 895-5181 | (800) 435-0705 in USA
International offices: Australia | Canada | China | India | Mexico | UK
For complete sales office contact information, visit us at idealindustries.com.