

## LED Signalleuchte EBD 16mm IP40 Lötanschluss 18x24mm, 18x18mm und Ø18mm



18x24mm  
Pictorial Section View



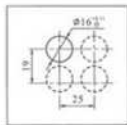
18x24mm



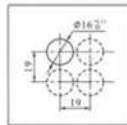
18x18mm



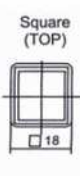
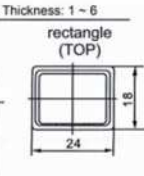
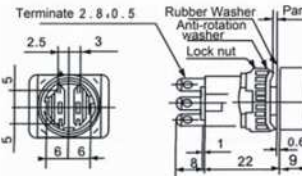
Ø18mm







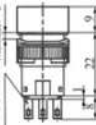










Drilling Plan



Drilling Plan



Product	Style	Color	Lamp Voltage	Outline Dimensions (mm)
18x24mm		Red Green Yellow Blue White	12V AC/DC 24V AC/DC 220V AC only	   
18x18mm				   
18mmØ				   

Alle Bauformen auch ohne Leuchtmittel bzw. mit weiteren Spannungen (6V AC/DC, 110V AC/DC, 220V DC) erhältlich.