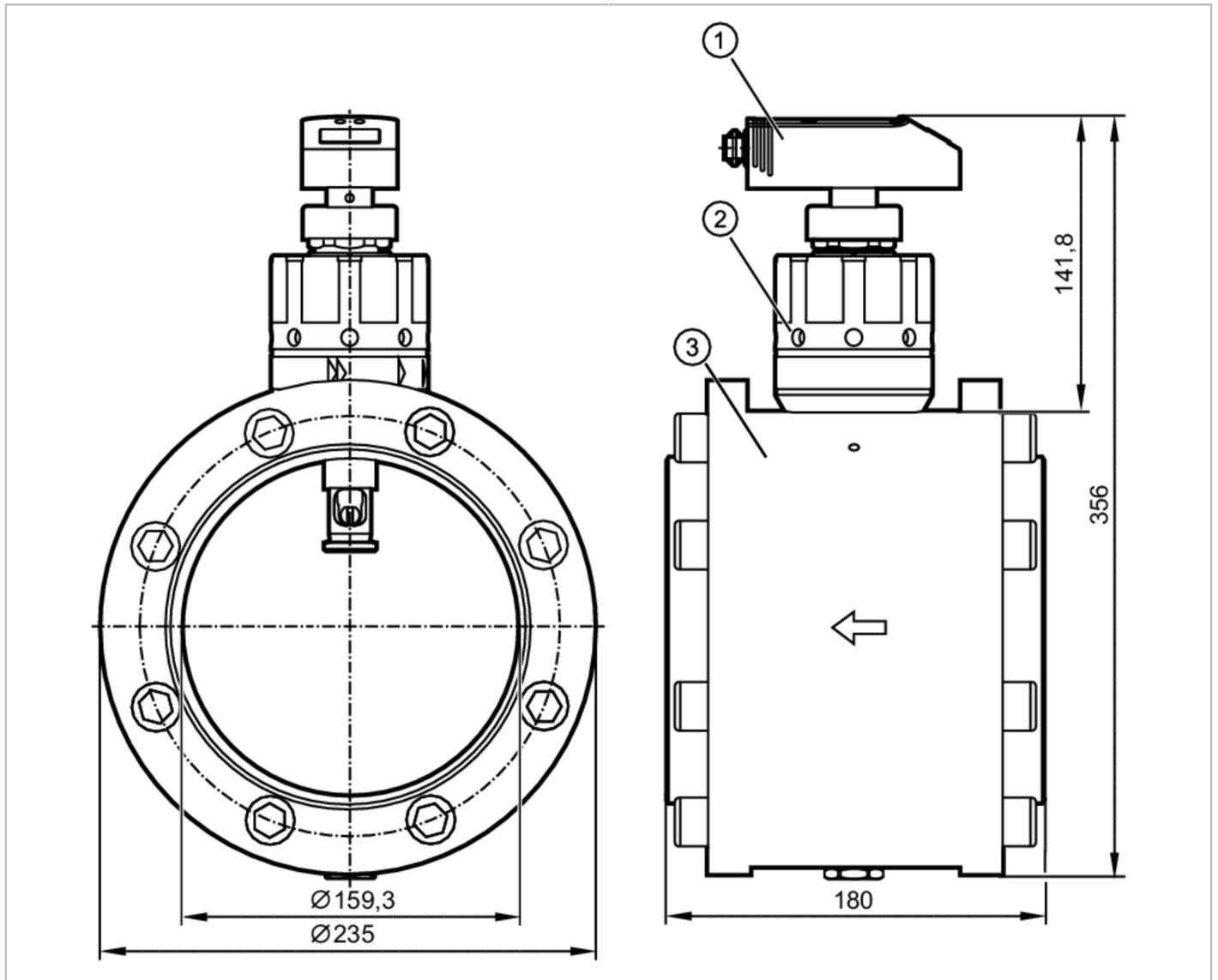


# SDG157



## Compressed air meter

SDG6"/METRIS PB DN150 SS LM



CE

### Product characteristics

Number of inputs and outputs	Number of digital outputs: 2; Number of analogue outputs: 1
Measuring range [m³/h]	33...10000
Process connection	flange DN150 according to: DIN 2448

### Application

Application	totaliser function
Media	compressed air air quality ISO 8573-1
Note on media	class 141 class 344
Medium temperature [°C]	0...60
Pressure rating [bar]	16



## Compressed air meter

SDG6"/METRIS PB DN150 SS LM

Electrical data		
Operating voltage	[V]	19...30 DC
Current consumption	[mA]	< 100
Protection class		III
Reverse polarity protection		yes
Power-on delay time	[s]	0.5
Inputs / outputs		
Number of inputs and outputs		Number of digital outputs: 2; Number of analogue outputs: 1
Outputs		
Total number of outputs		2
Output signal		switching signal; analogue signal; pulse signal; (configurable)
Electrical design		PNP
Number of digital outputs		2
Output function		normally open / normally closed; (parameterisable)
Max. voltage drop switching output DC	[V]	2
Permanent current rating of switching output DC	[mA]	250; (per output)
Number of analogue outputs		1
Analogue current output	[mA]	4...20; (scalable)
Max. load	[Ω]	500
Pulse output		consumed quantity meter
Short-circuit protection		yes
Type of short-circuit protection		pulsed
Overload protection		yes
Measuring/setting range		
Measuring range	[m <sup>3</sup> /h]	33...10000
Display range	[m <sup>3</sup> /h]	0...12000
Volumetric flow quantity monitoring		
Pulse value		10 Nm <sup>3</sup>
Pulse length	[s]	0,1
Accuracy / deviations		
Flow monitoring		
Accuracy (in the measuring range)		± (3 % MW + 0,3 % MEW) / ± (6 % MW + 0,6 % MEW); (class 141 / ; class 344)
Response times		
Flow monitoring		
Response time	[s]	0.1; (dAP = 0)
Operating conditions		
Ambient temperature	[°C]	0...60
Storage temperature	[°C]	-20...85
Max. relative air humidity	[%]	90
Protection		IP 65

# SDG157



## Compressed air meter

SDG6"/METRIS PB DN150 SS LM

Tests / approvals		
EMC	EN 61000-4-2 ESD	4 kV CD / 8 kV AD
	EN 61000-4-3 HF radiated	10 V/m
	EN 61000-4-4 Burst	2 kV
	EN 61000-4-6 HF conducted	10 V
Vibration resistance	DIN IEC 68-2-6	5 g (55...2000 Hz)
MTTF	[years]	214

Mechanical data	
Weight	[g] 27670
Materials	PBT-GF20; PC; PC; stainless steel (1.4301 / 304); FKM; pipe section: stainless steel (1.4301 / 304)
Materials (wetted parts)	stainless steel (1.4401 / 316); stainless steel (1.4301 / 304); ceramics glass passivated; PEEK; polyester; FKM; aluminium anodised; stainless steel (1.4301 / 304)
Process connection	flange DN150 according to: DIN 2448

Remarks	
Remarks	MW = measured value
	MEW = Final value of the measuring range
	Measuring, display and setting ranges refer to the standard volume flow according to DIN ISO 2533.
	For information about installation and operation please see the operating instructions.
Pack quantity	1 pcs.

### Electrical connection

Connector: 1 x M12



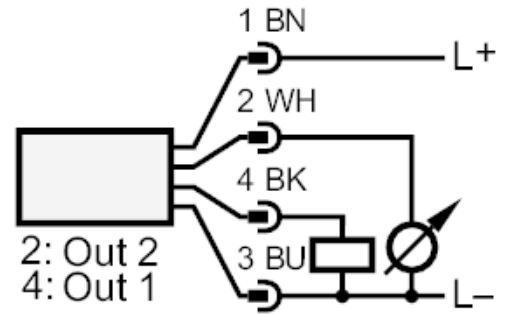
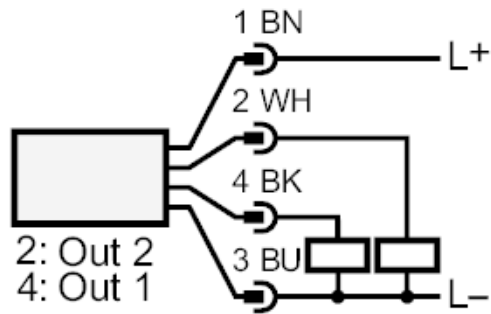
# SDG157



## Compressed air meter

SDG6"/METRIS PB DN150 SS LM

### Connection



OUT1: switching output  
Pulse output quantity meter

OUT2: switching output  
input counter reset  
analogue output