



FUSELESS LOAD FEEDER DIRECT START, 400V AC, SIZE S0, 7...10A, 5.5KW, 24 V DC WITH DIODE COMBINATION INSERTED ON FRONT SIDE SCREW TERMINAL FOR MOUNTING ONTO DIN RAIL, TYPE OF COORDINATION 2, IQ = 150KA (ALSO FULFILLS TYPE OF COORDINATION 1) 1OE + 1NO (CONTACTOR)

Figure similar

product brand name		SIRIUS
Product designation		non-fused load feeders 3RA2
<b>Manufacturer article number</b>		
<ul style="list-style-type: none"> <li>• of the supplied contactor</li> <li>• of the supplied circuit-breakers</li> <li>• of the supplied link module</li> </ul>		<a href="#">3RT2024-1FB40</a> <a href="#">3RV2021-1JA10</a> <a href="#">3RA2921-1BA00</a>

### General technical data:

<b>Insulation voltage</b>		
<ul style="list-style-type: none"> <li>• with degree of pollution 3 Rated value</li> </ul>	V	690
<b>Shock resistance</b>		
<ul style="list-style-type: none"> <li>• acc. to IEC 60068-2-27</li> </ul>		6g / 11 ms
<b>Surge voltage resistance Rated value</b>	kV	6
<b>Type of assignment</b>		2
<b>Protection class IP</b>		
<ul style="list-style-type: none"> <li>• on the front</li> </ul>		IP20

### Main circuit:

<b>Number of poles for main current circuit</b>		3
<b>Adjustable response value current of the current-dependent overload release</b>	A	7 ... 10
<b>Operating voltage</b>		
<ul style="list-style-type: none"> <li>• Rated value</li> <li>• at AC-3 Rated value maximum</li> </ul>	V	690
	V	690
<b>Operating frequency Rated value</b>	Hz	50 ... 60
<b>Operating current</b>		
<ul style="list-style-type: none"> <li>• at AC-3</li> </ul>		

— at 400 V Rated value	A	8.5
<b>Operating power</b>		
• at AC-3		
— at 400 V Rated value	W	4 000
— at 500 V Rated value	W	5 500
— at 690 V Rated value	W	7 500

#### Control circuit/ Control:

<b>Control supply voltage for DC</b>		
• Rated value	V	24
<b>Holding power of the magnet coil for DC</b>	W	5.9

#### Auxiliary circuit:

<b>Product expansion Auxiliary switch</b>		Yes
---	--	-----

#### Protective and monitoring functions:

<b>Trip class</b>		CLASS 10
<b>Design of the overload circuit breaker</b>		thermal (bimetallic)

#### UL/CSA ratings:

<b>Full-load current (FLA) for three-phase AC motor</b>		
• at 480 V Rated value	A	7.6
<b>yielded mechanical performance [hp]</b>		
• for three-phase AC motor at 200/208 V Rated value	metric hp	2
• for three-phase AC motor at 220/230 V Rated value	metric hp	3
• for three-phase AC motor at 460/480 V Rated value	metric hp	5
• for three-phase AC motor at 575/600 V Rated value	metric hp	7.5

#### Short-circuit:

<b>Product function Short circuit protection</b>		Yes
<b>Design of the short-circuit trip</b>		magnetic
<b>Conditional short-circuit current (I<sub>q</sub>)</b>		
• at 690 V acc. to IEC 60947-4-1 Rated value	A	4 000
• at 400 V acc. to IEC 60947-4-1 Rated value	A	153 000
• at 500 V acc. to IEC 60947-4-1 Rated value	A	42 000

#### Installation/ mounting/ dimensions:

<b>mounting position</b>		vertical
<b>Mounting type</b>		screw and snap-on mounting onto 35 mm standard mounting rail
<b>Height</b>	mm	193.1
<b>Width</b>	mm	45
<b>Depth</b>	mm	107

Required spacing		
• for grounded parts		
— forwards	mm	10
— Backwards	mm	0
— upwards	mm	30
— at the side	mm	9
— downwards	mm	10
• for live parts		
— forwards	mm	10
— Backwards	mm	0
— upwards	mm	30
— downwards	mm	10
— at the side	mm	9

#### Connections/ Terminals:

Type of electrical connection		
• for main current circuit		
		screw-type terminals

#### Safety related data:

<b>B10 value with high demand rate acc. to SN 31920</b>		1 000 000
<b>Proportion of dangerous failures</b>		
• with high demand rate acc. to SN 31920	%	73
<b>Protection against electrical shock</b>		finger-safe

#### Mechanical data:

<b>Size of the circuit-breaker</b>		S0
<b>Size of load feeder</b>		S0

#### Ambient conditions:

Ambient temperature		
• during operation	°C	-20 ... +60
• during storage	°C	-50 ... +80
• during transport	°C	-50 ... +80

#### Certificates/ approvals:

General Product Approval	For use in hazardous locations	Declaration of Conformity	Shipping Approval
--------------------------	--------------------------------	---------------------------	-------------------



Shipping Approval	other
-------------------	-------



[Environmental Confirmations](#)

[Declaration of Conformity](#)

[other](#)

### Further information

**Information- and Downloadcenter (Catalogs, Brochures,...)**

<http://www.siemens.com/industrial-controls/catalogs>

**Industry Mall (Online ordering system)**

<http://www.siemens.com/industrymall>

**Cax online generator**

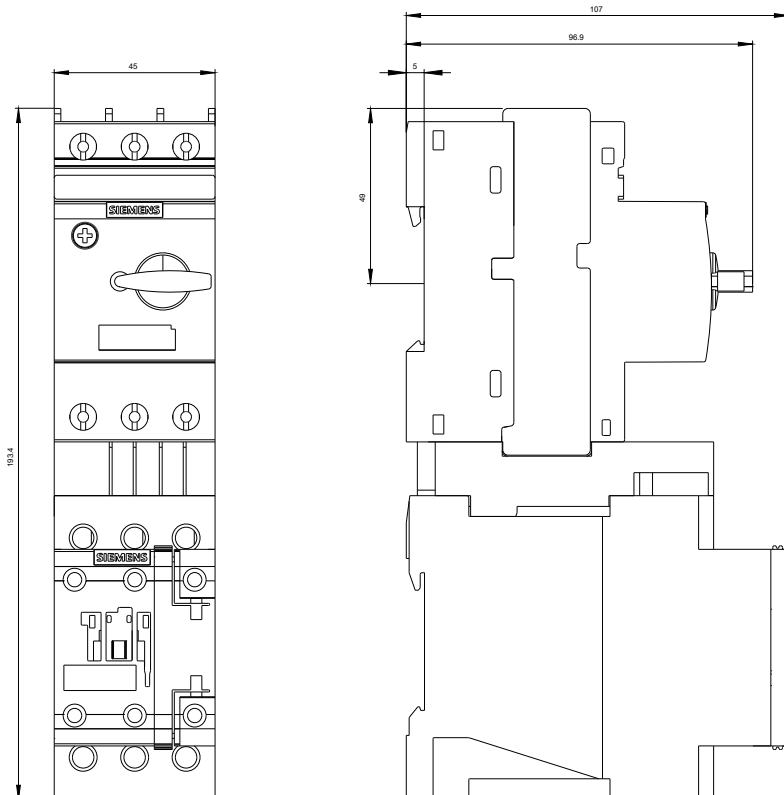
<http://support.automation.siemens.com/WW/CAXorder/default.aspx?lang=en&mfb=3RA21201JA240FB4>

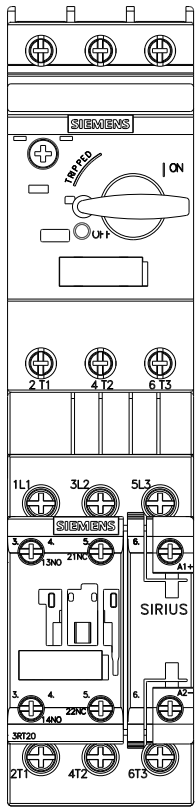
**Service&Support (Manuals, Certificates, Characteristics, FAQs,...)**

<http://support.automation.siemens.com/WW/view/en/3RA21201JA240FB4/all>

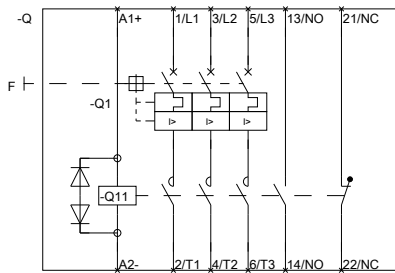
**Image database (product images, 2D dimension drawings, 3D models, device circuit diagrams, EPLAN macros, ...)**

[http://www.automation.siemens.com/bilddb/cax\\_de.aspx?mfb=3RA21201JA240FB4&lang=en](http://www.automation.siemens.com/bilddb/cax_de.aspx?mfb=3RA21201JA240FB4&lang=en)





DIREKTANLEITUNG HERABZUG, SICHERUNGSL.



last modified:

11.03.2015

DIREKTANLEITUNG FÜR DIE BESCHÜTTUNG