

1

2

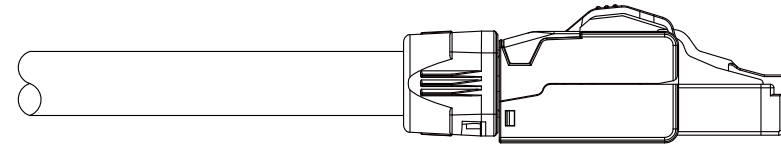
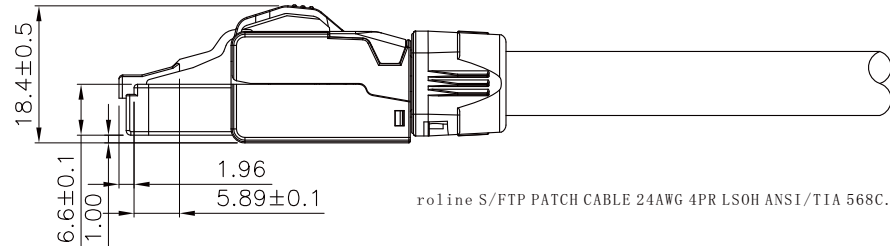
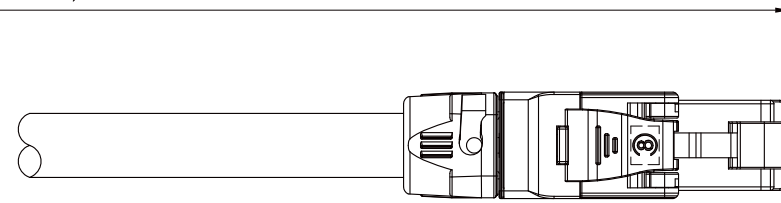
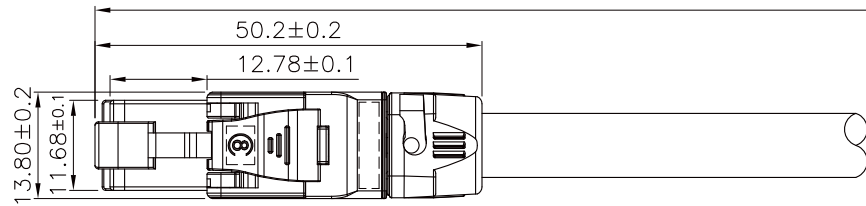
3

4

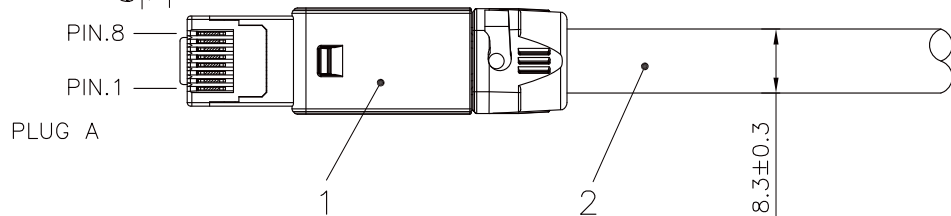
5

6

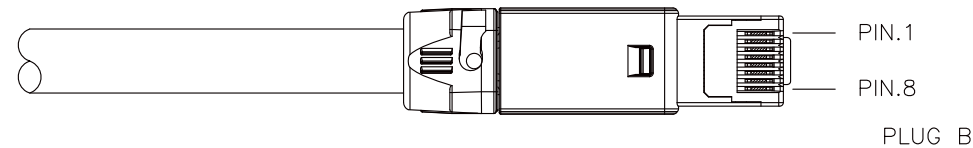
Total length (optional)



roLine S/FTP PATCH CABLE 24AWG 4PR LSOH ANSI/TIA 568C. 2-1 CAT. 8 & ISO/IEC TR 11801-9901 Class I XXXXXX-X



PLUG A



PLUG B

Specification :

Material :

1. RJ45 Plug : (JE P/N : FPB-C8-FS)
 - 1-1. Extractor : PC, UL 94V-2, black color.
 - 1-2. Housing : Zinc die-Casting with nickel plated.
 - 1-3. Plug Housing : PC, UL 94V-2, transparent yellow color.
 - 1-4. Contact material : Phosphor bronze with 100 micro-inch nickel plated.
 - 1-5. Contact finish : Min. 50 micro-inch gold plated on surface contact area.
 - 1-6. Cover : Zinc die-casting with nickel plated.
 - 1-7. Wire management bar : PC, UL 94-V2, white color.
 - 1-8. IDC :
 - 1-8-1. Housing : PC, UL 94-V2, white color.
 - 1-8-2. Terminal : Copper with tin plated.
 - 1-9. Grounding contact : Copper with nickel plated.
 - 1-10. Boot : Zinc die-casting with nickel plated.
 - 1-11. PCB, UL 94-V0.
2. Cable :
 - 2-1. C8 S/FTP 4 twisted pair.
 - 2-2. Jacket : LSZH material.
 - 2-3. Conductor : 22 AWG solid copper.
 - 2-4. Shield : Aluminum foil on each pair, tined copper clad with steel braid.

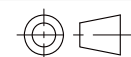
Performance :

- a. T568A & T568B wiring.
- b. Insertion force : 30N max. (IEC 60603-7-81).
- c. Retention strength : 7.7 kg between jack and plug.
- d. Operating temperature : -10°C to 60°C. (ISO/IEC TR 11801-9901 Class I, ANSI/TIA 568-C.2-1).
- e. Life(mating cycles) :
 - e-1. 750 cycles min. (ISO/IEC 11801, IEC 60603-7-81).
 - e-2. IDC : Suitable for 22-24AWG stranded and solid wire, min. 20 installation cycles.
- f. Minimum Bending Radius: 50mm

Item No	length	tolerance
21. 15. 1851	1M	±0.2M
21. 15. 1852	2M	±0.2M
21. 15. 1853	3M	±0.2M

Item No	21. 15. 1851	21. 15. 1852	21. 15. 1853
Desc	ROLINE Cat. 8 S/FTP Solid Patch Cord, yellow		

"#" : Matching DIM. "*" : Important DIM. Others General DIM.	DRAWING	26. JUL. 2018	YiSi
	CHECK	26. JUL. 2018	Jane
	APPROVAL	26. JUL. 2018	Frank
GENERAL TOLERANCE OF DIMENSIONS X.XXX ±0.005 X.XX ±0.05 X.X ±0.1	DATE	NAME	
	SCALE	1/1 (A4)	UNIT mm



DRAWING NO.	FPB SFTP 22AWG Patch Cord LSZH (S01)	DRAWING CLASSIFICATION	S	SHEET	1 OF 1	A1
DRAWING NO.	FPB SFTP 22AWG Patch Cord LSZH (S01)					

No.	MODIFIED AREA	ORIGINAL	MODIFY	DATE	MODIFIER

1

2

0

3

4

10cm

5

6