


No matter whether they are for prototypes or for mass production, in small or large quantities, **board level shields** are a cost-efficient way to protect components directly on the printed circuit board (PCB).

One-piece board level shields represent the most cost-effective version with a maximum shielding effect. The cover is soldered on the PCB in a fully automated way.

- Basic material: SPTE
- Standard plating: tin
- Samples without tooling costs, serial quantities with low tooling costs
- Integration of thermally conductive gap fillers or microwave absorbers on request



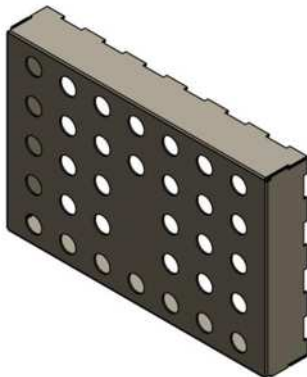
Picture only shows an example of a one-piece board level shield



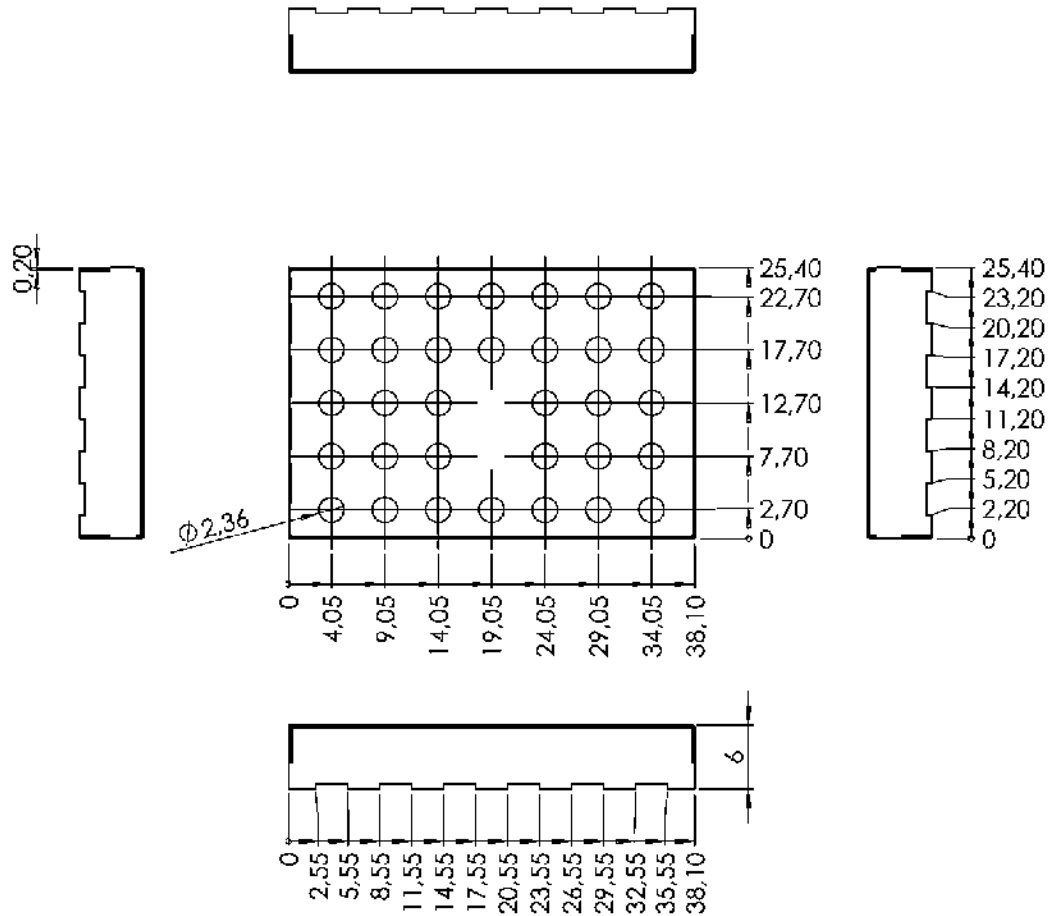
PRODUCT SPECIFICATIONS

PROPERTY	VALUE acc. to ISO 2768-mK
Thickness	0,20 mm
Length	38,10 mm
Width	25,40 mm
Height	6,00 mm
Basic material	SPTE
Plating	Tin-plated

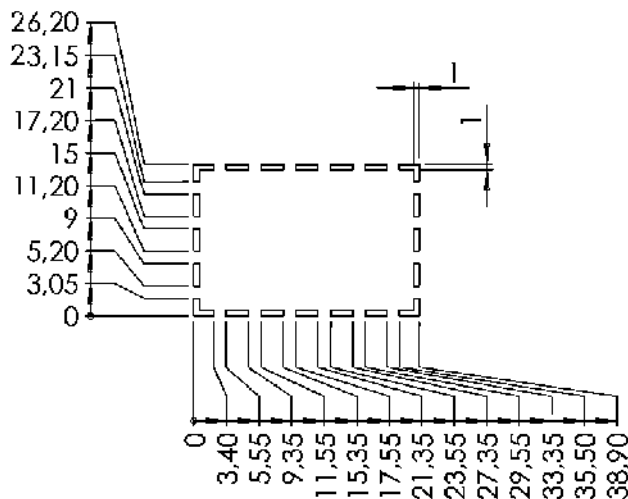
3D VIEW



DIMENSIONS (mm)



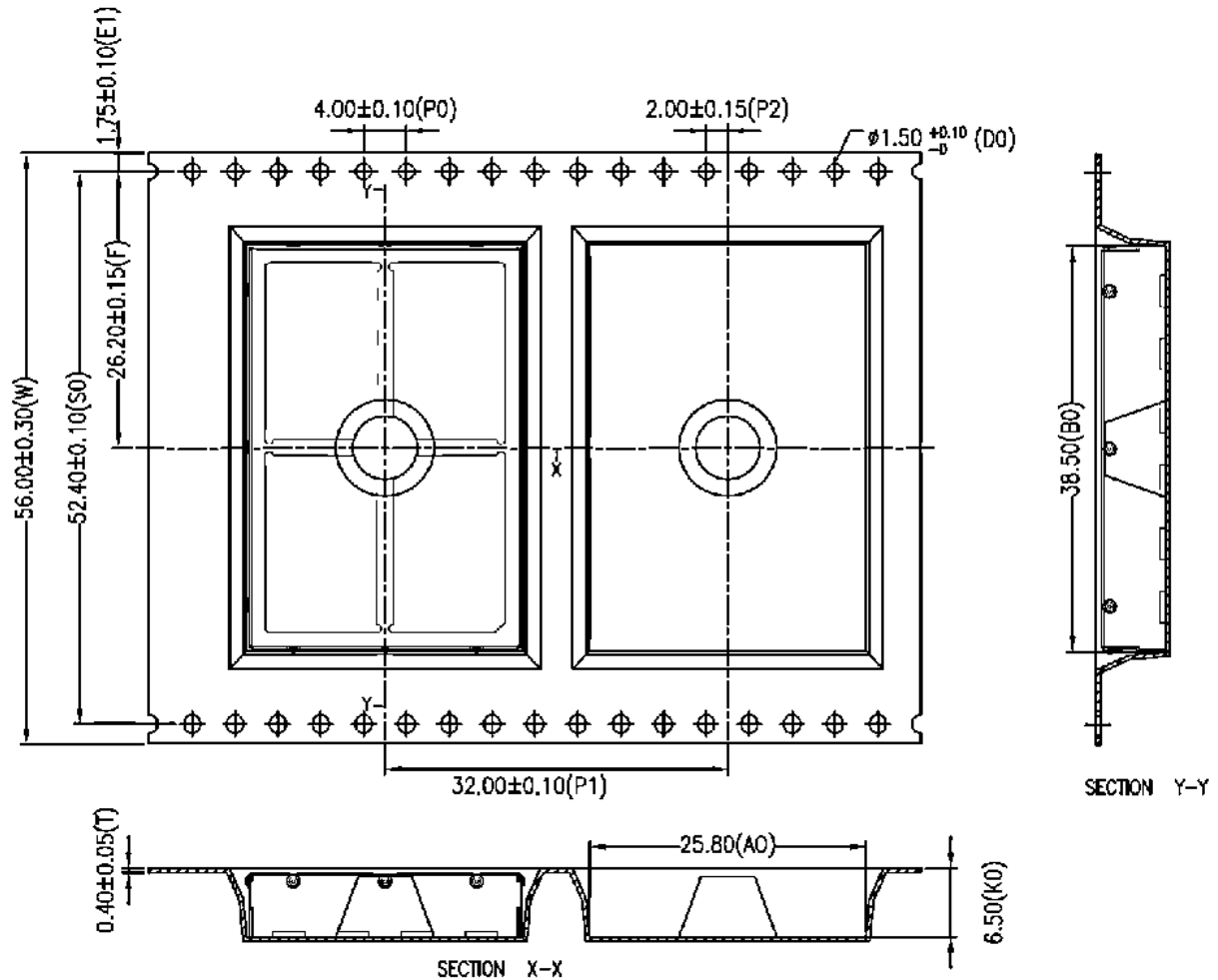
RECOMMENDED FOOTPRINT (mm)



DISCLAIMER

This is only a recommendation based on information available to mtc at the time of printing. Actual land pattern can be significantly different due to various materials and processes used in PCB assembly. mtc makes no representation or warranty of performance based on the recommended land pattern.

PACKING SPECIFICATION – TAPE AND REEL (mm)



- Part conforms to EIA-481-D standards.
- Material: conductive polystyrene
- Packing length for 22" reel: 30,0 meters (1:4).
- Component packing to 13" reel: 220 pcs.
- Dimension tolerances:
 - .X $\pm 0,20$
 - .XX $\pm 0,10$

	A ₀	B ₀	K ₀
	25,80	38,50	6,50
Tolerance	$\pm 0,10$	$\pm 0,10$	$\pm 0,10$

Modifications and errors excepted. The information and statements herein are believed to be reliable but are not to be construed as a warranty or representation for which we assume legal responsibility. Users should undertake sufficient verifications and testings to determine the suitability for their own particular purpose of any information or products referred to herein.