



CIRCUIT-BREAKER SZ S0, FOR STARTER COMBINATION, RATED CURRENT 4A, N-REL. 52A SPRING-L. CONNECTION, STANDARD SW. CAPACITY

Figure similar

product brand name		SIRIUS
Product designation		3RV2 circuit breaker

### General technical data:

<b>Active power loss total typical</b>	W	6
<b>Insulation voltage</b>		
• with degree of pollution 3 Rated value	V	690
<b>Shock resistance</b>		
• acc. to IEC 60068-2-27		25g / 11 ms
<b>Surge voltage resistance Rated value</b>	kV	6
<b>Mechanical service life (switching cycles)</b>		
• of the main contacts typical		100 000
• of the auxiliary contacts typical		100 000
<b>Electrical endurance (switching cycles)</b>		
• typical		100 000
<b>Protection class IP</b>		
• on the front		IP20
• of the terminal		IP20
<b>Equipment marking</b>		
• acc. to DIN EN 81346-2		Q

### Main circuit:

<b>Number of poles for main current circuit</b>		3
<b>Operating voltage</b>		
• Rated value	V	690
• at AC-3 Rated value maximum	V	690

Operating frequency Rated value	Hz	50 ... 60
<b>Operating current Rated value</b>	A	4
<b>Operating current</b>		
• at AC-3		
— at 400 V Rated value	A	4
<b>Operating power</b>		
• at AC-3		
— at 230 V Rated value	W	750
— at 400 V Rated value	W	1 500
— at 500 V Rated value	W	2 200
— at 690 V Rated value	W	3 000
<b>Operating frequency</b>		
• at AC-3 maximum	1/h	15

#### Auxiliary circuit:

<b>Number of NC contacts</b>		
• for auxiliary contacts		0
<b>Number of NO contacts</b>		
• for auxiliary contacts		0
<b>Number of CO contacts</b>		
• for auxiliary contacts		0
<b>Product expansion Auxiliary switch</b>		Yes

#### Protective and monitoring functions:

<b>Operational short-circuit current breaking capacity (Ics) with AC</b>		
• at 240 V Rated value	kA	100
• at 400 V Rated value	kA	100
• at 500 V Rated value	kA	100
• at 690 V Rated value	kA	4
<b>Maximum short-circuit current breaking capacity (Icu)</b>		
• with AC at 240 V Rated value	kA	100
• with AC at 400 V Rated value	kA	100
• with AC at 500 V Rated value	kA	100
• with AC at 690 V Rated value	kA	6
<b>Breaking capacity short-circuit current (Icn)</b>		
• with 1 current path for DC at 150 V Rated value	kA	10
• with 2 current paths in series for DC at 300 V Rated value	kA	10
• with 3 current paths in series for DC at 450 V Rated value	kA	10
<b>Response value current of the instantaneous short-circuit release</b>	A	52

### UL/CSA ratings:

<b>Full-load current (FLA) for three-phase AC motor</b>		
• at 480 V Rated value	A	4
• at 600 V Rated value	A	4
<b>yielded mechanical performance [hp]</b>		
• for single-phase AC motor at 110/120 V Rated value	metric hp	0.125
• for single-phase AC motor at 230 V Rated value	metric hp	0.333
• for three-phase AC motor at 200/208 V Rated value	metric hp	0.75
• for three-phase AC motor at 220/230 V Rated value	metric hp	0.75
• for three-phase AC motor at 460/480 V Rated value	metric hp	2
• for three-phase AC motor at 575/600 V Rated value	metric hp	3

### Short-circuit:

<b>Product function Short circuit protection</b>		Yes
<b>Design of the short-circuit trip</b>		magnetic

### Installation/ mounting/ dimensions:

<b>mounting position</b>		any
<b>Mounting type</b>		screw and snap-on mounting onto 35 mm standard mounting rail according to DIN EN 60715
<b>Height</b>	mm	109
<b>Width</b>	mm	45
<b>Depth</b>	mm	96
<b>Required spacing</b>		
• with side-by-side mounting		
— forwards	mm	0
— Backwards	mm	0
— upwards	mm	50
— downwards	mm	50
— at the side	mm	0
• for grounded parts		
— forwards	mm	0
— Backwards	mm	0
— upwards	mm	50
— at the side	mm	30
— downwards	mm	50
• for live parts		
— forwards	mm	0

— Backwards	mm	0
— upwards	mm	50
— downwards	mm	50
— at the side	mm	30

#### Connections/ Terminals:

<b>Type of electrical connection</b>		
<ul style="list-style-type: none"> <li>• for main current circuit</li> </ul>		spring-loaded terminals
<b>Arrangement of electrical connectors for main current circuit</b>		Top and bottom
<b>Product function</b>		
<ul style="list-style-type: none"> <li>• removable terminal for auxiliary and control circuit</li> </ul>		No
<b>Type of connectable conductor cross-section</b>		
<ul style="list-style-type: none"> <li>• for main contacts <ul style="list-style-type: none"> <li>— single or multi-stranded</li> <li>— finely stranded with core end processing</li> <li>— finely stranded without core end processing</li> </ul> </li> <li>• for AWG conductors for main contacts</li> </ul>		2x (1 ... 10 mm <sup>2</sup> ) 2x (1 ... 6 mm <sup>2</sup> ) 2x (1 ... 6 mm <sup>2</sup> )  2x (18 ... 8)
<b>Design of screwdriver shaft</b>		Diameter 5 to 6 mm

#### Safety related data:

<b>B10 value with high demand rate acc. to SN 31920</b>		50 000
<b>Proportion of dangerous failures</b>		
<ul style="list-style-type: none"> <li>• with low demand rate acc. to SN 31920</li> <li>• with high demand rate acc. to SN 31920</li> </ul>	%	40 40
<b>Failure rate [FIT] with low demand rate acc. to SN 31920</b>	FIT	50
<b>T1 value for proof test interval or service life acc. to IEC 61508</b>	y	10
<b>Protection against electrical shock</b>		finger-safe

#### Mechanical data:

<b>Size of the circuit-breaker</b>		S0
------------------------------------	--	----

#### Ambient conditions:

<b>Installation altitude at height above sea level maximum</b>	m	2 000
<b>Ambient temperature</b>		
<ul style="list-style-type: none"> <li>• during operation</li> <li>• during storage</li> <li>• during transport</li> </ul>	°C	-20 ... +60 -50 ... +80 -50 ... +80
<b>Relative humidity during operation</b>	%	10 ... 95

#### Display:

## Display version

- for switching status

Handle

## Certificates/ approvals:

### General Product Approval

### Declaration of Conformity

### Test Certificates



[KTL](#)



[Declaration of the  
Compliance with the  
order](#)

### Test Certificates

### Shipping Approval

[Type Test  
Certificates/Test  
Report](#)

[Special Test  
Certificate](#)



### Shipping Approval

### other



[Confirmation](#)

[Environmental  
Confirmations](#)

### other



[other](#)

## Further information

### Information- and Downloadcenter (Catalogs, Brochures,...)

<http://www.siemens.com/industrial-controls/catalogs>

### Industry Mall (Online ordering system)

<http://www.siemens.com/industrymall>

### Cax online generator

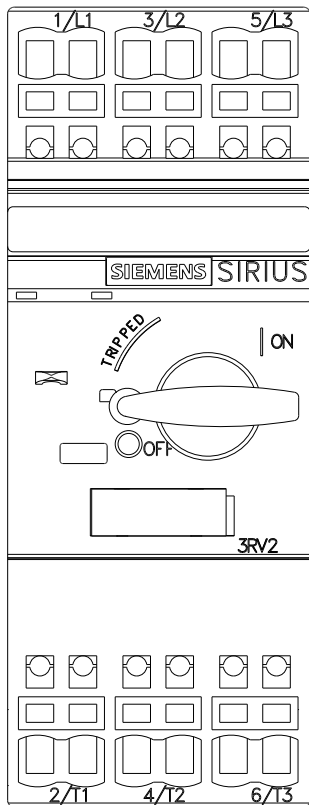
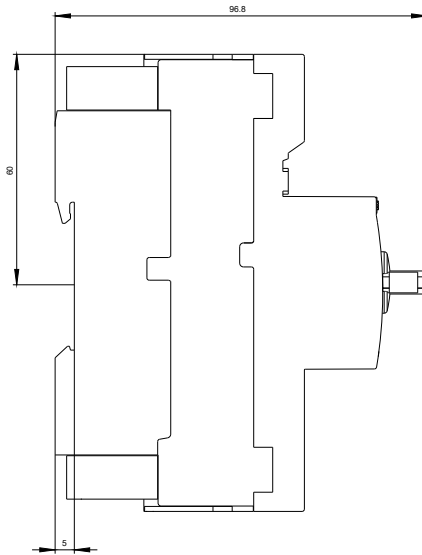
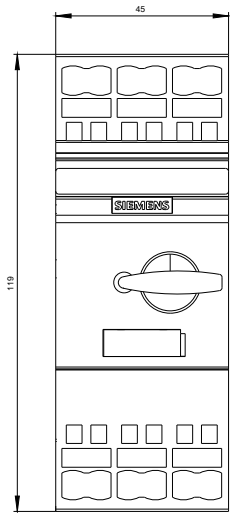
<http://support.automation.siemens.com/WW/CAXorder/default.aspx?lang=en&mlfb=3RV23211EC20>

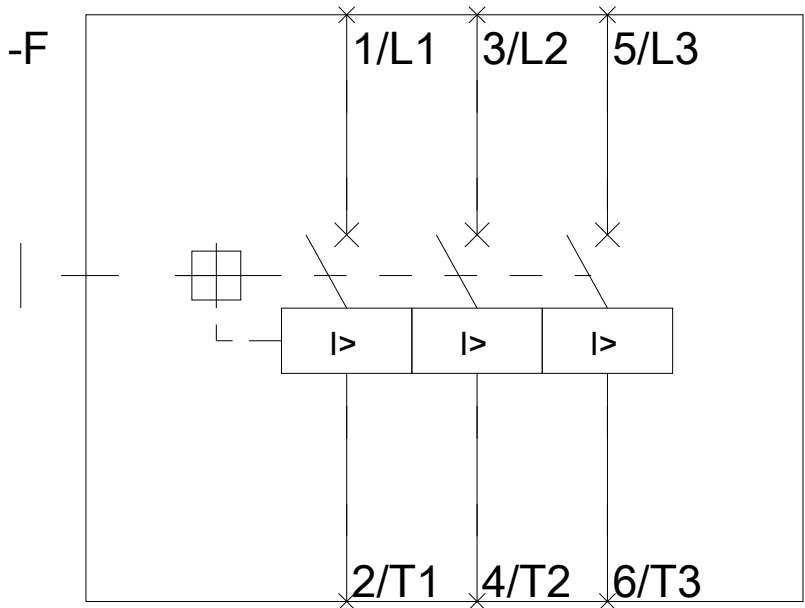
### Service&Support (Manuals, Certificates, Characteristics, FAQs,...)

<http://support.automation.siemens.com/WW/view/en/3RV23211EC20/all>

### Image database (product images, 2D dimension drawings, 3D models, device circuit diagrams, EPLAN macros, ...)

[http://www.automation.siemens.com/bilddb/cax\\_de.aspx?mlfb=3RV23211EC20&lang=en](http://www.automation.siemens.com/bilddb/cax_de.aspx?mlfb=3RV23211EC20&lang=en)





last modified:

11.03.2015