

**M12-Splitters/T-Connectors**

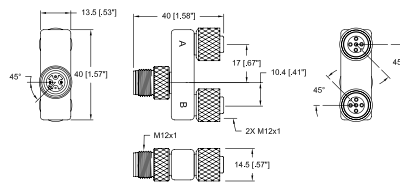
ASBS 2 M12-S2326 | ASBS 2 M12-S2325  
ASBS 2 M12-S1387 | ASBS 2 M12-S3995



**M12 Male to 2xM12 Female**

Splitter/T-connector, two way, 4-poles with one M12 male connector and two M12 female connectors.

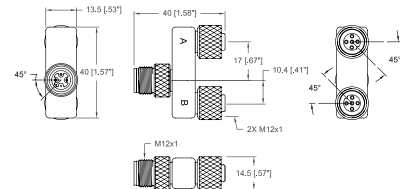
**ASBS 2 M12-S2326**



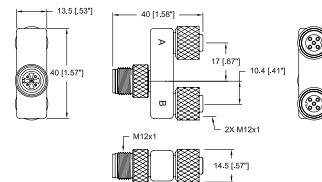
**M12 Male to 2xM12 Female**

Splitter/T-connector, two way, 5-poles with one M12 male connector and two M12 female connectors.

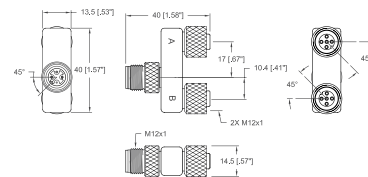
**ASBS 2 M12-S2325**



**ASBS 2 M12-S3187**



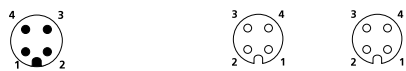
**ASBS 2 M12-S3995**



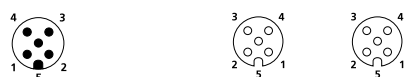
**Pin Assignments**

**Face Views**

**ASBS 2 M12-S2326**

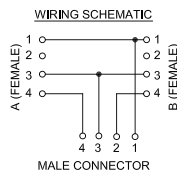


**ASBS 2 M12-S2325**

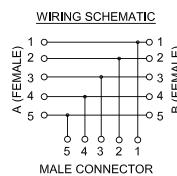


**Wiring Diagrams**

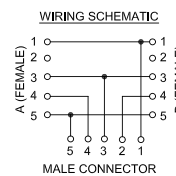
**ASBS 2 M12-S2326**



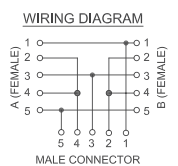
**ASBS 2 M12-S2325**



**ASBS 2 M12-S3187**



**ASBS 2 M12-3995**





Be Certain with Belden

**M12-Splitters/T-Connectors**

ASBS 2 M12-S2326 | ASBS 2 M12-S2325 | ASBS 2 M12-S3187 | ASBS 2 M12-S3995

**Technical Data**

**Environmental**

Degree of protection IP 67 / NEMA 6P  
 Operating temperature range -15°C (+5°F) / +90°C (+194°F)




**Mechanical**

Molded body PUR, black  
 Insert PUR, black  
 Contact Brass, gold over nickel plated  
 Coupling nut Brass, nickel-plated  
 O-ring FKM

**Electrical**

Contact resistance ≤ 5 mΩ  
 Current rating 4 A  
 Voltage rating 250 V

Splitters and Adapters

Part Number	Pins	Characteristics
ASBS 2 M12-S2326	4	
ASBS 2 M12-S2325	5	
ASBS 2 M12-S3187	5	
ASBS 2 M12-S3995	5	