

CIRCUIT BREAKER 400V 6KA, 2POLE, C, 1.6A



Figure similar

Model		
product brand name		SENTRON
Product designation		Miniature circuit breakers
<b>Design of the product</b>		5SL miniature circuit breakers
General technical data		
<b>Number of poles</b>		2
<b>Number of poles / Note</b>		2P
<b>Tripping characteristic class</b>		C
<b>circuit-breaker / Design</b>		5SL6
<b>Mechanical service life (switching cycles) / typical</b>		20 000
<b>Overvoltage category</b>		3
Voltage		
<b>Insulation voltage</b>		
<ul style="list-style-type: none"> <li>with multi-phase operation / with AC / Rated value</li> </ul>	V	440
Supply voltage		
Supply voltage frequency / Rated value	Hz	50
Protection class		
<b>Protection class IP</b>		IP20, with connected conductors
<b>Energy limiting class</b>		3
Switching capacity		
<b>Switching capacity current</b>		
<ul style="list-style-type: none"> <li>acc. to EN 60898 / Rated value</li> </ul>	kA	6

- acc. to IEC 60947-2 / Rated value

kA	6
----	---

### Dissipation

#### Active power loss

- for rated value of the current / with AC / in hot operating state / per pole

W	1.2
---	-----

### Electricity

rated current $I_n$ / IEC, DIN/VDE / at 40 Cel	A	1.52266
--	---	---------

Current / with AC / Rated value	A	1.6
---------------------------------	---	-----

### Main circuit

#### Operating voltage

- minimum
- for DC / Rated value / maximum
- with multi-phase operation / with AC / maximum

V	24
V	60
V	440

### Product details

Product feature / Touch protection		Yes
------------------------------------	--	-----

#### Product property

- halogen-free
- sealable
- silicon-free

Yes
Yes
Yes

Product expansion / can be installed / supplementary devices		Yes
--	--	-----

### Product function

Product function / neutral conductor switching		No
--	--	----

### Number

Number of test cycles / for environmental testing / acc. to IEC 60068-2-30		6
--	--	---

### Connections

#### Connectable conductor cross-section / stranded

- minimum
- maximum

mm <sup>2</sup>	0.75
mm <sup>2</sup>	35

#### Connectable conductor cross-section

- solid
  - minimum
  - maximum
- finely stranded / with core end processing
  - minimum
  - maximum

mm <sup>2</sup>	0.75
mm <sup>2</sup>	35
mm <sup>2</sup>	0.75
mm <sup>2</sup>	25

#### Tightening torque / with screw-type terminals

- minimum
- maximum

N·m	2.5
N·m	3

Mechanical Design		
Height	mm	90
Width	mm	36
Depth	mm	76
mounting position		any
Installation depth	mm	70
Number of width units		2


Environmental conditions		
Influence of the surrounding temperature		Periodically +55°C, max. 95% humidity
Ambient temperature		
• minimum	°C	-25
• maximum	°C	45
• during storage / minimum	°C	-40
• during storage / maximum	°C	75

Certificates		
Equipment marking		
• acc. to DIN EN 61346-2		F
• acc. to DIN EN 81346-2		F

### General Product Approval



[other](#)

General Product Approval	Declaration of Conformity	Test Certificates	other
<a href="#">TSE</a>		<a href="#">other</a>	<a href="#">other</a>



### Further information

Information- and Downloadcenter (Catalogs, Brochures,...)

<http://www.siemens.com/lowvoltage/catalogs>

Industry Mall (Online ordering system)

<https://eb.automation.siemens.com/mall/en/WW/Catalog/Product/5SL62157>

Service&Support (Manuals, Certificates, Characteristics, FAQs,...)

<http://support.automation.siemens.com/WW/view/en/5SL62157/all>

Image database (product images, 2D dimension drawings, 3D models, device circuit diagrams, ...)

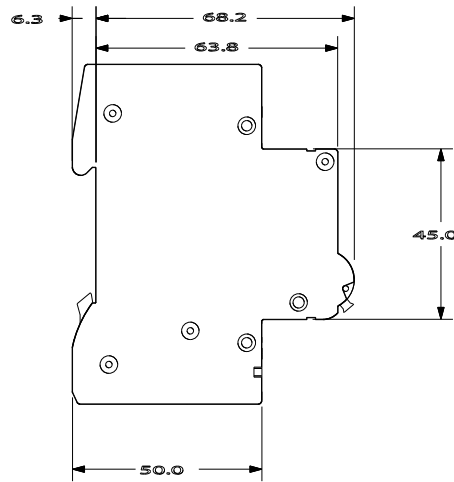
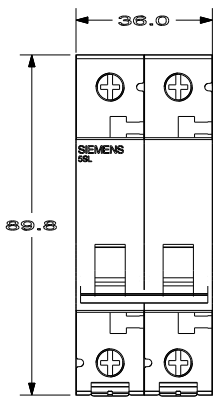
[http://www.automation.siemens.com/bilddb/cax\\_en.aspx?mlfb=5SL62157](http://www.automation.siemens.com/bilddb/cax_en.aspx?mlfb=5SL62157)

CAX-Online-Generator

<http://www.siemens.com/cax>

**Tender specifications**

<http://ausschreibungstexte.siemens.com/tiplv>



last modified:

11.03.2015