

# KORES Stamp Pad Ink

## DESCRIPTION

Kores Stamp Ink is an ink to fill up and refill stamp pads.

## PRODUCT BENEFITS




- Sharp colours and perfect imprints when used with Kores stamp pads
- Available in 5 intense colours: black, blue, green, red, purple
- UVA resistant inks and long-life formula: no fading
- Ink bottles have drip-free applicator for clean, quick and precise work
- Content of ink bottles: 28ml



### How to get best results:

- Always close cap tightly to prevent it from drying out
- Shake before application to the stamp to homogenize the ink
- Place the Applicator Tip at one side of the stamp pad and pull over the pad while gently squeezing
- Allow the ink to spread after inking. The ink will spread completely after about one hour
- Use about 10 ml of ink for an empty ink pad (70 mm x 110mm) to get good soaking without the risk of splattering.
- To reink a standard inkpad about 3 ml should be sufficient

## TECHNICAL SPECIFICATIONS

| Part Description | Material | Recyclingcode   | Measurements [mm] |    | Weights [g] |
|------------------|----------|---|-------------------|----|-------------|
| Stamp Pad Ink    |          |   | Height            | 78 | 36          |
|                  |          |   | Diameter          | 30 |             |
| Bottle           | PE       |  | Height            | 51 | 6,05        |
|                  |          |   | Diameter          | 30 |             |
| Insert           | PP       |  |                   |    | 0,84        |
| Cap              | PP       |  |                   |    | 1,9         |
| Ink Content      |          |   |                   |    | 27          |

## TRANSPORT & STORAGE

Store at room temperature 10-40°C, at humidity 30-50%. Shelf life: 24 months

## SAFETY & TOXICOLOGICAL INFORMATION

No known hazards to health and environment. (for details see MSDS)