

HCMD-10-S-03.00-01

(2.54 mm) .100"

IDC SOCKET & TERMINAL CABLE

Mates with:

TSW, MTSW, TST, EW, BST, ZST, MTLW, TSM, EJH-02 (HCSD only)

SPECIFICATIONS

For complete specifications and recommended PCB layouts see www.samtec.com?HCSD or www.samtec.com?HCSS

HCSD, HCSS

Insulator Material: Black Liquid Crystal Polymer

Flammability Rating: UL 94V-0

Insulation Resistance: 5000 MΩ

Temperature Range: -20°C to +105°C

(Rainbow Cable)

-40°C to +105°C (Gray Cable)

Withstanding Voltage: 1000 VRMS @ 60 Hz

Contact: Phosphor Bronze

Plating: 10μ" (0.25 μm) Au on contact area, 150μ" (3.81 μm) Sn on balance over 50μ" (1.27 μm) Ni.

Contact Resistance: 10 mΩ

Lead Size Range: .024" (0.61 mm) SQ to .026" (0.66 mm) SQ

Lead Insertion Depth: .185" (4.70 mm) to .250" (6.35 mm)

Insertion Force: 6 oz (1.67 N) average with .025" (0.64 mm) SQ probe

Withdrawal Force: 3 oz (0.83 N) average with .025" (0.64 mm) SQ probe

Wire: 28 AWG 7/36 stranded Tinned Copper

RoHS Compliant: Yes

SPECIFICATIONS

For complete specifications and recommended PCB layouts see www.samtec.com?HCMD or www.samtec.com?HCMS

HCMD, HCMS

Insulator Material: Black Liquid Crystal Polymer

Flammability Rating: UL 94V-0

Insulation Resistance: 5000 MΩ

Temperature Range: -20°C to +105°C

(Rainbow Cable)

-40°C to +105°C (Gray Cable)

Withstanding Voltage: 1000 VRMS @ 60 Hz

Terminal: Phosphor Bronze

Plating: Sn over 50μ" (1.27 μm) Ni

Wire: 28 AWG 7/36 stranded Tinned Copper

RoHS Compliant: Yes

Note: IDC assemblies are non-standard, non-returnable.

TYPE STRIP	ROW OPTION	NO. PINS PER ROW	END ASSEMBLY	ASSEMBLED LENGTH
	<p>S = Single</p> <p>D = Double (Color coded cable N/A for 36 pins/row. See -G option.)</p>	<p>-05, -08, -10, -12, -13, -15, -17, -20, -25, -36</p>		<p>-“XX.XX” = Assembled Length</p> <p>Assembled Length in INCHES (±1/8") → 2 inches minimum</p>

HCM
= Male Strip

LEAD STYLE	A
-01	(3.05) .120
-02	(5.84) .230

HCS
= Socket Strip

-S = Single End

Socket or Male Plug on one end

-D = Double End

Socket or Male Plug on each end

-T = Transfer End

Male Plug on one end with socket on other.
Begin part number with HCM.

HCSS-15-S-03.00-01-G

HCSD-10-S-03.00-01-T-G

HCMD, HCMS, HCSD, HCSS SERIES

LEAD STYLE

-01
= HCSS/HCSD or
(3.05 mm) .120" tail for
HCMS/HCMD

-02
= (5.84 mm) .230" tail
HCMS/HCMD only

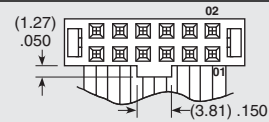
PLATING OPTION

-S
= 10µ" (0.25 µm) Gold on contact area or tail,
Tin on balance
(Standard on HCSS & HCSD. Leave blank)

-T
= Tin
(Standard on HCMS & HCMD. Leave blank)

NOTCH POLARIZATION

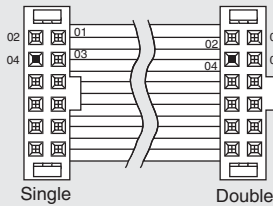
-N = Notch Polarization



Required for HCSS and HCSD.
(Not available on HCMS or HCMD,
unless Transfer, then only the
socket is polarized.)

OTHER OPTIONS

-P "XX"
= Position Polarization

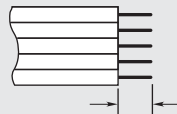


Specify "XX" as position. For Double
the same position will be polarized
on both ends. (Not available on
HCM, unless Transfer, then only the
socket is polarized)

1

-ST "X"
= Stripped & Tinned

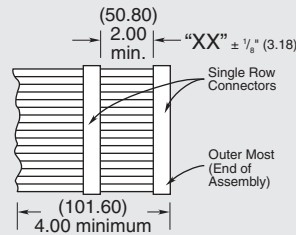
Specify Suffix from table. All
dimensions are ± 1/16" (1.59 mm). Not
available in 28 positions and higher.



-ST8	1/8" (3.18)
-ST4	1/4" (6.35)
-ST2	1/2" (12.70)
-ST3	3/8" (9.53)

3

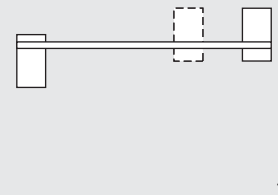
-S "XX"
= Daisy Chain Single



When mating double row connector
with two single row connectors, the
outer most single will be connected
to Conductor #1 and the inside single
to Conductor #2.

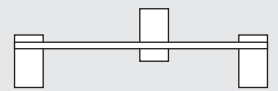
6

-R
= Reversed



7

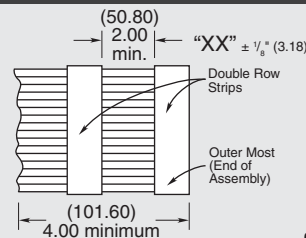
-M
= Middle Reversed



Requires -SXX, -WXX or -DXX

7

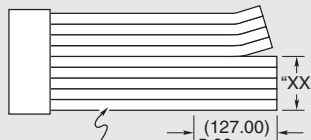
-D "XX"
= Daisy Chain, Double



6

-B "XX"
= Breakout

Specify "XX" as number of
conductors to be broken out.



Breakout starts with Number 1
lead indicated by brown wire or
red stripe. Shown on top side.

4

-G
= Gray Cable

Standard cable is color coded. Specify
-G for Gray cable with one red edge.

2

-RW
= Reversed Wiring

#1 wire opposite position #1

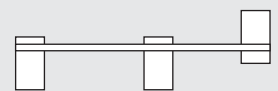
5

-W "XX"
= Wiring Reversed
Daisy Chain, Single

Same as -S "XX" except outer strip
connected to conductor #2 and inner
strip connected to conductor #1.

6

-O
= Outside Reversed



Requires -SXX, -WXX or -DXX

7