

Pkg. Size	A	B	C	D	Wt. (g)	Land Patterns				Reel Information			
						V	W (ref)	X	Y	Tape Width mm	Pitch mm	Parts 7" Reel	Parts 13" Reel
0402 (1005)	0.5±0.05 0.020	0.5±0.05 0.020	1.0±0.05 0.040	0.25±0.15 0.010	0.002	0.40 0.016	1.30 0.051	0.70 0.028	0.90 0.035	8	4	10000	—
0603 (1608)	0.8±0.15 0.031	0.8±0.15 0.031	1.6±0.15 0.063	0.4±0.2 0.016	0.006	0.60 0.024	1.70 0.067	1.00 0.039	1.10 0.043	8	4	4000	10000
0805 (2012)	0.9±0.2 0.035	1.25±0.2 0.049	2.0±0.2 0.079	0.5±0.3 0.020	0.01	0.60 0.024	1.90 0.075	1.50 0.059	1.30 0.051	8	4	4000	10000
1206 (3216)	1.1±0.2 0.043	1.6±0.2 0.063	3.2±0.2 0.126	0.7±0.3 0.028	0.03	1.20 0.047	2.80 0.110	1.80 0.071	1.60 0.063	8	4	3000	10000
1806 (4516)	1.6±0.2 0.063	1.6±0.2 0.063	4.5±0.2 0.177	0.7±0.3 0.028	0.06	2.00 0.079	3.90 0.154	1.80 0.071	1.90 0.075	12	8	2000	10000
1812 (4532)	1.5±0.2 0.063	3.2±0.2 0.126	4.5±0.2 0.177	0.7±0.3 0.028	0.09	2.00 0.079	3.90 0.154	3.40 0.134	1.90 0.075	12	8	1000	5000

Part Number: 2508051817Y0

Frequency Range: Low Current

Description: MULTI-LAYER TAPE & REEL MULTI-LAYER CHIP BEAD

Application: Suppression Components

Where Used: Board Component

Part Type: Chip Beads

Preferred Part: ✓

Part Type Information

Mechanical Specifications

Weight: 0.01 (g)

[View Chart Legend](#)

Dim	mm	mm tol	nominal inch	inch misc.
A	0.90	±0.20	0.035	—
B	1.25	±0.20	0.049	—
C	2.00	±0.20	0.079	—
D	0.50	±0.30	0.020	—
E	—	—	—	—
F	—	—	—	—
G	—	—	—	—
H	—	—	—	—
J	—	—	—	—
K	—	—	—	—

Land Patterns				
V	W (ref)	X	Y	Z
0.600 0.024	1.900 0.075	1.500 0.059	1.300 0.051	—

Reel Information				
Tape Width mm	Pitch mm	Parts 7" Reel	Parts 13" Reel	Parts 14" Reel
8	4	4000	10000	—

Winding Information			
Turns Tested	Wire Size	1st Wire Length	2nd Wire Length
—	—	—	—

Pkg Size
0805 (2012)

Connector Plate	
# Holes	# Rows
—	—

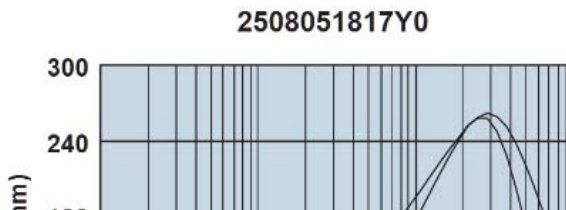
Cable Information			
Max Diameter	Max Dimension	Solid Equivalent	Flat Cable Cores
—	—	—	—

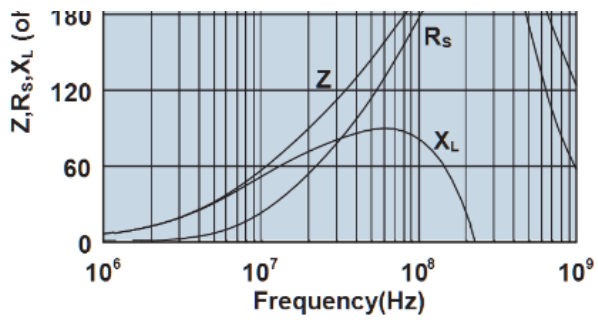
Electrical Specifications

Typical Impedance (Ω)	
50 MHz	134
100 MHz†	180 ±25%
500 MHz	198
1000 MHz	111

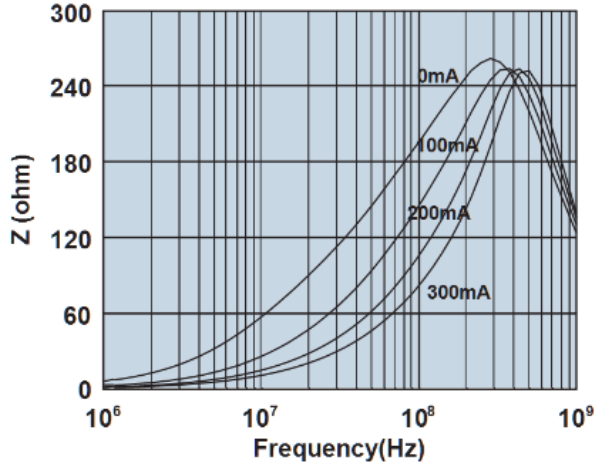
Electrical Properties	
Signal Speed	Standard
Max DCR (Ω)	0.20
Max Current (mA)	300

Impedance Curve





Impedance, reactance, and resistance vs. frequency.



Impedance vs. frequency with dc bias.