


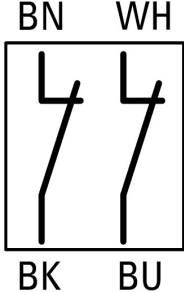







Emergency stop/emerg. switching off button, classic,palm-tree, 45 mm, turn-to-release function, 2 N/C, cable (black) with non-terminated end, 4p, 3.5m

Part no. C22-PVT45P-MPI-K02-P65
Catalog No. 185163

Delivery program

Product range			RMQ compact solution
Basic function			Controlled stop pushbuttons/emergency-stop buttons
Single unit/Complete unit			Complete unit
Design			Palm-tree shape
Diameter	∅	mm	45
Illumination			Non-illuminated
Connection type			Turn-to-release function
Cable Length		m	Cable (black) with non-terminated end, 4 pole 3.5
Description			Tamper-proof according to ISO 13850/EN 418 with mechanical switch position indication Switch position indicator red pushbutton actuated Switch position indication green pushbutton released
Colour			
Mushroom head			Red
			
Base			yellow
Degree of Protection			IP66, IP67, IP69 (frontseitig) IP65 (on rear)
Connection to SmartWire-DT			no
Contacts			
N/C = Normally closed			2 NC 
Notes			 = safety function, by positive opening to IEC/EN 60947-5-1
Actuator travel and actuation force as per DIN EN 60947-5-1, K.5.4.1			
		mm	4.65
Maximum travel		mm	5.7
Minimum force for positive opening		N	30
Contact sequence			
Contact travel  = Contact closed  = Contact open			



Contact diagram


 0 2.2 5.5

Zw = 4.5 mm

Technical data


General

Standards			IEC/EN 60947-5-5 VDE 0660
Certifications			CE, UL, CSA
Operating frequency	Operations/h		 300
Actuating force	n		 50
Tightening torque Threaded ring	Nm		2
Climatic proofing			Damp heat, constant, to IEC 60068-2-78 Damp heat, cyclic, to IEC 60068-2-30
Degree of Protection			IP66, IP67, IP69 (frontseitig) IP65 (on rear)
Mounting position			As required
Mechanical shock resistance, shock duration 11 ms	g		> 30

Contacts

Rated impulse withstand voltage	U_{imp}	V AC	4000
Rated insulation voltage	U_i	V	250
Overvoltage category/pollution degree			III/3
Control circuit reliability			
At 17 V DC/7 mA	H_F		N/C contact: statistically determined 1 failure per 0.9×10^6 Operations
Max. short-circuit protective device			
Fuse	gG/gL	A	4
Rated conditional short-circuit current	I_q	kA	1

Switching capacity

Rated operational current	I_e	A	
AC-15			
24 V	I_e	A	4
DC-13			
24 V	I_e	A	3
Cable characteristics			
Design			Cable end open
Cable Length		m	3.5
Material characteristic			PUR
Diameter		mm	4.7

Design verification as per IEC/EN 61439

Technical data for design verification			
Operating ambient temperature max.		°C	-25
Operating ambient temperature max.		°C	70

Technical data ETIM 6.0

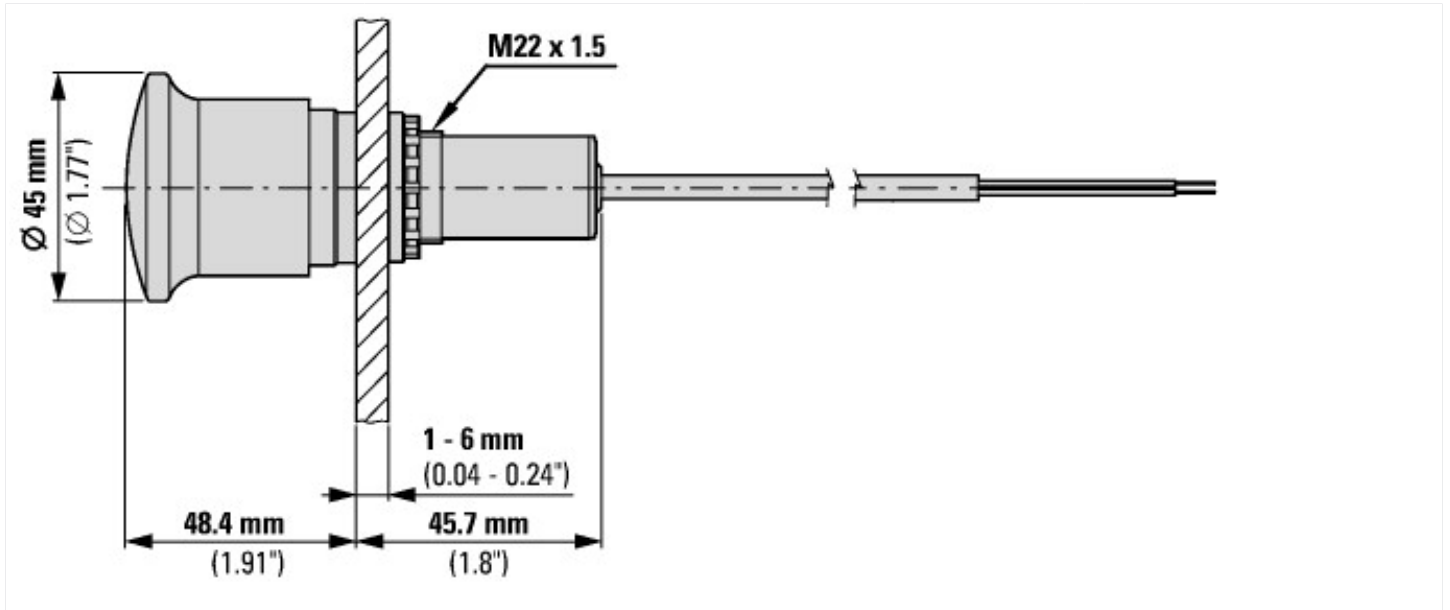
Low-voltage industrial components (EG000017) / Emergency stop complete (EC002034)

Electric engineering, automation, process control engineering / Low-voltage switch technology / Command and alarm device / EMERGENCY-STOP pushbutton, complete device (ec1@ss8.1-27-37-12-44 [ACN986008])

Unlocking method			Turn unlatching mechanism
Number of contacts as normally closed contact			2
Number of contacts as normally open contact			0
Degree of protection (IP)			-
Mounting method			Built-in
With lighting			No
Hole diameter		mm	22

Connection type auxiliary circuit	-
Diameter cap	mm 45

Dimensions



Additional product information (links)

IL047010ZU RMQ compact solution: Emergency-Switching-Off/Emergency-Stop

IL047010ZU RMQ compact solution:
Emergency-Switching-Off/Emergency-Stop

ftp://ftp.moeller.net/DOCUMENTATION/AWA_INSTRUCTIONS/IL047010ZU2017_01.pdf