



LOAD FEEDER FUSE SW. DIRECT STARTING, AC 400V, MDL. S0, 3.5 ... 5A, DC 24V SPRING-LOADED TERMINAL FOR 60MM BUSBAR SYSTEMS, COORDINATION TYPE 2, IQ = 150KA (ALSO COMPLIES WITH COORDINATION TYPE 1) 1NO+1NC (CONTACTOR)

Figure similar

product brand name		SIRIUS
Product designation		non-fused load feeders 3RA2
Manufacturer article number		
<ul style="list-style-type: none"> • of the supplied contactor • of the supplied circuit-breakers • of the supplied busbar adapter • of the supplied link module 		3RT2024-2BB40 3RV2021-1FA20 8US1251-5NT11 3RA2921-2AA00

General technical data:

Insulation voltage		
<ul style="list-style-type: none"> • with degree of pollution 3 Rated value 	V	690
Shock resistance		
<ul style="list-style-type: none"> • acc. to IEC 60068-2-27 		6g / 11 ms
Surge voltage resistance Rated value	kV	6
Type of assignment		2
Protection class IP		
<ul style="list-style-type: none"> • on the front 		IP20

Main circuit:

Number of poles for main current circuit		3
Adjustable response value current of the current-dependent overload release	A	3.5 ... 5
Operating voltage		
<ul style="list-style-type: none"> • Rated value • at AC-3 Rated value maximum 	V	690
	V	690
Operating frequency Rated value	Hz	50 ... 60
Operating current		

<ul style="list-style-type: none"> at AC-3 <ul style="list-style-type: none"> at 400 V Rated value 	A	3.6
Operating power		
<ul style="list-style-type: none"> at AC-3 <ul style="list-style-type: none"> at 400 V Rated value at 500 V Rated value at 690 V Rated value 	W	1 500
	W	2 200
	W	3 000
Control circuit/ Control:		
Control supply voltage for DC		
<ul style="list-style-type: none"> Rated value 	V	24
Holding power of the magnet coil for DC	W	5.9
Auxiliary circuit:		
Product expansion Auxiliary switch		Yes
Protective and monitoring functions:		
Trip class		CLASS 10
Design of the overload circuit breaker		thermal (bimetallic)
UL/CSA ratings:		
Full-load current (FLA) for three-phase AC motor		
<ul style="list-style-type: none"> at 480 V Rated value 	A	4.8
yielded mechanical performance [hp]		
<ul style="list-style-type: none"> for three-phase AC motor at 200/208 V Rated value for three-phase AC motor at 220/230 V Rated value for three-phase AC motor at 460/480 V Rated value for three-phase AC motor at 575/600 V Rated value 	metric hp	1
	metric hp	1
	metric hp	3
	metric hp	3
Short-circuit:		
Product function Short circuit protection		Yes
Design of the short-circuit trip		magnetic
Conditional short-circuit current (I_q)		
<ul style="list-style-type: none"> at 400 V acc. to IEC 60947-4-1 Rated value 	A	153 000
Installation/ mounting/ dimensions:		
mounting position		vertical
Mounting type		for snapping onto 60 mm busbar systems
Height	mm	260
Width	mm	45
Depth	mm	165
Required spacing		
<ul style="list-style-type: none"> for grounded parts 		

— forwards	mm	10
— Backwards	mm	0
— upwards	mm	30
— at the side	mm	9
— downwards	mm	10
• for live parts		
— forwards	mm	10
— Backwards	mm	0
— upwards	mm	30
— downwards	mm	10
— at the side	mm	9

Connections/ Terminals:

Type of electrical connection

- for main current circuit

spring-loaded terminals

Safety related data:

B10 value with high demand rate acc. to SN 31920

1 000 000

Proportion of dangerous failures

- with high demand rate acc. to SN 31920

%

73

Protection against electrical shock

finger-safe

Mechanical data:

Size of the circuit-breaker

S0

Size of load feeder

S0

Ambient conditions:

Ambient temperature

- during operation
- during storage
- during transport

°C

-20 ... +60

°C

-50 ... +80

°C

-50 ... +80

Certificates/ approvals:

General Product Approval	For use in hazardous locations	Declaration of Conformity	Test Certificates
--------------------------	--------------------------------	---------------------------	-------------------



[Type Test Certificates/Test Report](#)

Test Certificates	Shipping Approval	other
-------------------	-------------------	-------

[Declaration of the Compliance with the order](#)



[Environmental Confirmations](#)

[Declaration of Conformity](#)

other

[other](#)

Further information

Information- and Downloadcenter (Catalogs, Brochures,...)

<http://www.siemens.com/industrial-controls/catalogs>

Industry Mall (Online ordering system)

<http://www.siemens.com/industrymall>

Cax online generator

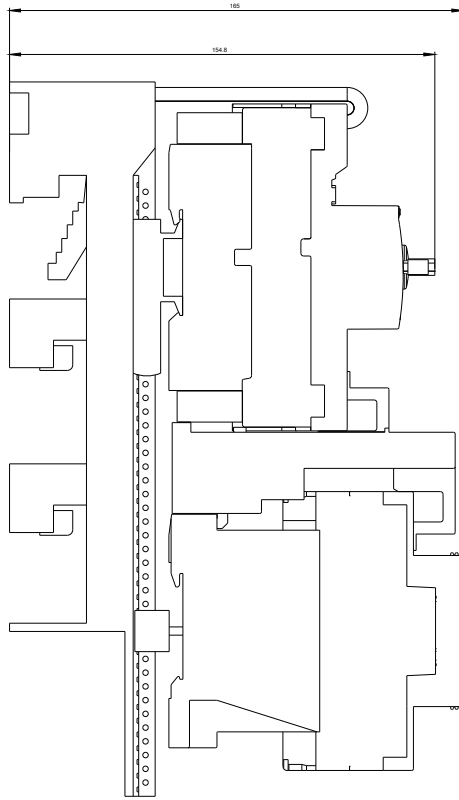
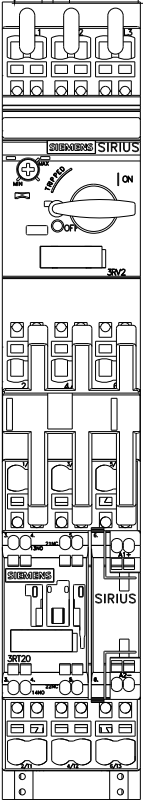
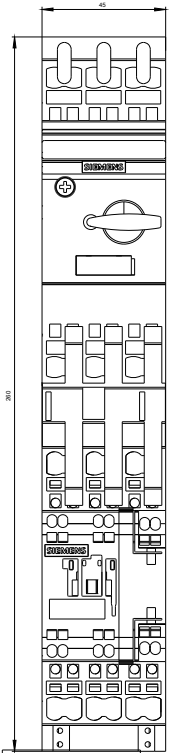
<http://support.automation.siemens.com/WW/CAXorder/default.aspx?lang=en&mlfb=3RA21201FH240BB4>

Service&Support (Manuals, Certificates, Characteristics, FAQs,...)

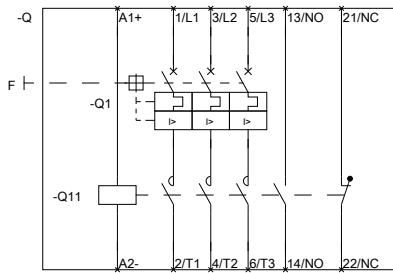
<http://support.automation.siemens.com/WW/view/en/3RA21201FH240BB4/all>

Image database (product images, 2D dimension drawings, 3D models, device circuit diagrams, EPLAN macros, ...)

http://www.automation.siemens.com/bilddb/cax_de.aspx?mlfb=3RA21201FH240BB4&lang=en



DREI-FACH-HERABZWEIG, SICHERUNGSL.



last modified:

11.03.2015

DREI-FACH-HERABZWEIG, SICHERUNGSL.