

6650380-2 ✓ ACTIVE

CROWN EDGE

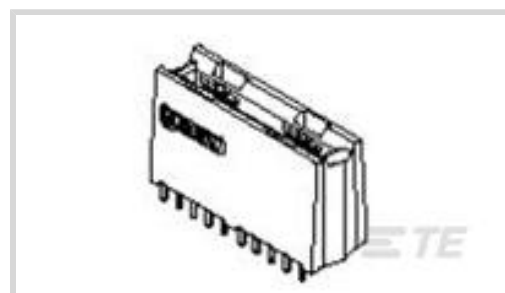
TE Internal #: 6650380-2

CROWN EDGE, Card Edge Power Connectors, Board-to-Board, 4 Position, 2.5mm [.098in] Centerline, Printed Circuit Board, 35A Contact Current Rating (Max)

[View on TE.com >](#)



Connectors > PCB Connectors > Card Edge Connectors > Card Edge Power Connectors



Connector System: **Board-to-Board**

Number of Positions: **4**

Centerline (Pitch): **2.5 mm [.098 in]**

Connector & Contact Terminates To: **Printed Circuit Board**

Contact Current Rating (Max): **35 A**

Features

Product Type Features

Housing Type	Receptacle
Product Type	Connector Assembly
Connector System	Board-to-Board
Contact Type	Socket
Connector & Contact Terminates To	Printed Circuit Board

Configuration Features

Mating & Unmating Configuration	Hot Pluggable
PCB Mount Orientation	Vertical
Number of Positions	4
Number of Power Positions	4
Number of Signal Positions	0
Number of Dual Positions	2
Row-to-Row Spacing	3.33 mm[.129 in]

Electrical Characteristics

Operating Voltage	250 V
-------------------	-------

Contact Features

Contact Termination Area Plating Finish	Matte
Power Contact Base Material	Phosphor Bronze Alloy



Power Contact Plating Material	Select Gold
Contact Mating Area Plating Material Thickness	.76 μm [30 μin]
Contact Base Material	Phosphor Bronze
Contact Current Rating (Max)	35 A
Contact Mating Area Plating Material	Gold
Contact Termination Area Plating Material	Tin
Contact Termination Area Plating Thickness	120 – 170 μin

Termination Features

Termination Post & Tail Length	4.06 mm, 5.08 mm[.159 in][.2 in]
Termination Method to Printed Circuit Board	Through Hole - Solder

Mechanical Attachment

PCB Mount Alignment	Without
PCB Mount Retention	Without
Connector Mounting Type	Board Mount
Mating Alignment	With
Mating Retention	Without

Housing Features

End Caps	Without
Centerline (Pitch)	2.5 mm[.098 in]
Housing Color	Black
Housing Material	Thermoplastic

Dimensions

	.508 in
PCB Thickness (Recommended)	3.18 mm[.125 in]
Module Length	26.8 mm[1.055 in]
Height	15 mm[.591 in]

Usage Conditions

Operating Temperature Range	-55 – 105 $^{\circ}\text{C}$ [-67 – 221 $^{\circ}\text{F}$]
-----------------------------	--

Operation/Application

Circuit Application	Power
---------------------	-------

Industry Standards

UL Flammability Rating	UL 94V-0
------------------------	----------



Packaging Features

Packaging Method	Carton
Packaging Quantity	192

Other

For Use With	Printed Circuit Board
--------------	-----------------------

Product Compliance

[For compliance documentation, visit the product page on TE.com>](#)

EU RoHS Directive 2011/65/EU	Compliant
EU ELV Directive 2000/53/EC	Compliant
China RoHS 2 Directive MIIT Order No 32, 2016	No Restricted Materials Above Threshold
EU REACH Regulation (EC) No. 1907/2006	Current ECHA Candidate List: JAN 2021 (211) Candidate List Declared Against: JAN 2021 (211) Does not contain REACH SVHC
Halogen Content	Not Low Halogen - contains Br or Cl > 900 ppm.
Solder Process Capability	Wave solder capable to 265°C

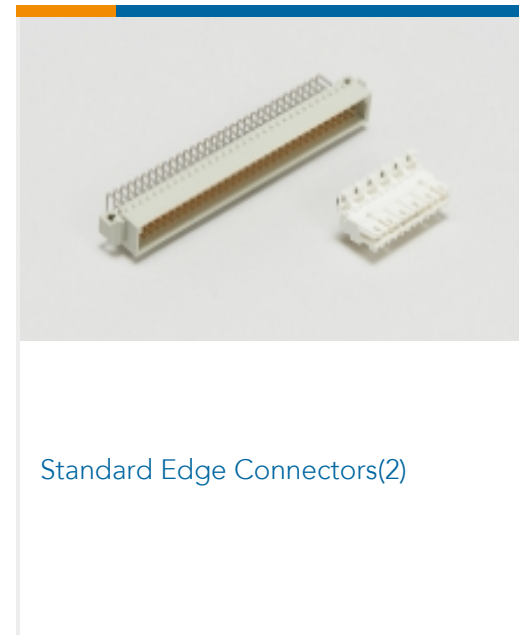
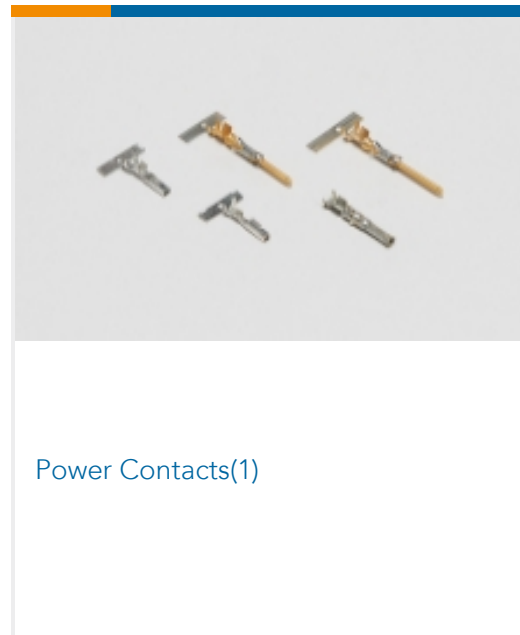
Product Compliance Disclaimer

This information is provided based on reasonable inquiry of our suppliers and represents our current actual knowledge based on the information they provided. This information is subject to change. The part numbers that TE has identified as EU RoHS compliant have a maximum concentration of 0.1% by weight in homogenous materials for lead, hexavalent chromium, mercury, PBB, PBDE, DBP, BBP, DEHP, DIBP, and 0.01% for cadmium, or qualify for an exemption to these limits as defined in the Annexes of Directive 2011/65/EU (RoHS2). Finished electrical and electronic equipment products will be CE marked as required by Directive 2011/65/EU. Components may not be CE marked. Additionally, the part numbers that TE has identified as EU ELV compliant have a maximum concentration of 0.1% by weight in homogenous materials for lead, hexavalent chromium, and mercury, and 0.01% for cadmium, or qualify for an exemption to these limits as defined in the Annexes of Directive 2000/53/EC (ELV). Regarding the REACH Regulation, the information TE provides on SVHC in articles for this part number is based on the latest European Chemicals Agency (ECHA) 'Guidance on requirements for substances in articles' posted at this URL: <https://echa.europa.eu/guidance-documents/guidance-on-reach>



Compatible Parts



Also in the Series | CROWN EDGE



Customers Also Bought





Documents

Product Drawings

[287-0032-12301=TA CONN,SKT](#)

English

CAD Files

Customer View Model

[ENG_CVM_6650380-2_A.3d_igs.zip](#)

English

Customer View Model

[ENG_CVM_6650380-2_A.3d_stp.zip](#)

English

Customer View Model

[ENG_CVM_6650380-2_A.2d_dxf.zip](#)

English

[3D PDF](#)

English

By downloading the CAD file I accept and agree to the [Terms and Conditions](#) of use.

Datasheets & Catalog Pages

[POWER_CONNECTORS_CATALOG_SEC03_CARD_EDGE](#)

English

Product Specifications

[Application Specification](#)

English

Product Environmental Compliance

[TE Material Declaration](#)

English