

ConnectPower PRO DCDC 120W 24V 5A

Weidmüller Interface GmbH & Co. KG

Klingenbergstraße 16

D-32758 Detmold

Germany

Fon: +49 5231 1429-0

Fax: +49 5231 14292083

www.weidmueller.com



The compact DC/DC converter provides systems with optimal failure protection for maximum availability.

- Compensation of voltage fluctuations
- Regeneration of the output voltage for a stable voltage at the end of long cables
- Establishment of floating supply systems through galvanic isolation
- Above-average performance data

General ordering data

Type	PRO DCDC 120W 24V 5A
Order No.	2001800000
Version	DC/DC converter, 24 V
GTIN (EAN)	4050118383836
Qty.	1 pc(s).

**ConnectPower
PRO DCDC 120W 24V 5A**

Weidmüller Interface GmbH & Co. KG
Klingenbergstraße 16
D-32758 Detmold
Germany
Fon: +49 5231 1429-0
Fax: +49 5231 14292083
www.weidmueller.com

Technical data
Dimensions and weights

Width	32 mm	Width (inches)	1.26 inch
Height	130 mm	Height (inches)	5.118 inch
Depth	120 mm	Depth (inches)	4.724 inch
Net weight	791 g		

Temperatures

Humidity	5...95 %, no condensation	Humidity at operating temperature	5...95 %, no condensation
Operating temperature	-25 °C...70 °C	Storage temperature	-40 °C...85 °C

Probability of failure

MTBF	1,250,000 h
------	-------------

Input

Connection system	Screw connection: pluggable	DC input voltage range	14...32 V (during operation), 18...32 V (commissioning)
Input fuse (internal)	Yes	Inrush current	Max. 10 A
Overload current protection	Yes	Rated input voltage	24 V DC
Recommended back-up fuse	10 A, char. B circuit breaker, 10 A, char. C circuit breaker		

output

DCL - peak load reserve	150 % (5 s); 200 % (200 ms); 300 % (100 ms); 400 % (50 ms); 600 % (20 ms)	Capacitive load	unrestricted
Continuous output current @ U _{Rated}	5 A @ 60 °C, 6 A @ 45°C, 3,75 A @ 70°C	Output current	5 A
Output power	120 W	Output voltage	24 V
Output voltage	22.5...29.5 V (adjustable via potentiometer on front)	Overload protection	Yes
Parallel connection option	Yes, max. 5 (without diode module)	Power reserve at nom. voltage	600% IN for 16 ms
Protection against inverse voltage	Yes	Ramp-up time	≤ 9 ms (U _{out} : 10%...90%)
Rated output voltage	24 V DC ± 1 %	Residual ripple, breaking spikes	max. 20 mVpp @ 24 VDC, IN

**ConnectPower
PRO DCDC 120W 24V 5A**

Weidmüller Interface GmbH & Co. KG
 Klingenbergstraße 16
 D-32758 Detmold
 Germany
 Fon: +49 5231 1429-0
 Fax: +49 5231 14292083
 www.weidmueller.com

Technical data**General data**

AC failure bridging time @ I_{Nom}	> 10 ms @ 24 V DC	Clip-in foot	metal
Current limiting	150% I_{out}	Degree of efficiency	typ. 92 %
Housing version	Metal, corrosion resistant	Humidity	5...95 %, no condensation
Max. perm. air humidity (operational)	5 %...95 % RH	Mounting position, installation notice	Horizontal on TS35 mounting rail. 50 mm of clearance at top & bottom for air circ. Can mount side by side with no space in between., 50 mm clearance at top and bottom for free air circulation, mountable side by side without clearance
Operating temperature	-25 °C...70 °C	Power loss, idling	2 W
Power loss, nominal load	11 W	Protection against over-heating	Yes
Protection against reverse voltages from the load	33...34 V DC	Protection degree	IP20
Protective circuit	Overtemperature, Short-circuit, Inverse voltage	Short-circuit protection	Yes
Start-up	≥ -40 °C	Surge voltage category	III

EMC / shock / vibration

Limiting of mains voltage harmonic currents	in accordance with EN 61000-3-2	Noise emission acc. to EN55022	Class B
Vibration resistance IEC 60068-2-6	2.3 g (15 Hz...150 Hz)	Interference immunity test acc. to	EN 61000-4-2 (ESD), EN 61000-4-4 (burst), EN 61000-4-5 (surge), EN 61000-4-6 (conducted), EN61000-4-3 (HF field)
Shock resistance IEC 60068-2-27	30 g in all directions		

Insulation coordination

Class of protection	III, with no ground connection, for SELV	Humidity at operating temperature	5...95 %, no condensation
Insulation voltage input / earth	1.5 kV DC	Insulation voltage output / earth	0.5 kV DC
Insulation voltage, input/output	1.5 kV DC	Pollution severity	2
Surge voltage category	III		

Electrical safety (applied standards)

Electrical machine equipment	Acc. to EN60204	For use with electronic equipment	Acc. to EN50178 / VDE0160
Protection against dangerous shock currents	Acc. to VDE0106-101	Protective separation / protection against electrical shock	VDE0100-410 / acc. to DIN57100-410
Safety extra-low voltage	SELV acc. to EN60950, PELV acc. to EN60204	Safety transformers for switch-mode power supplies	nach EN61558-2-16

ConnectPower PRO DCDC 120W 24V 5A

Weidmüller Interface GmbH & Co. KG
 Klingenbergstraße 16
 D-32758 Detmold
 Germany
 Fon: +49 5231 1429-0
 Fax: +49 5231 14292083
 www.weidmueller.com

Technical data

Connection data (input)

Conductor cross-section, AWG/kcmil , max.	12 AWG	Conductor cross-section, AWG/kcmil , min.	30 AWG
Conductor cross-section, flexible , min.	0.2 mm ²	Conductor cross-section, rigid , max.	4 mm ²
Conductor cross-section, rigid , min.	0.2 mm ²	Connection system	Screw connection: pluggable
Number of terminals	2 for (+, -)	Reverse polarity protection	Yes
Tightening torque, max.	0.5 Nm	Tightening torque, min.	0.4 Nm
Wire connection cross section, flexible (input), max.	4 mm ²		

Connection data (output)

Conductor cross-section, AWG/kcmil , max.	14 AWG	Conductor cross-section, AWG/kcmil , min.	24 AWG
Conductor cross-section, flexible , max.	2.5 mm ²	Conductor cross-section, flexible , min.	0.2 mm ²
Conductor cross-section, rigid , max.	2.5 mm ²	Conductor cross-section, rigid , min.	0.2 mm ²
Number of terminals	8 (+ / - / signal)	Tightening torque, max.	0.5 Nm
Tightening torque, min.	0.4 Nm		

Signalling

Transistor output, positive-switching	DC OK: 20 mA max., short-circuit-proof, I > 90%: 20 mA max., short-circuit-proof, Low U _{IN} : 20 mA max., short-circuit-proof
---------------------------------------	---

Approvals

Institute (cULus)		Certificate no. (cULus)	E258476
Institute (cULusEX)		Certificate no. (cULusEX)	E470829

Classifications

ETIM 6.0	EC002540	eClass 6.2	27-14-91-90
eClass 9.1	27-04-07-01		

Approvals

Approvals	
ROHS	Conform

Data sheet**ConnectPower
PRO DCDC 120W 24V 5A**

Weidmüller Interface GmbH & Co. KG
Klingenbergstraße 16
D-32758 Detmold
Germany
Fon: +49 5231 1429-0
Fax: +49 5231 14292083
www.weidmueller.com

Technical data**Downloads**

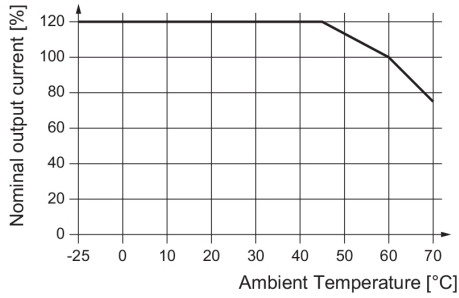
Approval/Certificate/Document of Conformity	DE_PA5200_160310_002.pdf
Engineering Data	EPLAN, WSCAD
User Documentation	Operating Instructions

Data sheet

**ConnectPower
PRO DCDC 120W 24V 5A**

Weidmüller Interface GmbH & Co. KG
 Klängenbergstraße 16
 D-32758 Detmold
 Germany
 Fon: +49 5231 1429-0
 Fax: +49 5231 14292083
 www.weidmueller.com

Drawings

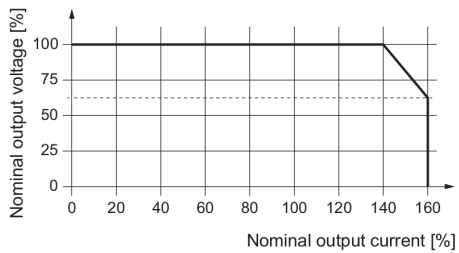


Derating curve

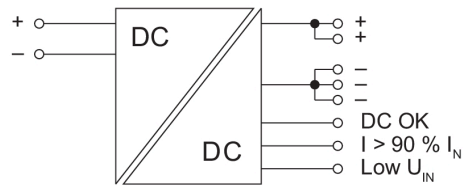
Event	LED (Gr/Ye/Rd)	LED (Ye)		Transistor status outputs		
		DC OK	I > 90% I _N	DC OK	I > 90% I _N	I low U _{IN}
U _{IN} < 14 V	OFF	ON	Low	Low	Low	Low
U _{IN} = 14...19.2 V *1)	I < 90% I _N	Gr	ON	High	Low	Low
	I > 90% I _N	Ye	ON	High	High	Low
	U < 20.4 V	Rd	ON	Low	Low	Low
U _{IN} > 19.2 V	I < 90% I _N	Gr	OFF	High	Low	High
	I > 90% I _N	Ye	OFF	High	High	High
	U < 20.4 V	Rd	OFF	Low	Low	High

Gr = grün / green / verde / verde / verde / verde / 绿色
 Ye = gelb / yellow / jaune / giallo / amarillo / amarillo / 黄色
 Rd = rot / red / rouge / rosso / rojo / vermelho / 红色
 *1) während des Betriebes / during operations / en cours de fonctionnement / durante l'esercizio / durante el servicio / durante a operação / 运行过程中

Signal states



UI characteristic curve



Switching symbol