

Miniature circuit breaker 230/400 V 10kA, 1-pole, B, 32 A



Model	
Product brand name	SETRON
Product designation	Miniature circuit breaker
Design of the product	5SL miniature circuit breakers

General technical data	
Number of poles	1
Number of poles / Note	1P
Tripping characteristic class	B
circuit-breaker / Design	5SL4
Mechanical service life (switching cycles) / typical	10 000
Overvoltage category	3

Voltage	
Type of voltage	AC
Insulation voltage	
<ul style="list-style-type: none"> with single-phase operation / at AC / rated value 	250 V
<ul style="list-style-type: none"> with multi-phase operation / at AC / rated value 	440 V

Supply voltage





Supply voltage / at AC / rated value	400 V
Supply voltage frequency / rated value	50 Hz
Protection class	
Protection class IP	IP20, with connected conductors
Energy limiting class	3
Switching capacity	
Switching capacity current	
• acc. to EN 60898 / rated value	10 kA
• acc. to IEC 60947-2 / rated value	10 kA
Dissipation	
Power loss [W] / for rated value of the current / at AC / in hot operating state / per pole	2.7 W
Electricity	
Tripping residual / rated value / derated current / at 40 Cel	29.56 A
Current / at AC / rated value	32 A
Main circuit	
Operating voltage	
• minimum	24 V
• at DC / rated value / maximum	60 V
• with single-phase operation / at AC / maximum	250 V
• with multi-phase operation / at AC / maximum	440 V
Suitability for operation	Residential buildings/infrastructure
Product details	
Product feature / Touch protection	Yes
Product feature	
• halogen-free	Yes
• sealable	Yes
• silicon-free	Yes
Product extension / can be installed / supplementary devices	Yes
Product function	
Product function / neutral conductor switching	No
Number	
Number of test cycles / for environmental testing / acc. to IEC 60068-2-30	28
Connections	
Connectable conductor cross-section / stranded	
• minimum	0.75 mm ²

• maximum	25 mm ²
Connectable conductor cross-section	
• solid	
— minimum	0.75 mm ²
— maximum	25 mm ²
• finely stranded / with core end processing	
— minimum	0.75 mm ²
— maximum	25 mm ²
Tightening torque / with screw-type terminals	
• minimum	2.5 N·m
• maximum	3 N·m

Mechanical Design	
Height	90 mm
Width	18 mm
Depth	76 mm
Mounting position	any
Installation depth	70 mm
Number of width units	1
Net weight	145 g

Environmental conditions	
Degree of pollution	2
Influence of the surrounding temperature	+55 °C, max. 95% humidity
Ambient temperature	
• minimum	-25 °C
• maximum	55 °C
• during storage / minimum	-40 °C
• during storage / maximum	75 °C

Certificates	
Reference code	
• acc. to DIN EN 61346-2	F
• acc. to DIN EN 81346-2	F

General Product Approval	Declaration of Conformity	Test Certificates
  	Miscellaneous  EG-Konf.	Miscellaneous

Further information

Information- and Downloadcenter (Catalogs, Brochures,...)
<http://www.siemens.com/lowvoltage/catalogs>

Industry Mall (Online ordering system)

<https://mall.industry.siemens.com/mall/en/en/Catalog/product?mlfb=5SL4132-6>

Service&Support (Manuals, Certificates, Characteristics, FAQs,...)

<https://support.industry.siemens.com/cs/ww/en/ps/5SL4132-6>

Image database (product images, 2D dimension drawings, 3D models, device circuit diagrams, ...)

http://www.automation.siemens.com/bilddb/cax_en.aspx?mlfb=5SL4132-6

CAX-Online-Generator

<http://www.siemens.com/cax>

Tender specifications

<http://www.siemens.com/specifications>

