

Cartridge Fuse, 6.3x32 mm, up to 50 A, high melting I<sup>2</sup>t

new



UL 248-14 · 250 VAC · 100 VDC · Time-Lag T

See below:  
[Approvals and Compliances](#)

**Description**

- Robust 6.3x32 fuse for high power and inrush current requirements

**Unique Selling Proposition**

- High I<sup>2</sup>t at high breaking capacity rating  
 - Current Range up to 50 A

**Applications**

- Single-phase high current applications up to 50 A


**References**

Pigtail Type [SUT-H 6.3x32 Pigtail](#)  
 Corresponding Fuseholder

**Weblinks**

[pdf datasheet](#), [html-datasheet](#), [General Product Information](#), [Packaging details](#), [Distributor-Stock-Check](#), [Detailed request for product](#)

**Technical Data**

Rated Voltage	250VAC/ 100VDC
Rated current	10 - 50A
Breaking Capacity	500A - 10kA
Characteristic	Time-Lag T
Admissible Ambient Air Temp.	-40 °C to 85 °C
Climatic Category	40/085/21 acc. to IEC 60068-1
Material: Tube	Ceramic
Material: Endcaps	Nickel-Plated Brass
Material: Filler	Sand
Unit Weight	2.8 g
Storage Conditions	0 °C to 50 °C, max. 70% r.h.
Product Marking	 , Type, Rated current, Rated Voltage, Certification marks


**Approvals and Compliances**

Detailed information on product approvals, code requirements, usage instructions and detailed test conditions can be looked up in [Details about Approvals](#)

**Approvals**



The approval mark is used by the testing authorities to certify compliance with the safety requirements placed on electronic products.

Approval Reference Type: SUT-H

Approval Logo	Certificates	Certification Body	Description
	UL Approvals	UL	UL File Number: E184831


**Product standards**

Product standards that are referenced

Organization	Design	Standard	Description
	Designed according to	UL 248-14	Low voltage fuses - Part 14: Additional fuses
	Designed according to	CSA22.2 No. 248.14	Low-Voltage Fuses - Part 14: Supplemental Fuses





## Application standards

Application standards where the product can be used


Organization	Design	Standard	Description
	Designed for applications acc.	IEC/UL 60950	IEC 60950-1 includes the basic requirements for the safety of information technology equipment.

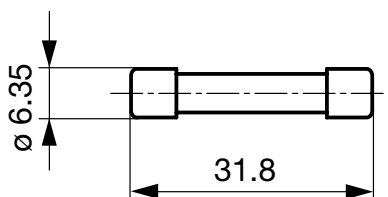
## Compliances

The product complies with following Guide Lines

Identification	Details	Initiator	Description
	CE declaration of conformity	SCHURTER AG	The CE marking declares that the product complies with the applicable requirements laid down in the harmonisation of Community legislation on its affixing in accordance with EU Regulation 765/2008.
	RoHS	SCHURTER AG	EU Directive RoHS 2011/65/EU
	China RoHS	SCHURTER AG	The law SJ / T 11363-2006 (China RoHS) has been in force since 1 March 2007. It is similar to the EU directive RoHS.
	REACH	SCHURTER AG	On 1 June 2007, Regulation (EC) No 1907/2006 on the Registration, Evaluation, Authorization and Restriction of Chemicals 1 (abbreviated as "REACH") entered into force.

## Dimension [mm]

 6.3 mm

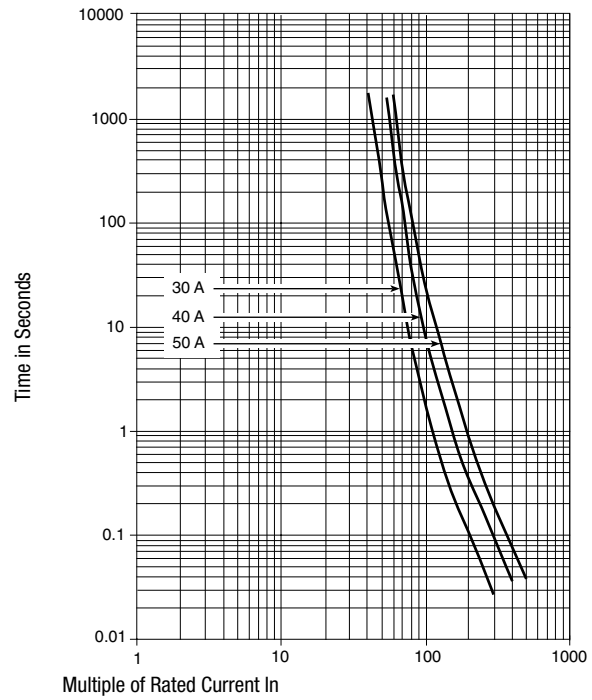
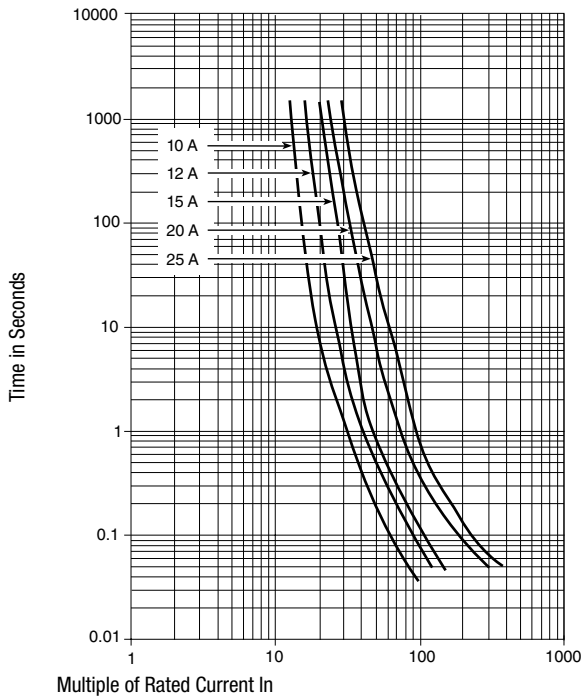


## Pre-Arcing Time


Rated Current  $I_n$     1.35 x  $I_n$  max.    2.0 x  $I_n$  min.    2.0 x  $I_n$  max.

10 A - 50 A	60 min	5 s	60 s
-------------	--------	-----	------

Time-Current-Curves



All Variants

Rated Current [A]	Rated Voltage [VAC]	Rated Voltage [VDC]	Breaking Capacity	Voltage Drop 1.0 In typ. [mV]	Power Dissipation 1.0 In typ. [mW]	Melting I²t 10.0 In typ. [A²s]		Order Number
10	250	100	1)	142	1420	364	●	8020.0602.H
12	250	100	1)	114	1368	788	●	8020.0603.H
15	250	100	1)	116	1739	1058	●	8020.0604.H
20	250	100	1)	111	2213	3540	●	8020.0605.H
25	250	100	1)	99	2476	5275	●	8020.0606.H
30	250	100	1)	109	3258	2475	●	8020.0607.H
40	250	80	2)	100	3998	5867	●	8020.0608.H
50	250	70	3)	96	4810	9908	●	8020.0609.H

 Most Popular.

Availability for all products can be searched real-time: <https://www.schurter.com/en/Stock-Check/Stock-Check-SCHURTER>

- 1) 500A @ 250VAC, cosφ = 0.7-0.8 / 10kA @ 125VAC, cosφ = 0.7-0.8 / 500A @ 100VDC, τ <= 3ms
- 2) 500A @ 250VAC, cosφ = 0.7-0.8 / 10kA @ 125VAC, cosφ = 0.7-0.8 / 500A @ 80VDC, τ <= 3ms
- 3) 500A @ 250VAC, cosφ = 0.7-0.8 / 10kA @ 125VAC, cosφ = 0.7-0.8 / 500A @ 70VDC, τ <= 3ms

Packaging Unit	xxxx.xxxx.H	Small Box Pack (10 pcs.)
	xxxx.xxxx.H.G	Bulk (1000 pcs.)