

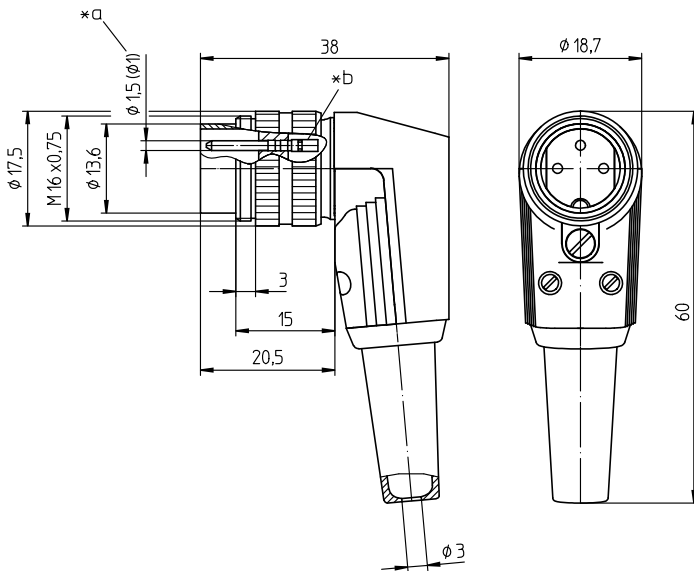
03 WSV

Circular connectors with threaded joint M16 acc. to IEC 61076-2-106, IP40/IP67/IP68

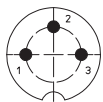


Plug acc. to IEC 61076-2-106, IP40, right angle version, with threaded joint and solder terminals

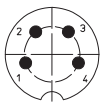
**03 WSV**



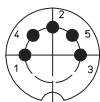
**Pin configurations, solder side view**



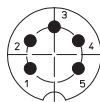
**03-a**  
WSV 30



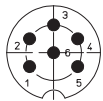
**04-a**  
WSV 40



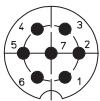
**05-b**  
WSV 50



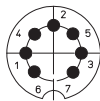
**05-a**  
WSV 50/6



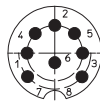
**06-a**  
WSV 60



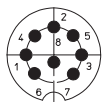
**07-a**  
WSV 70



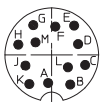
**07-b**  
WSV 71



**WSV 80**



**08-a**  
WSV 81



**12-a**  
WSV 120

- \*a 12 pole version  $\varnothing$  1.0 mm
- \*b cup-shaped solder terminal

**Environmental conditions**

Temperature range -40 °C/+85 °C

**Materials**

Insulating body	PA GF, V-0 according to UL94
Contact pin	CuZn, silver-plated and flash gold-plated (3-8 poles) CuZn, pre-nickel and gold-plated (12 poles)
Ground contact spring	CuZn, pre-nickel and tin-plated
Sleeve	steel, zinc-plated
Strain relief	steel, nickel-plated
Housing	PC, HB according to UL94
Knurled screw	CuZn, nickel-plated
Bend protection sleeve	TPE
Screw	special steel/steel, chromatiert

**Mechanical data**

Tightening torque connector	1-3 Nm
Tightening torque nut	1-3 Nm
Protection class	IP40 <sup>1</sup>

<sup>1</sup> according to IEC DIN EN 60529, only in locked condition with an appropriate counterpart

**Connectable conductors for solder area**

Section	$\leq$ 0.75 mm <sup>2</sup> (AWG 20) (3-8 poles) $\leq$ 0.25 mm <sup>2</sup> (AWG 24) (12 poles)
Cable diameter	4-6 mm

**Electrical data (at T<sub>amb</sub> 20 °C)**

Rated current	5 A (T <sub>amb</sub> 40 °C, 3-8 poles) 3 A (T <sub>amb</sub> 40 °C, 12 poles)
Rated voltage	with pollution degree 1: 300 V (versions 30, 40, 50/6, 60, 70) 100 V (versions 50, 71, 80, 81) 160 V (Polbild 120) with pollution degree 2: 250 V (versions 30, 40) 32 V (versions 50, 71, 80, 81) 160 V (versions 50/6, 60, 70, 120)
Rated impulse voltage	1500 V (versions 30, 40, 50/6, 60, 70, 120) 500 V (versions 50, 71, 80, 81)
Material group	II (IEC)/1 (UL) (400 = CTI < 600)
Overvoltage category	I
Insulation resistance	> 100 M $\Omega$

---

**Associated products**

Counterparts

<a href="#">030398</a>	<a href="#">KFR</a>	<a href="#">KFV</a>
<a href="#">KGR</a>	<a href="#">KGV</a>	<a href="#">KV</a>
<a href="#">KV ...-8</a>	<a href="#">WKV</a>	

Accessories

<a href="#">0383</a>	<a href="#">038399</a>	<a href="#">038899</a>
----------------------	------------------------	------------------------

---

03 WSV

Designation	Pole Number	PU (Pieces)	MDQ (Pieces)
WSV 30	3	50	100
WSV 40	4	50	100
WSV 50	5	50	100
WSV 50/6	5	50	100
WSV 60	6	50	100
WSV 70	7	50	100
WSV 71	7	50	100
WSV 80	8	50	100
WSV 81	8	50	100
WSV 120	12	50	100

**Packaging:**

pre-assembled, in a cardboard box