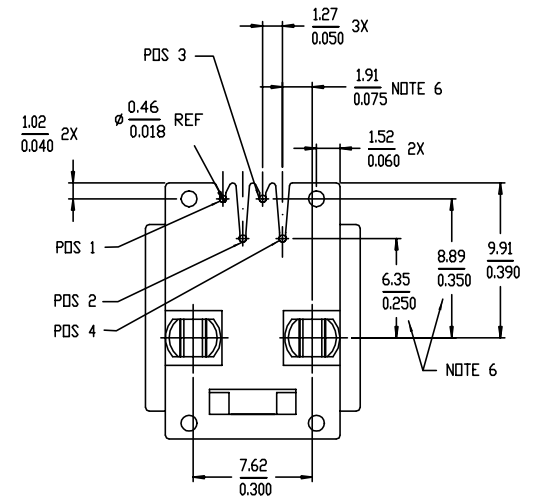
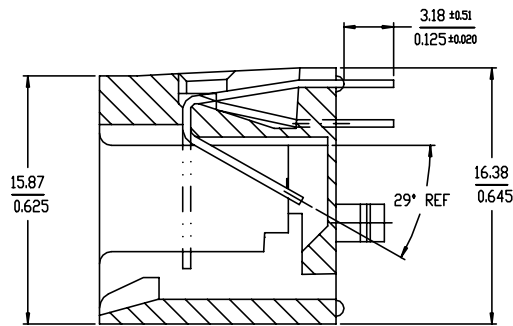
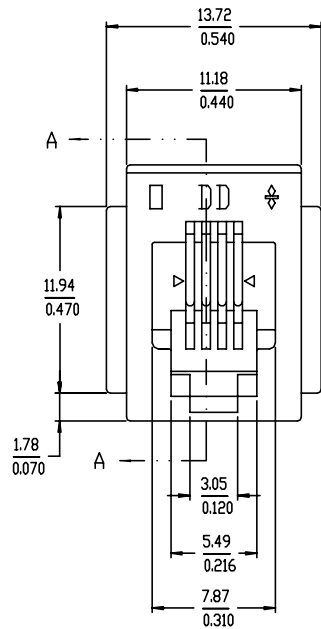
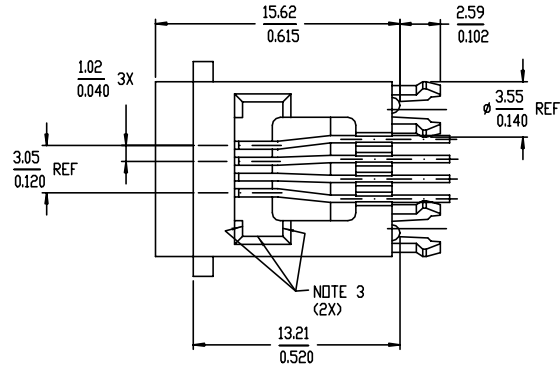


PRODUCT NO.
SEE CHART



SECTION A-A

mat'l. code		surface ISO1302 ✓		tolerance ISO1101 ISO406		projection mm		product family MOD JACK	
ltr ecn nodr date		tolerances unless otherwise specified		title		scale 2.0		4 POS VERT. SNAP PEG PCB III MOD JACK ASSY	
K	S00022	LOW	01/25/00	angle	0.X±0.3	mm		dwg no	
L	N04-0102	YS	11/23/04	0°±2'	0.XX±0.15	scale 2.0		sheet 1 of 2	
M	N08-0097	SH MNO	09/25/08	0°±2'	0.XXX±0.05	scale 2.0		size	
N	N08-0170	SH MNO	10/09/08	dr	M CHENG	7/13/01		90511	
P	ELX-N-010673	SH MNO	3/14/12	enr	M CHENG	7/13/01		A4	
				chr	M CHENG	7/13/01		type	
				appd	J HSIA	7/20/01		Product Customer Drawing	
sheet	revision	P	P						
index	sheet	1	2						

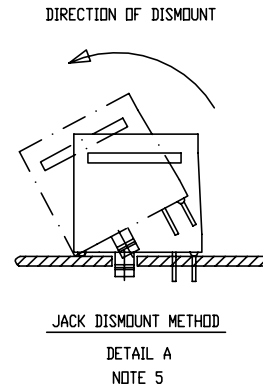
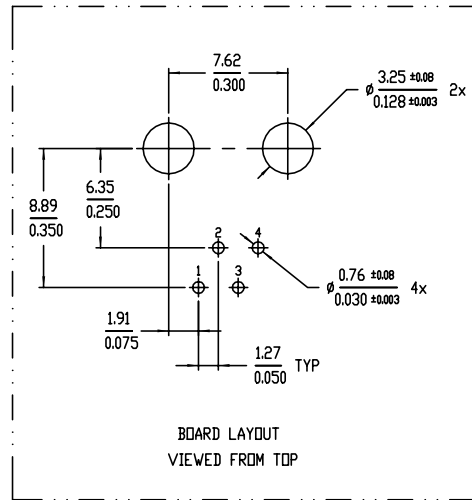
PRODUCT NO.	POSITIONS LOADED	CONTACT PLATING	NOTES
90511-001 -001LF -001HLF	ALL	5u" Au + high performance lubricant	BLACK
-002 -002LF -002HLF	ALL	5u" Au + high performance lubricant	BLACK
-003 -003LF	ALL	5u" Au + high performance lubricant	GREY
-004 -004LF	ALL	5u" Au + high performance lubricant	GREY
-005 -005LF -005HLF	ALL	50u" / 1.27u GXT	BLACK

PRODUCT NO.	POSITIONS LOADED	CONTACT PLATING	REMARKS
90511-101 -101LF -101HLF	ALL	5u" Au + high performance lubricant	NOT TOOLED
-102 -102LF -102HLF	ALL	5u" Au + high performance lubricant	NOT TOOLED

LEAD FREE PRODUCT NO.
MEETS PIP PROCESS PRODUCT NO.

NOTES :

- P/NO WITH DASH 0XX -NORMAL WAVE SOLDERING APPLICATION.
P/NO WITH DASH 1XX -IR REFLOW APPLICATION (NOT TOOLED).
- PACKAGING SPEC. BUS-14-164.
- SCRATCH MARKS ACCEPTABLE ON THESE SURFACES.
- JACK IS FOR 1,577,062 THICK PCB.
- SHOULD THE JACK NEED TO BE DISMOUNTED FROM THE PCB, PLS REMOVE JACK AS PER RECOMMENDED METHOD HEREIN. (DETAIL A) NIPPING THE LEGS OF THE PEG TOGETHER IS DISALLOWED, OTHERWISE LEG BREAKAGE MAY OCCUR.
- THESE DIMENSIONS ARE TAKEN FROM THE TOP OF THE PEG.
- THE PRODUCT MEETS EUROPEAN UNION DIRECTIVES AND OTHER COUNTRY REGULATIONS AS DESCRIBED IN GS-22-008.
- THE HOUSING WILL WITHSTAND EXPOSURE TO 260°C PEAK TEMPERATURE FOR 10 SECONDS IN A WAVE SOLDER APPLICATION WITH A 1.60mm MINIMUM THICK CIRCUIT BOARD.
- IF LF P/N PACKAGING MEETS GS-14-920 SPECIFICATION.
- EQUIVALENT THICKNESS Au AND GXT PLATING HAVE SAME FUNCTION AND THEY ARE ALTERNATIVE BY THE CUSTOMER .



mat'l. code		surface / tolerance		projection		product family	
		ISO1302 ✓ / ISO1101 ISO406		mm		MOD JACK	
l/tecn nodr date		tolerances unless otherwise specified		mm		title	
K	S00022	LOW	01/25/00	angle	0.X±0.3	4 POS VERT. SNAP PEG	
L	N04-0102	YS	11/23/04	0°±2'	0.XX±0.15	PCB III MOD JACK ASSY	
M	N08-0097	SH MMD	09/25/08	0°±2'	0.XXX±0.05	scale 2.0	
N	N08-0170	SH MMD	10/09/08	chr	M CHENG	7/13/01	dwg no
P	ELX-N-010673	SH MMD	3/14/12	chr	M CHENG	7/13/01	sheet 2 of 2
				appd	J HSIA	7/20/01	size
sheet index		revision sheet		FCI		90511 A4	
				type		Product Customer Drawing	