

COORDINATE SWITCH, 22MM, ROUND, PLASTIC, BLACK, 2 SWITCH POSITIONS, VERTICAL, LATCHING, WITHOUT MECH. INTERLOCK







Figure similar

Product brand name	SIRIUS ACT
Product designation	Coordinate switches
Product type designation	3SU1

Actuator	
Design of the operating mechanism	without mechanical interlock
Manner of function of the actuating element	Latching
Direction of actuation	Vertical
Color	
• of the actuating element	black
Material of the actuating element	plastic
Shape of the actuating element	Extended handle
Outer diameter of the actuating element	30.5 mm
Type of unlocking device	without
Number of switching positions	2

Front ring	
Product component front ring	Yes
Design of the front ring	high

Material of the front ring	plastic
Color of the front ring	black
General technical data	
Protection class IP	IP65, IP67
Shock resistance	Sinusoidal half-wave 50 g / 11 ms
<ul style="list-style-type: none"> • acc. to IEC 60068-2-27 • for railway applications acc. to DIN EN 61373 	Category 1, Class B
Vibration resistance	10 ... 500 Hz: 5g
<ul style="list-style-type: none"> • acc. to IEC 60068-2-6 • for railway applications acc. to DIN EN 61373 	Category 1, Class B
Operating frequency maximum	3 600 1/h
Mechanical service life (switching cycles)	250 000
<ul style="list-style-type: none"> • as operating period per direction of actuation typical 	
Equipment marking	S
<ul style="list-style-type: none"> • acc. to DIN EN 61346-2 • acc. to DIN EN 81346-2 	S
Auxiliary circuit	
Number of NC contacts	0
<ul style="list-style-type: none"> • for auxiliary contacts 	
Number of NO contacts	0
<ul style="list-style-type: none"> • for auxiliary contacts 	
Number of CO contacts	0
<ul style="list-style-type: none"> • for auxiliary contacts 	
Ambient conditions	
Ambient temperature	-25 ... +70 °C
<ul style="list-style-type: none"> • during operation • during storage 	-40 ... +80 °C
Environmental category during operation acc. to IEC 60721	3M6, 3S2, 3B2, 3C3, 3K6 (with relative air humidity of 10 ... 95 %)
Installation/ mounting/ dimensions	
Height	30.5 mm
Width	30.5 mm
Shape of the installation opening	round
Mounting diameter	22.3 mm
Positive tolerance of installation diameter	0.4 mm
Mounting height	71.3 mm
Installation width	30.5 mm
Installation depth	25.6 mm
Certificates/approvals	

General Product Approval			Declaration of Conformity	Test Certificates	
 CSA	 UL		 EG-Konf.	Declaration of the Compliance with the order	Special Test Certificate

other

[Confirmation](#)

Further information

Information- and Downloadcenter (Catalogs, Brochures,...)

<http://www.siemens.com/industrial-controls/catalogs>

Industry Mall (Online ordering system)

<https://mall.industry.siemens.com/mall/en/en/Catalog/product?mlfb=3SU1000-7AB10-0AA0>

Cax online generator

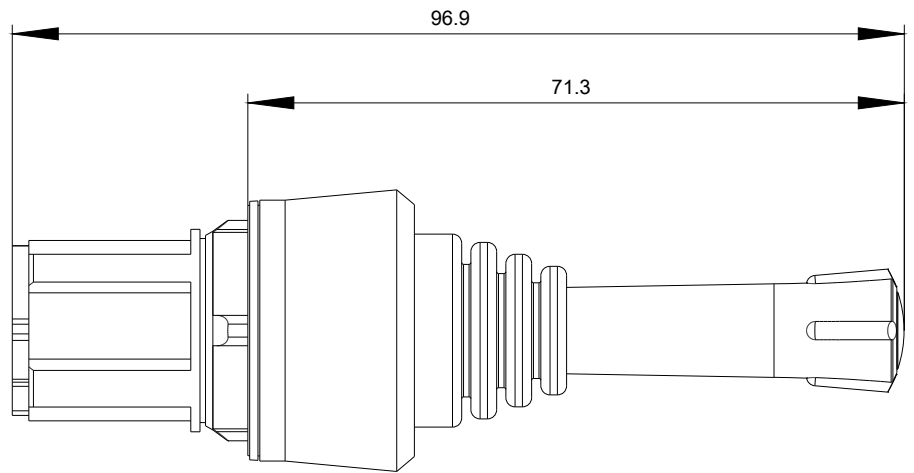
<http://support.automation.siemens.com/WW/CAXorder/default.aspx?lang=en&mlfb=3SU1000-7AB10-0AA0>

Service&Support (Manuals, Certificates, Characteristics, FAQs,...)

<https://support.industry.siemens.com/cs/ww/en/ps/3SU1000-7AB10-0AA0>

Image database (product images, 2D dimension drawings, 3D models, device circuit diagrams, EPLAN macros, ...)

http://www.automation.siemens.com/bilddb/cax_de.aspx?mlfb=3SU1000-7AB10-0AA0&lang=en



last modified:

09/25/2017