

Würth Elektronik eiSos GmbH & Co. KG

EMC & Inductive Solutions

Max-Eyth-Straße 1 · 74638 Waldenburg · Germany

Tel. +49 (0) 79 42 945-0 · Fax +49 (0) 79 42 945-400

eiSos@we-online.de · www.we-online.de



Product / Process Change Notification (PCN)

- Major change
 Minor change

PCN #: PCN_VarVS_20200227

Affected Series: WE-VS-Series; All part numbers

PCN Date: November 27, 2019

Effective Date: February 27, 2020

Change Category:

- Equipment / Location
 General Data
 Material
 Process
 Product Design
 Shipping / Packaging
 Supplier
 Software

Contact: Product Management

Phone: +49 (0) 7942 - 945 5001

Fax: +49 (0) 7942 - 945 5179

E-Mail: pcn.eisos@we-online.com

Data Sheet Change:

Yes No

Attachment:

Yes No

DESCRIPTION AND PURPOSE OF CHANGE:

To improve the processability, Würth Elektronik will change the recommended land pattern of all sizes of the WE-VS series. This includes the sizes 0402, 0603, 0805 and 1206.

This change is done to reduce the following risks when using an oversized land pattern:

1) Tombstone Effect

Reduces the risk of parts rising on one side during soldering which leads to a bad or missing connection to the second solder pad.

2) Swimming

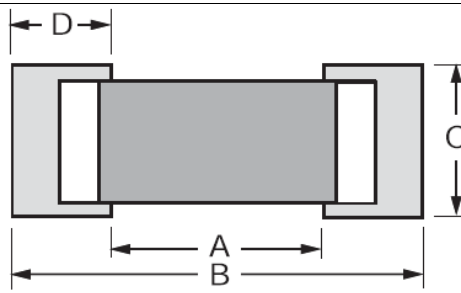
Reduces the risk of swimming parts meaning that the part will not be centered on the land pattern if the solder pads are either too big or have the wrong distance.

There will be no change in form, fit, function, quality or reliability of the product.

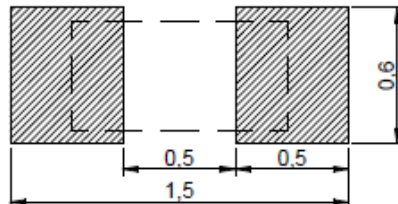
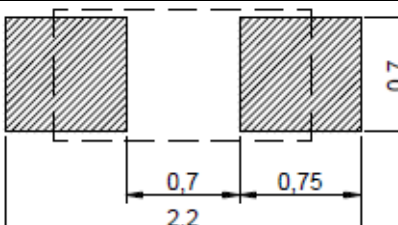
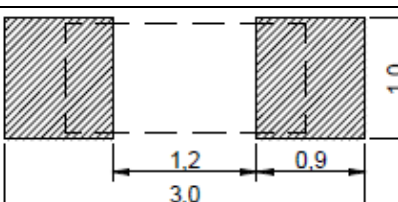
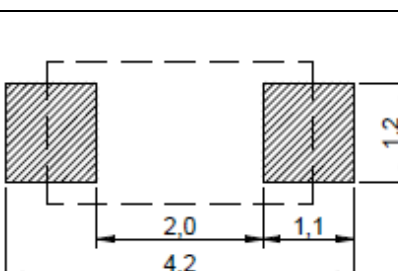
This change only concerns the land pattern which are recommended to be used.

DETAIL OF CHANGE:

Current recommended land pattern dimensions

Size & Dimensions					Drawing
Size	A	B	C	D	
0402	0.4 - 0.6	1.0 - 1.8	0.6 - 0.7	0.6 - 1.2	
0603	0.8 - 1.2	1.7 - 3.0	1.2 - 1.6	0.9 - 1.8	
0805	1.0 - 1.5	2.1 - 3.8	1.5 - 2.1	1.1 - 2.3	
1206	1.8 - 2.5	3.0 - 5.8	1.8 - 2.6	1.2 - 3.3	

New recommended land pattern dimensions

Size	Drawing
0402	
0603	
0805	
1206	

Würth Elektronik eiSos GmbH & Co. KG

EMC & Inductive Solutions

Max-Eyth-Straße 1 · 74638 Waldenburg · Germany

Tel. +49 (0) 79 42 945-0 · Fax +49 (0) 79 42 945-400

eiSos@we-online.de · www.we-online.de



The new recommended land pattern will also be available in the datasheets as shown in the table above with effective date of this PCN.

RELIABILITY / QUALIFICATION SUMMARY:

There will be no change of the product, therefore no additional reliability or qualification testing will be performed which is referring to electrical behaviour or material.

The new land pattern design was tested and verified with the following tests:

- Solderability (according JEDEC J-STD-020)
- Vibration 10G (according MIL-STD 202-204)
- Terminal Strength (according to an internal specification)