


**OMNIMATE Power - series BV/SV 7.62HP  
SVF 7.62HP/04/180MF2 SN BK BX**

**Weidmüller Interface GmbH & Co. KG**  
Klingenbergstraße 16  
D-32758 Detmold  
Germany  
Fon: +49 5231 14-0  
Fax: +49 5231 14-292083  
www.weidmueller.com

**Product image**


Similar to illustration

180° inverted inverse voltage-safe male header with PUSH IN connection technology for field wiring. With automatically locking middle flange for field wiring in 6 mm<sup>2</sup> with 7.62 pitch.

Also ideal as a touch-safe solution for inverse voltages. Meets the requirements of UL1059 600 V class C and IEC 61800-5-1.

On request, also available without middle flange.

**General ordering data**

Type	SVF 7.62HP/04/180MF2 SN BK BX
Order No.	<a href="#">1430010000</a>
Version	PCB plug-in connector, male plug, 7.62 mm, No. of poles: 4, 180°, PUSH IN, Clamping range, max. : 10 mm <sup>2</sup> , Box
GTIN (EAN)	4050118234954
Qty.	40 pc(s).
Product data	IEC: 1000 V / 57 A / 0.5 - 10 mm <sup>2</sup> UL: 600 V / 39 A / AWG 24 - AWG 10
Packaging	Box

**OMNIMATE Power - series BV/SV 7.62HP  
SVF 7.62HP/04/180MF2 SN BK BX**

**Weidmüller Interface GmbH & Co. KG**  
 Klingenbergstraße 16  
 D-32758 Detmold  
 Germany  
 Fon: +49 5231 14-0  
 Fax: +49 5231 14-292083  
 www.weidmueller.com

**Technical data****Dimensions and weights**

Net weight	19.95 g
------------	---------

**system parameters**

Product family		Type of connection	
Product family	OMNIMATE Power - series BV/SV 7.62HP	Type of connection	Field connection
Wire connection method	PUSH IN	Pitch in mm (P)	7.62 mm
Pitch in inches (P)	0.3 inch	Conductor outlet direction	180°
No. of poles	4	L1 in mm	30.48 mm
L1 in inches	1.2 inch	Pin series quantity	1
Touch-safe protection acc. to DIN VDE 57 106	Safe from finger touch	Touch-safe protection acc. to DIN VDE 0470	IP20 plugged
Volume resistance	4.50 mΩ	Can be coded	Yes
Stripping length	12 mm	Tightening torque for screw flange, min.	0.2 Nm
Screwdriver blade	0.6 x 3.5	Plugging cycles	25

**Material data**

Insulating material		Colour	
Insulating material	PA GF	Colour	black
Colour chart (similar)	RAL 9011	Insulating material group	II
CTI	≥ 500	Insulation strength	≥ 10 <sup>8</sup> Ω
UL 94 flammability rating	V-0	GWFI	960 °C
Contact material	Copper alloy	Contact surface	tinned
Layer structure of plug contact	4-6 μm Sn glossy	Storage temperature, min.	-25 °C
Storage temperature, max.	55 °C	Max. relative humidity during storage	80 %
Operating temperature, min.	-50 °C	Operating temperature, max.	125 °C
Temperature range, installation, min.	-25 °C	Temperature range, installation, max.	125 °C

**Conductors suitable for connection**

Clamping range, min.	0.5 mm <sup>2</sup>
Clamping range, max.	10 mm <sup>2</sup>
Solid, min. H05(07) V-U	0.5 mm <sup>2</sup>
Solid, max. H05(07) V-U	6 mm <sup>2</sup>
Stranded, max. H07V-R	10 mm <sup>2</sup>
Flexible, min. H05(07) V-K	0.5 mm <sup>2</sup>
Flexible, max. H05(07) V-K	10 mm <sup>2</sup>
w. plastic collar ferrule, DIN 46228 pt 4, 1.5 mm <sup>2</sup> min.	
w. plastic collar ferrule, DIN 46228 pt 4, 6 mm <sup>2</sup> max.	
w. wire end ferrule, DIN 46228 pt 1, min 1.5 mm <sup>2</sup>	
w. wire end ferrule, DIN 46228 pt 1, 6 mm <sup>2</sup> max.	

**OMNIMATE Power - series BV/SV 7.62HP  
SVF 7.62HP/04/180MF2 SN BK BX**

**Weidmüller Interface GmbH & Co. KG**  
Klingenbergstraße 16  
D-32758 Detmold  
Germany  
Fon: +49 5231 14-0  
Fax: +49 5231 14-292083  
www.weidmueller.com

**Technical data**

Clampable conductor	Cross-section for conductor connection	Type	fine-wired
		nominal	2.5 mm <sup>2</sup>
AEH	Cross-section for conductor connection	Stripping length	nominal 12 mm
		Stripping length	nominal 14 mm
Cross-section for conductor connection	Cross-section for conductor connection	Type	fine-wired
		nominal	4 mm <sup>2</sup>
AEH	Cross-section for conductor connection	Stripping length	nominal 12 mm
		Stripping length	nominal 14 mm
Cross-section for conductor connection	Cross-section for conductor connection	Type	fine-wired
		nominal	6 mm <sup>2</sup>
AEH	Cross-section for conductor connection	Stripping length	nominal 12 mm
		Stripping length	nominal 14 mm
Cross-section for conductor connection	Cross-section for conductor connection	Type	fine-wired
		nominal	1.5 mm <sup>2</sup>
AEH	Cross-section for conductor connection	Stripping length	nominal 15 mm
		Stripping length	nominal 12 mm

Max. clamping range 10 mm<sup>2</sup>

**Rated data acc. to IEC**

tested acc. to standard	IEC 60664-1, IEC 61984	Rated current, min. no. of poles (Tu=20°C)	57 A
Rated current, max. no. of poles (Tu=20°C)	50 A	Rated current, min. no. of poles (Tu=40°C)	57 A
Rated current, max. no. of poles (Tu=40°C)	45 A	Rated voltage for surge voltage class / pollution degree II/2	1,000 V
Rated voltage for surge voltage class / pollution degree III/2	800 V	Rated voltage for surge voltage class / pollution degree III/3	800 V
Rated impulse voltage for surge voltage class/ pollution degree II/2	6 kV	Rated impulse voltage for surge voltage class/ pollution degree III/2	8 kV
Rated impulse voltage for surge voltage class/ contamination degree III/3	8 kV	Short-time withstand current resistance	3 x 1s with 420 A
Clearance, min.	12.7 mm	Creepage distance, min.	12.7 mm

**Rated data acc. to CSA**

Institute (CSA)		Certificate No. (CSA)	200039-1121690
Rated voltage (Use group B / CSA)	600 V	Rated voltage (Use group C / CSA)	600 V
Rated voltage (Use group D / CSA)	600 V	Rated current (Use group B / CSA)	36 A
Rated current (Use group C / CSA)	36 A	Rated current (Use group D / CSA)	5 A
Wire cross-section, AWG, min.	AWG 24	Wire cross-section, AWG, max.	AWG 10
Reference to approval values	Specifications are maximum values, details - see approval certificate.		

**Data sheet**

**OMNIMATE Power - series BV/SV 7.62HP  
SVF 7.62HP/04/180MF2 SN BK BX**

**Weidmüller Interface GmbH & Co. KG**  
Klingenbergstraße 16  
D-32758 Detmold  
Germany  
Fon: +49 5231 14-0  
Fax: +49 5231 14-292083  
www.weidmueller.com

**Technical data**

**Rated data acc. to UL 1059**

Institute (cURus)



Certificate No. (cURus)

E60693

Rated voltage (Use group B / UL 1059)	600 V	Rated voltage (Use group C / UL 1059)	600 V
Rated voltage (Use group D / UL 1059)	600 V	Rated current (Use group B / UL 1059)	39 A
Rated current (Use group C / UL 1059)	39 A	Rated current (Use group D / UL 1059)	5 A
Wire cross-section, AWG, min.	AWG 24	Wire cross-section, AWG, max.	AWG 10
Reference to approval values	Specifications are maximum values, details - see approval certificate.		

**Packing**

Packaging	Box	VPE length	0
VPE width	0	VPE height	0

**Classifications**

ETIM 4.0	EC002637	ETIM 5.0	EC002637
ETIM 6.0	EC002638	eClass 6.2	27-26-07-04
eClass 7.1	27-44-04-02	eClass 8.1	27-44-04-02
eClass 9.0	27-44-03-09	eClass 9.1	27-44-03-09

**Notes**

- Notes
- Additional colours on request
  - Rated current related to rated cross-section & min. No. of poles.
  - Wire end ferrule without plastic collar to DIN 46228/1
  - Wire end ferrule with plastic collar to DIN 46228/4
  - P on drawing = pitch
  - Rated data refer only to the component itself. Clearance and creepage distances to other components are to be designed in accordance with the relevant application standards.
  - MFX and MSFX: X= Position of the middle flange e.g. MF2, MSF3

IPC conformity  
Conformity: The products are developed, manufactured and delivered according international recognized standards and norms and comply with the assured properties in the data sheet resp. fulfill decorative properties in accordance with IPC-A-610 "Class 2". Further claims on the products can be evaluated on request.

**Approvals**

Approvals



ROHS Conform

## OMNIMATE Power - series BV/SV 7.62HP SVF 7.62HP/04/180MF2 SN BK BX

**Weidmüller Interface GmbH & Co. KG**  
Klingenbergstraße 16  
D-32758 Detmold  
Germany  
Fon: +49 5231 14-0  
Fax: +49 5231 14-292083  
www.weidmueller.com

## Technical data

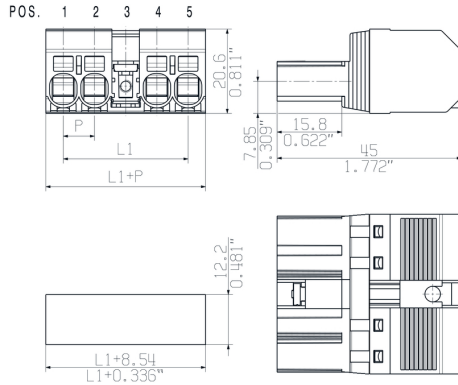
### Downloads

Approval/Certificate/Document of Conformity	<a href="#">Declaration of the Manufacturer</a>
Brochure/Catalogue	<a href="#">FL DRIVES EN</a> <a href="#">MB DEVICE MANUF. EN</a> <a href="#">FL DRIVES DE</a> <a href="#">CAT 2 PORTFOLIOGUIDE EN</a> <a href="#">FL HEATING ELECTR EN</a> <a href="#">FL APPL. INVERTER EN</a> <a href="#">FL_BASE_STATION_EN</a> <a href="#">FL ELEVATOR EN</a> <a href="#">FL POWER SUPPLY EN</a> <a href="#">FL 72H SAMPLE SER EN</a> <a href="#">PO OMNIMATE EN</a>
Engineering Data	<a href="#">EPLAN, WSCAD</a>
Motion controllers white paper	<a href="#">Download Whitepaper</a>
User Documentation	<a href="#">QR-Code product handling video</a>
White Paper UL 600 V	<a href="#">Download Whitepaper</a>
White Paper wire connection	<a href="#">Download Whitepaper</a>

**OMNIMATE Power - series BV/SV 7.62HP  
SVF 7.62HP/04/180MF2 SN BK BX**

**Weidmüller Interface GmbH & Co. KG**  
Klingenbergstraße 16  
D-32758 Detmold  
Germany  
Fon: +49 5231 14-0  
Fax: +49 5231 14-292083  
www.weidmueller.com


**Drawings**



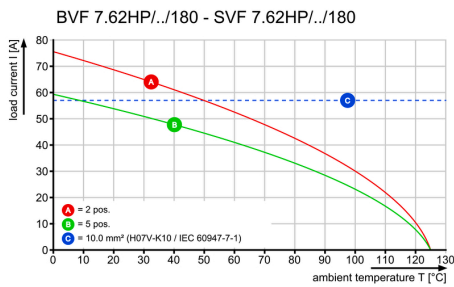
**Connection diagram**

6	M(S)F6	o	o	o	o	o	X	o
6	M(S)F5	o	o	o	o	X	o	o
6	M(S)F4	o	o	o	X	o	o	o
6	M(S)F3	o	o	X	o	o	o	o
6	M(S)F2	o	X	o	o	o	o	o
5	M(S)F5	o	o	o	o	X	o	o
5	M(S)F4	o	o	o	X	o	o	o
5	M(S)F3	o	o	X	o	o	o	o
5	M(S)F2	o	X	o	o	o	o	o
4	M(S)F4	o	o	o	X	o	o	o
4	M(S)F3	o	o	X	o	o	o	o
4	M(S)F2	o	X	o	o	o	o	o
3	M(S)F3	o	o	X	o	o	o	o
3	M(S)F2	o	X	o	o	o	o	o
2	M(S)F2	o	X	o	o	o	o	o
<b>NO OF POLES</b>	<b>X = MIDDLE FLANGE POSITION</b>	<b>1</b>	<b>2</b>	<b>3</b>	<b>4</b>	<b>5</b>	<b>6</b>	<b>7</b>

POS. 1 2 3 4 5



**Graph**



**Graph**

