



FUSELESS LOAD FEEDER REVERSING OPERATION, 400 V AC, SZ S00 0.22 TO 0.32 A 3 KW, 230 V AC SCREW TERMINAL FOR 60 MM BUSBAR SYSTEMS TYPE OF COORDINATION 2, IQ = 150 KA (ALSO FULFILLS TYPE OF COORDINATION 1) 1NC (CONTACTOR)

product brand name		SIRIUS
Product designation		non-fused load feeders 3RA2
Manufacturer article number		
<ul style="list-style-type: none"> • of the supplied contactor • of the supplied circuit-breakers • of the supplied RS assembly kit • of the supplied busbar adapter • of the supplied link module 		3RT2015-1AP02 3RV2011-0DA10 8US1250-5AS10 8US1251-5DS10 3RA1921-1DA00

General technical data:

Insulation voltage		
<ul style="list-style-type: none"> • with degree of pollution 3 Rated value 	V	690
Shock resistance		
<ul style="list-style-type: none"> • acc. to IEC 60068-2-27 		6g / 11 ms
Surge voltage resistance Rated value	kV	6
Type of assignment		2
Protection class IP		
<ul style="list-style-type: none"> • on the front 		IP20

Main circuit:

Number of poles for main current circuit		3
Adjustable response value current of the current-dependent overload release	A	0.22 ... 0.32
Operating voltage		
<ul style="list-style-type: none"> • Rated value • at AC-3 Rated value maximum 	V	690
	V	690
Operating frequency Rated value	Hz	50 ... 60

Operating current		
<ul style="list-style-type: none"> at AC-3 <ul style="list-style-type: none"> at 400 V Rated value 	A	0.3
Operating power		
<ul style="list-style-type: none"> at AC-3 <ul style="list-style-type: none"> at 400 V Rated value at 500 V Rated value at 690 V Rated value 	W W W	90 120 120

Control circuit/ Control:

Control supply voltage with AC		
<ul style="list-style-type: none"> at 50 Hz Rated value at 60 Hz Rated value 	V V	230 230
Apparent holding power of the magnet coil with AC	V·A	4.2

Auxiliary circuit:

Product expansion Auxiliary switch		Yes
---	--	-----

Protective and monitoring functions:

Trip class		CLASS 10
Design of the overload circuit breaker		thermal (bimetallic)

UL/CSA ratings:

Full-load current (FLA) for three-phase AC motor		
<ul style="list-style-type: none"> at 480 V Rated value 	A	0.32

Short-circuit:

Product function Short circuit protection		Yes
Design of the short-circuit trip		magnetic
Conditional short-circuit current (I_q)		
<ul style="list-style-type: none"> at 690 V acc. to IEC 60947-4-1 Rated value at 400 V acc. to IEC 60947-4-1 Rated value at 500 V acc. to IEC 60947-4-1 Rated value 	A A A	100 000 153 000 100 000

Installation/ mounting/ dimensions:

mounting position		vertical
Mounting type		for snapping onto 60 mm busbar systems
Height	mm	200
Width	mm	90
Depth	mm	155.1
Required spacing		
<ul style="list-style-type: none"> for grounded parts <ul style="list-style-type: none"> forwards Backwards upwards at the side 	mm mm mm mm	0 0 20 9

— downwards	mm	10
• for live parts		
— forwards	mm	0
— Backwards	mm	0
— upwards	mm	20
— downwards	mm	10
— at the side	mm	9

Connections/ Terminals:

Type of electrical connection

- | | |
|----------------------------|----------------------|
| • for main current circuit | screw-type terminals |
|----------------------------|----------------------|

Safety related data:

B10 value with high demand rate acc. to SN 31920		1 000 000
---	--	-----------

Proportion of dangerous failures

- | | | |
|--|---|----|
| • with high demand rate acc. to SN 31920 | % | 73 |
|--|---|----|

Protection against electrical shock		finger-safe
--	--	-------------

Mechanical data:

Size of the circuit-breaker		S00
------------------------------------	--	-----

Size of load feeder		S00
----------------------------	--	-----

Ambient conditions:

Ambient temperature

- | | | |
|--------------------|----|-------------|
| • during operation | °C | -20 ... +60 |
| • during storage | °C | -50 ... +80 |
| • during transport | °C | -50 ... +80 |

Certificates/ approvals:

General Product Approval	For use in hazardous locations	Declaration of Conformity	Test Certificates
--------------------------	--------------------------------	---------------------------	-------------------



CSA



UL



ATEX



EG-Konf.

[Declaration of the Compliance with the order](#)

Test Certificates	Shipping Approval
-------------------	-------------------

[Special Test Certificate](#)

[Type Test Certificates/Test Report](#)



ABS



BUREAU VERITAS



DNV



GL

Shipping Approval	other
-------------------	-------



PRS



RINA

[Environmental Confirmations](#)

[Declaration of Conformity](#)

[other](#)

Further information

Information- and Downloadcenter (Catalogs, Brochures,...)

<http://www.siemens.com/industrial-controls/catalogs>

Industry Mall (Online ordering system)

<http://www.siemens.com/industrymall>

Cax online generator

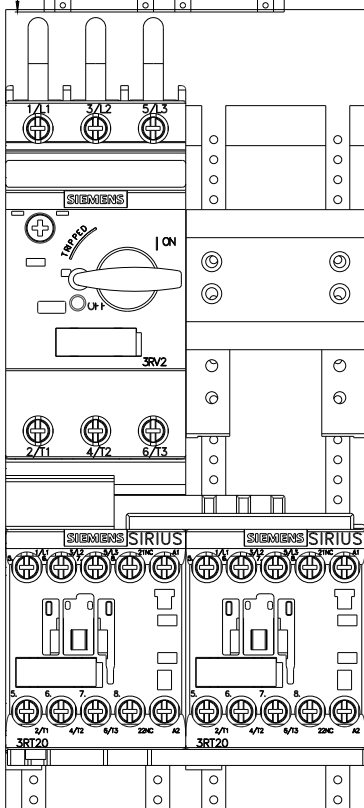
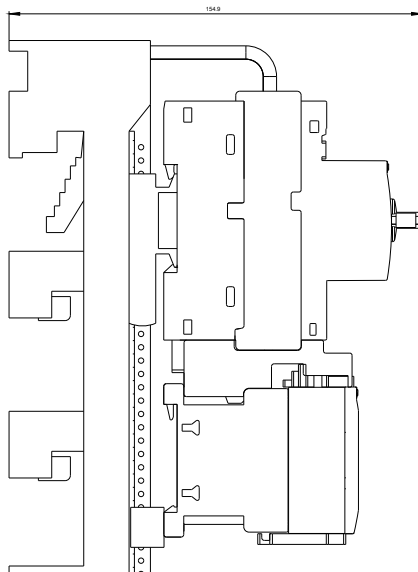
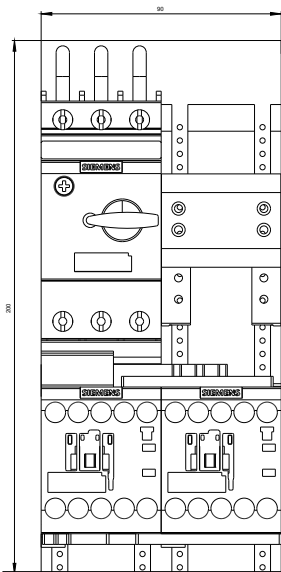
<http://support.automation.siemens.com/WW/CAXorder/default.aspx?lang=en&mfb=3RA22100DD152AP0>

Service&Support (Manuals, Certificates, Characteristics, FAQs,...)

<http://support.automation.siemens.com/WW/view/en/3RA22100DD152AP0/all>

Image database (product images, 2D dimension drawings, 3D models, device circuit diagrams, EPLAN macros, ...)

http://www.automation.siemens.com/bilddb/cax_de.aspx?mfb=3RA22100DD152AP0&lang=en



REBR&REBEF&ZV&C&DHERUNGSL.



REBR&REBEF&ZV&C&DHERUNGSL.

last modified:

11.03.2015