

RIDERSERIES RCI RCIKIT 230VAC 2CO LD/PB/RC

Weidmüller Interface GmbH & Co. KG
 Klingenbergstraße 16
 D-32758 Detmold
 Germany
 Fon: +49 5231 14-0
 Fax: +49 5231 14-292083
 www.weidmueller.com

Product image



Similar to illustration

Modular system comprised of:

- relay socket for rail mounting
- LED indicator unit
- retaining clip
- plug-in relay
- markers

General ordering data

Type	RCIKIT 230VAC 2CO LD/PB/RC
Order No.	2052470000
Version	RIDERSERIES RCI, Relays, No. of contacts: 2 CO contact with test button AgNi 90/10, Rated control voltage: 230 V AC, Continuous current: 8 A, Screw connection
GTIN (EAN)	4050118412109
Qty.	10 pc(s).

**RIDERSERIES RCI
RCIKIT 230VAC 2CO LD/PB/RC**

Weidmüller Interface GmbH & Co. KG
 Klingenbergstraße 16
 D-32758 Detmold
 Germany
 Fon: +49 5231 14-0
 Fax: +49 5231 14-292083
 www.weidmueller.com

Technical data**Dimensions and weights**

Width	15.8 mm	Width (inches)	0.622 inch
Height	77 mm	Height (inches)	3.031 inch
Depth	70.2 mm	Depth (inches)	2.764 inch
Net weight	56.32 g		

Temperatures

Humidity	40 °C / 93 % rel. humidity, no condensation	Operating temperature, max.	70 °C
Operating temperature, min.	-40 °C	Storage temperature, max.	70 °C
Storage temperature, min.	-40 °C	Operating temperature	-40 °C...70 °C
Storage temperature	-40 °C...70 °C		

Environmental Product Compliance

REACH SVHC	Lead 7439-92-1
------------	----------------

Input

Rated control voltage	230 V AC	Rated current AC	3.5 mA
Power rating	0.8 VA	Pull-in/drop-out voltage, typ.	172.5 V / 34.5 V AC
Coil resistance	32500 Ω ± 15 %	Status indicator	red LED
Protective circuit	RC element	RC filter	4.7 kΩ / 10 nF

Output

Rated switching voltage	250 V AC	Max. switching voltage, AC	400 V
Continuous current	8 A	Inrush current	15 A / 4 s
Switch-on delay	≤ 10 ms	Switch-off delay	≤ 6 ms
Min. switching power	1 mA @ 24 V, 10 mA @ 12 V, 100 mA @ 5 V	Max. switching frequency at rated load	0.1 Hz

Contact data

Contact type	2 CO contact with test button (AgNi 90/10)	Mechanical service life	AC coil 5 x 10 ⁶ switching cycles, DC coil 10 x 10 ⁶ switching cycles
--------------	---	-------------------------	---

General data

Rail	TS 35	Test button	yes (lockable, just when removing the detent lock)
Mechanical switch position indicator	Yes	Colour	black

Insulation coordination

Rated voltage	250 V	Surge voltage category	III
Pollution severity	2	Insulating material group	IIIa
Protection degree	IP20	Dielectric strength, Input/Output	5 kV _{eff} / 1 min
Creepage and clearance distance input - output	≥ 8 mm	Dielectric strength of neighbouring contacts	2.5 kV _{eff} / 1 Min.
Dielectric strength of open contact	1 kV _{eff} / 1 min	Impulse withstand voltage	5 kV (1.2/50 μs)

**RIDERSERIES RCI
RCIKIT 230VAC 2CO LD/PB/RC**

Weidmüller Interface GmbH & Co. KG
 Klingenbergstraße 16
 D-32758 Detmold
 Germany
 Fon: +49 5231 14-0
 Fax: +49 5231 14-292083
 www.weidmueller.com

Technical data**Further details of approvals / standards**

Standards	DIN EN 50178	Certificate no. (CSA) relay	249409-2426937
Certificate no. (CSA) base	249409-2295474	Certificate No. (DNVGL)	TAA000011A
Certificate no. (cURus) relay	E224238	Certificate no. (cURus) base	E223759

Connection data

Wire connection method	Screw connection	Stripping length, rated connection	8 mm
Tightening torque, min.	0.5 Nm	Tightening torque, max.	0.7 Nm
Clamping range, rated connection	2.5 mm ²	Clamping range, min.	1 mm ²
Clamping range, max.	2.5 mm ²	Wire cross-section, solid, min.	1 mm ²
Wire cross-section, solid, max.	2.5 mm ²	Wire connection cross-section, finely stranded, min.	1 mm ²
Wire connection cross section, finely stranded, max.	2.5 mm ²	Wire connection cross-section, finely stranded with wire-end ferrules DIN 46228/4, min.	1 mm ²
Wire connection cross-section, finely stranded with wire-end ferrules DIN 46228/4, max.	2.5 mm ²	Conductor cross-section, flexible, AEH (DIN 46228-1), min.	1 mm ²
Conductor cross-section, flexible, AEH (DIN 46228-1), max.	2.5 mm ²	Wire connection cross section, finely stranded, two clampable wires, min.	1 mm ²
Wire cross-section, finely stranded, two clampable wires, max.	1.5 mm ²	Blade size	size PZ1

Classifications

ETIM 3.0	EC001437	ETIM 5.0	EC001437
ETIM 6.0	EC001437	UNSPSC	30-21-19-17
eClass 5.1	27-37-16-01	eClass 6.2	27-37-16-01
eClass 7.1	27-37-16-01	eClass 8.1	27-37-16-01
eClass 9.0	27-37-16-01	eClass 9.1	27-37-16-01

Product information

Product information	IP20 without connected conductor at complete opened clamping yoke connection.
---------------------	---

Approvals

Approvals

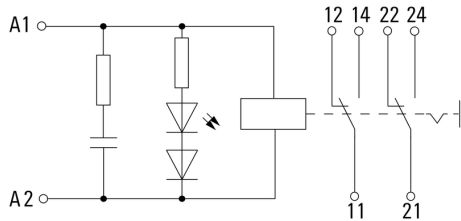
**Downloads**

Approval/Certificate/Document of Conformity	DE_PA5600_160414_001.pdf
Engineering Data	EPLAN_WSCAD
Engineering Data	STEP

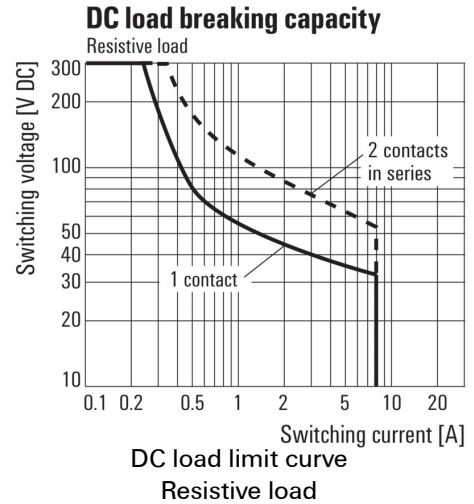
**RIDERSERIES RCI
RCIKIT 230VAC 2CO LD/PB/RC**

Weidmüller Interface GmbH & Co. KG
Klingenbergstraße 16
D-32758 Detmold
Germany
Fon: +49 5231 14-0
Fax: +49 5231 14-292083
www.weidmueller.com

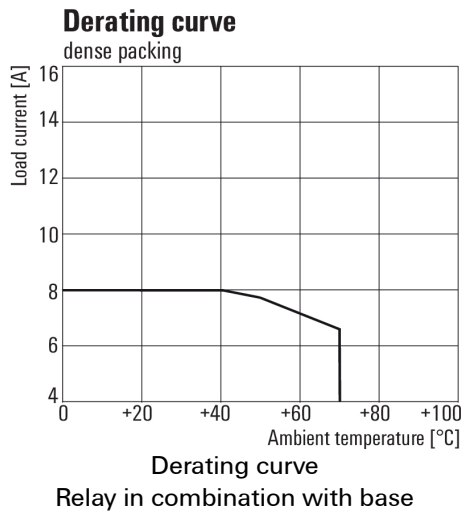
Drawings



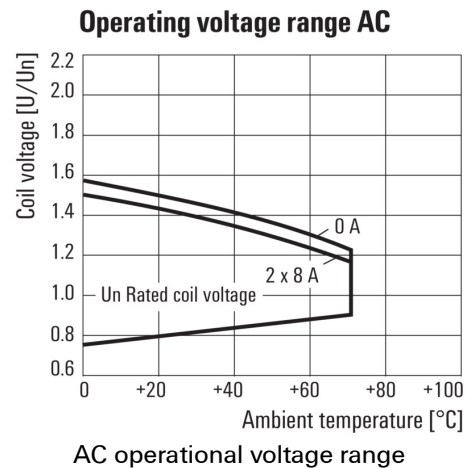
Graph



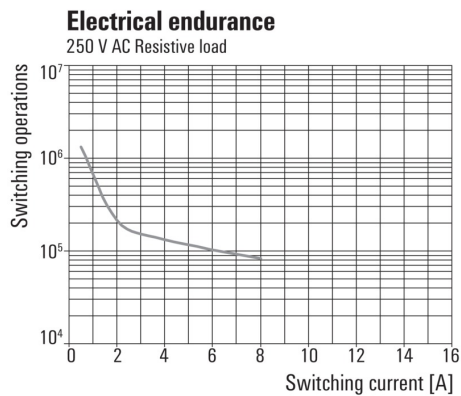
Graph




Graph



Graph



Dimensional drawing



Detailed drawing
Removal of the test button detent lock