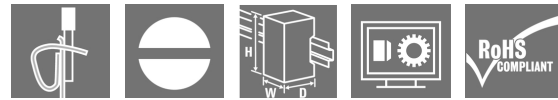


TOZ 24-230VUC 24VDC5A

Weidmüller Interface GmbH & Co. KG
 Klingenbergstraße 26
 D-32758 Detmold
 Germany

www.weidmueller.com

Product image



Similar to illustration

- 1 NO contact (MOS-FET)
- 12.8 mm wide
- 5 A DC output current
- Unique multi-voltage input from 24 to 230 V UC

General ordering data

Version	TERMSERIES, Solid-state relay, Rated control voltage: 24...230 V UC $\pm 10\%$, Rated switching voltage: 3...33 V DC, Continuous current: 5 A, Tension-clamp connection
Order No.	1990990000
Type	TOZ 24-230VUC 24VDC5A
GTIN (EAN)	4050118379310
Qty.	10 pc(s).

Creation date April 20, 2022 10:05:31 AM CEST

Catalogue status 08.04.2022 / We reserve the right to make technical changes.

TOZ 24-230VUC 24VDC5A
Weidmüller Interface GmbH & Co. KG

Klingenbergstraße 26

D-32758 Detmold

Germany

www.weidmueller.com

Technical data
Dimensions and weights

Depth	87.8 mm	Depth (inches)	3.457 inch
Height	90.5 mm	Height (inches)	3.563 inch
Width	12.8 mm	Width (inches)	0.504 inch
Net weight	58.1 g		

Temperatures

Storage temperature	-40 °C...70 °C	Operating temperature	-20 °C...40 °C
Humidity	5-95% relative humidity, T _u = 40°C, without condensation		

Probability of failure

MTTF	773 Years
------	-----------

Environmental Product Compliance

REACH SVHC	Lead 7439-92-1
------------	----------------

Rated data UL

Ambient temperature (operational), max. 40 °C		Connection cross-section AWG, min.	AWG 26
Connection cross-section AWG, max.	AWG 14	Type of conductor	rigid copper conductor, flexible copper conductor
Pollution severity level	2		

Control side

Rated control voltage	24...230 V UC ±10 %	Nominal control current	22.4 mA DC @ 24 V DC, 22.6 mA AC @ 24 V AC, 2.4 mA DC @ 230 V DC, 4.6 mA AC @ 230 V AC
Power rating	540 mW @ 24 V DC, 545 mVA @ 24 V AC, 550 mW @ 230 V DC, 1.1 VA @ 230 V AC	Pull-in/drop-out voltage, typ.	12 V / 6 V AC 12 V / 5 V DC
Status indicator	Green LED	Protective circuit	Rectifier
Coil voltage of the replacement relay deviating from the rated control voltage	Yes	Coil voltage of the replacement relay	24 V DC

Load side

Rated switching voltage	3...33 V DC	Continuous current	5 A
Rated switching current	5 A	Inrush current	15 A / 10 ms
Switch-on delay	≤ 10 ms	Switch-off delay	< 100 ms
Voltage drop at max. load	≤ 0.3 V	Leakage current	< 10 µA
Min. switching current	1 mA	Short-circuit-proof	No
Protective circuit, load side	Free-wheeling diode	Contact type	1 NO contact (MOS-FET)
max. switching frequency (AC control voltage)	3 Hz	max. switching frequency (DC control voltage)	3 Hz

General data

Rail	TS 35
Test button available	No

Creation date April 20, 2022 10:05:31 AM CEST

Catalogue status 08.04.2022 / We reserve the right to make technical changes.

TOZ 24-230VUC 24VDC5A

Weidmüller Interface GmbH & Co. KG

Klingenbergstraße 26

D-32758 Detmold

Germany

www.weidmueller.com

Technical data

Colour	black	
UL94 flammability rating component	Component	Housing
	UL94 flammability rating	V-0
	Component	Retaining clip
	UL94 flammability rating	V-0

Insulation coordination

Rated voltage	300 V	Pollution severity	2
Surge voltage category	III	Clearance and creepage distances for control side - load side	≥ 5.5 mm
Dielectric strength for control side - load side	2.5 kV _{eff}	Dielectric strength to mounting rail	4 kV _{eff} / 1 Min.
Impulse withstand voltage	6 kV (1.2/50 µs)	Protection degree	IP20

Further details of approvals / standards

Certificate No. (DNVGL)	TAA00001E5	Certificate no. (cULus)	E141197
-------------------------	------------	-------------------------	---------

Connection data

Wire connection method	Tension-clamp connection	Stripping length, rated connection	8 mm
Clamping range, rated connection	1.5 mm ²	Clamping range, min.	0.14 mm ²
Clamping range, max.	2.5 mm ²	Wire connection cross section AWG, min.	AWG 26
Wire connection cross section AWG, max.	AWG 14	Wire cross-section, solid, min.	0.14 mm ²
Wire cross-section, solid, max.	2.5 mm ²	Wire cross-section, solid, min. (AWG)	AWG 26
Wire cross-section, solid, max. (AWG)	AWG 14	Wire connection cross section, finely stranded, min.	0.14 mm ²
Wire connection cross section, finely stranded, max.	2.5 mm ²	Wire cross-section, finely stranded, min. (AWG)	AWG 26
Wire cross-section, finely stranded, max. (AWG)	AWG 14	Wire connection cross-section, finely stranded with wire-end ferrules DIN 46228/4, min.	0.14 mm ²
Wire connection cross-section, finely stranded with wire-end ferrules DIN 46228/4, max.	1.5 mm ²	Conductor cross-section, flexible, AEH (DIN 46228-1), min.	0.14 mm ²
Conductor cross-section, flexible, AEH (DIN 46228-1), max.	1.5 mm ²	Twin wire-end ferrules, min.	0.5 mm ²
Twin wire-end ferrules, max.	1 mm ²	Blade size	0.6 x 3.5 mm
Gauge to IEC 60947-1	A1, B1		

Classifications

ETIM 6.0	EC001504	ETIM 7.0	EC001504
ETIM 8.0	EC001504	ECLASS 9.0	27-37-16-04
ECLASS 9.1	27-37-16-04	ECLASS 10.0	27-37-16-04
ECLASS 11.0	27-37-16-04		

Approvals

Approvals



ROHS	Conform
UL File Number Search	E141197

Creation date April 20, 2022 10:05:31 AM CEST

Catalogue status 08.04.2022 / We reserve the right to make technical changes.

TOZ 24-230VUC 24VDC5A

Weidmüller Interface GmbH & Co. KG
Klingenbergstraße 26
D-32758 Detmold
Germany

www.weidmueller.com

Technical data**Downloads**

Approval/Certificate/Document of Conformity	EU Konformitätserklärung / EU Declaration of Conformity
Engineering Data	CAD data – STEP
Engineering Data	EPLAN, WSCAD
User Documentation	Beipackzettel / Package Insert – multilingual
Catalogues	Catalogues in PDF-format
Brochures	

Data sheet

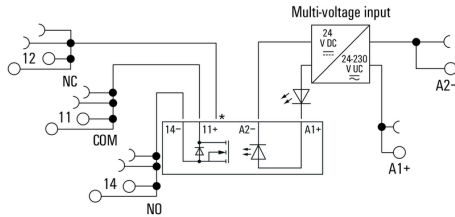
TOZ 24-230VUC 24VDC5A

Weidmüller Interface GmbH & Co. KG
 Klingenbergstraße 26
 D-32758 Detmold
 Germany

www.weidmueller.com

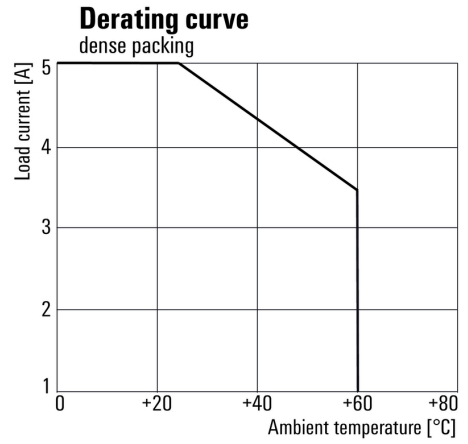
Drawings

Wiring diagram



*Contact is assembled in socket but not used with solid-state relays

Derating curve



Dimensional drawing

