

## IT FIT 75/220...240/550 CS D L

ICUTRONIC IT FIT D CS L (non-isolated) | Linear / Area Constant Current – Non dimmable



### Product family features

- Low THD <15% @ full load
- Input voltage: 220 – 240 VAC
- Ambient temp range  $t_a$ : -25 to +50 °C
- Wide output voltage range
- Low LF-ripple < 5%
- Fixed output (no dimming)
- 5 years guarantee\*

### Product family benefits

- Flexible with 1 driver offers 4 output currents
- High quality light with very low ripple
- Very high efficiency
- Enable slim fixture design with flat 21 mm height metal housing
- Long lasting and high reliability
- Non-isolated driver

### Areas of application

- Linear and area lighting
- Office, industrial and shop lighting

## Technical data

### Electrical data

Nominal input voltage	220...240 V
Mains frequency	50/60 Hz
Input voltage AC	198...264 V
Current set	DipSwitch
Power factor $\lambda$	0.98 <sup>1)</sup>
Efficiency in full-load	93 % <sup>2)</sup>
Device power loss	5.63 W
Inrush current	30.9 A <sup>3)</sup>
Max. ECG no. on circuit breaker 10 A (B)	12
Max. ECG no. on circuit breaker 10 A (C)	19
Max. ECG no. on circuit breaker 16 A (B)	19
Max. ECG no. on circuit breaker 16 A (C)	30
Max. ECG no. on circuit breaker 25 A (B)	-
Surge capability (L/N-Ground)	2 kV <sup>4)</sup>
Surge capability (L-N)	1 kV <sup>5)</sup>
Nominal output voltage	90...216 V <sup>6)</sup>
Nominal output current	350 / 400 / 500 / 550 mA <sup>7)</sup>
Output ripple current (100 Hz)	< 5 %
Output PSTLM	$\leq 1$
Output SVM	$\leq 0.4$
Nominal output power	31.5...75 W
Maximum output power	75 W
U-OUT (working voltage)	250 V
Total harmonic distortion	< 15 % <sup>8)</sup>
Default output current	550 mA

<sup>1)</sup> Full load at 220...240 V<sub>AC</sub> / 50 Hz

<sup>2)</sup> at 230 V, 50 Hz

<sup>3)</sup>  $t_{width} = 220 \mu s$  typical (measured at 50 %  $I_{peak}$ )

<sup>4)</sup> L/N - PE acc to EN 61547 Clause 5.7

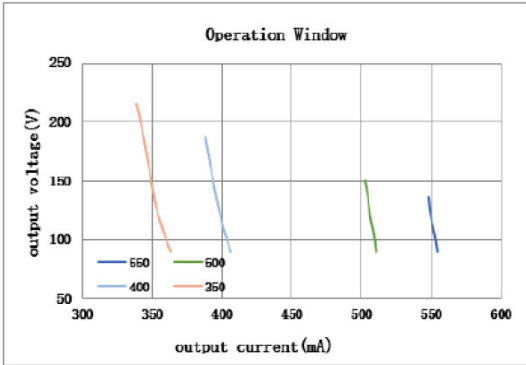
<sup>5)</sup> L/N

<sup>6)</sup> At 350 mA output / At 400 mA output / At 450 mA output / At 550 mA output

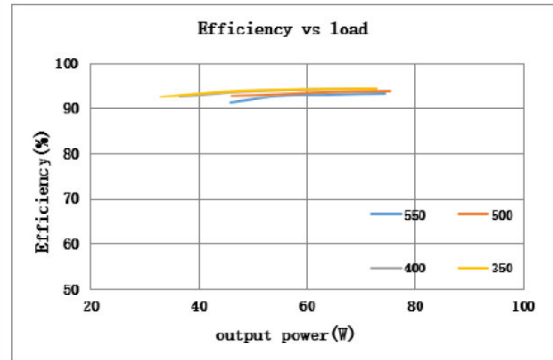
<sup>7)</sup>  $\pm 5\%$

<sup>8)</sup> At full load

**Typical Operating window**



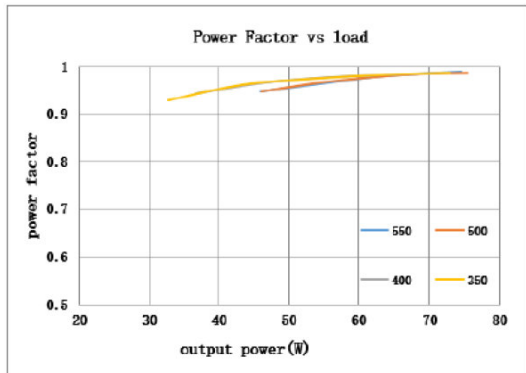
**Typical Efficiency vs load**



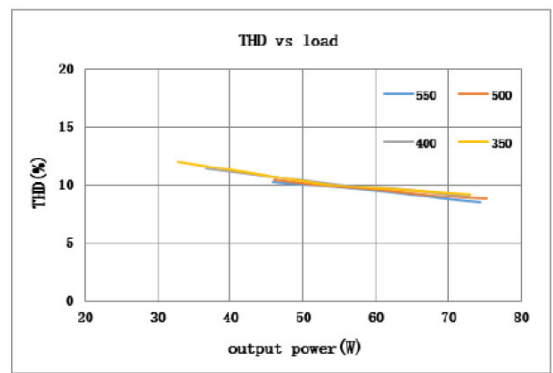
IT FIT 75220-240550 CS D L

IT FIT 75220-240550 CS D L

**Typical Power factor vs load**



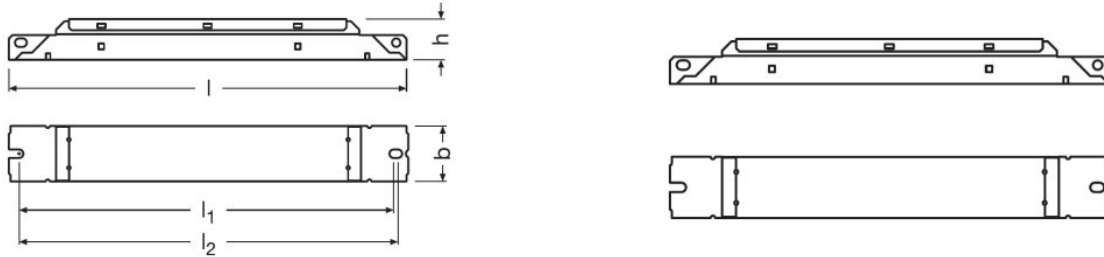
**Typical THD vs load**



IT FIT 75220-240550 CS D L

IT FIT 75220-240550 CS D L

## Dimensions & weight



Mounting hole spacing, length	200.0 mm
Product weight	129.00 g
Cable cross-section, input side	0.5...1.5 / 0.75...1.5 mm <sup>2 1)</sup>
Cable cross-section, output side	0.5...1.5 mm <sup>2 1)</sup>
Wire preparation length, input side	7...8 mm
Wire preparation length, output side	7...8 mm
Length	210.0 mm
Width	30.0 mm
Height	21.0 mm

<sup>1)</sup> Solid/ Flexible Leads

## Colors & materials

Casing material	Metal
-----------------	-------

## Temperatures & operating conditions

Ambient temperature range	-25...+50 °C
Maximum temperature at tc test point	75 °C
Max.housing temperature in case of fault	110 °C
Temperature range at storage	-25...80 °C
Permitted rel. humidity during operation	5...85 % <sup>1)</sup>

<sup>1)</sup> Maximum 56 days/year at 85 %

## Lifespan

ECG lifetime	50000 / 100000 h <sup>1)</sup>
--------------	--------------------------------

<sup>1)</sup> At maximum T<sub>c</sub> = 70°C / 10% failure rate

## Additional product data

Encapsulated	No
--------------	----

## Product datasheet

Predecessor EAN	4052899617414
-----------------	---------------

### Capabilities

Dimmable	No
Overheating protection	Automatic reversible
Overload protection	Automatic reversible
Short-circuit protection	Automatic reversible
No-load proof	Yes
Intended for no-load operation	No
Max. cable length to lamp/LED module	2.0 m <sup>1)</sup>
Suitable for fixtures with prot. class	I / II
Control interface	-
Detection angle (Light sensor)	-
Detection angle (PIR)	-
Number of channels	1

<sup>1)</sup> Output wires must be routed as close as possible to each other

### Programming

Box programming	No
Tuner4TRONIC	No
Tuner4TRONIC Field App	No

### Certificates & standards

Approval marks – approval	CE / ENEC / CCC / RCM / BIS / EAC / UKCA / TISI
Standards	Acc. to IEC 61347-1/Acc. to IEC 61347-2-13/Acc. to IEC 62384/Acc. to IEC 61000-3-2/Acc. to IEC 61547/Acc. to IEC 6100-4-5
Type of protection	IP20

### Logistical data

Commodity code	850440839000
----------------	--------------




### Environmental information

<b>Information according Art. 33 of EU Regulation (EC) 1907/2006 (REACH)</b>	
Date of Declaration	07-11-2022
Primary Article Identifier	4062172212786
Candidate List Substance 1	Lead
CAS No. of substance 1	7439-92-1

## Product datasheet

<b>Safe Use Instruction</b>	The identification of the Candidate List substance is sufficient to allow safe use of the article.
<b>Declaration No. in SCIP database</b>	1acd9815-8ee5-447f-acaf-64a04b02553d

### Download Data

File	
	User instruction User instruction
	Certificates IT FIT CS L DEKRA 35 117749 080321
	Certificates IT FIT CS L CB NL 71241 080321

### Ecodesign regulation information:

Intended for use with LED modules.

The forward voltage of the LED light source shall be within the defined operating window of the control gear in all operating conditions including dimming if applicable.

Separate control gear and light sources must be disposed of at certified disposal companies in accordance with Directive 2012/19/EU (WEEE) in the EU and with Waste Electrical and Electronic Equipment (WEEE) Regulations 2013 in the UK. For this purpose, collection points for recycling centres and take-back systems (CRSO) are available from retailers or private disposal companies, which accept separate control gear and light sources free of charge. In this way, raw materials are conserved and materials are recycled.

### Logistical Data

Product code	Product description	Packaging unit (Pieces/Unit)	Dimensions (length x width x height)	Volume	Gross weight
4062172212786	IT FIT 75/220...240/550 CS D L	Shipping carton box 20	237 mm x 162 mm x 130 mm	4.99 dm <sup>3</sup>	2889.00 g

The mentioned product code describes the smallest quantity unit which can be ordered. One shipping unit can contain one or more single products. When placing an order, for the quantity please enter single or multiples of a shipping unit.

### Disclaimer

Subject to change without notice. Errors and omission excepted. Always make sure to use the most recent release.