

CIRCUIT BREAKER 3VA2 IEC FRAME 1000 BREAKING CAPACITY CLASS M ICU=55KA @ 415 V 4-POLE, LINE PROTECTION ETU320, LI, IN=800A OVERLOAD PROTECTION IR=320A ...800A SHORT CIRCUIT PROTECTION II=1,5...12 X IN NEUTRAL PROTECTION ADJUSTABLE(OFF,50%,100%) BUSBAR CONNECTION

Model	
Product brand name	SENTRON
Product designation	Molded case circuit breaker
Design of the product	Line protection
Design of the overcurrent release	ETU320
Protective function of the overcurrent release	LI
Number of poles	4

General technical data	
Tension assignée d'isolement Ui	800 V
Max. rated operational voltage Ue with AC 50/60Hz	690 V
Active power loss / for rated value of the current / at AC / in hot operating state / per device	135 W
Active power loss / for rated value of the current / at AC / in hot operating state / per pole	45 W
Mechanical service life (switching cycles) / typical	10 000
Electrical endurance (switching cycles) / at AC-1 / at 380/415 V 50/60 Hz	5 000
Electrical endurance (switching cycles) / at AC-1 / at 690 V 50/60 Hz	4 000
Neutral conductors / upgradeable/retrofitable	No
Ground fault monitoring version	Without
Product function	
• communication function	No
• other measurement function	No

Electricity	
Max. rated operational voltage of the size of the circuit-breaker	1 000 A
Courant permanent assigné Iu	800 A
Operating current	
• at 40 °C	800 A
• at 45 °C	800 A
• at 50 °C	800 A
• at 55 °C	800 A

• at 60 °C	800 A
• at 65 °C	767 A
• at 70 °C	703 A

Switching capacity according to IEC 60947

Switching capacity class of the circuit breaker	M
Maximum short-circuit current breaking capacity (I _{cu})	
• at 240 V	85 kA
• at 415 V	55 kA
• at 690 V	25 kA
Operational short-circuit current breaking capacity (I _{cs})	
• at 240 V	85 kA
• at 415 V	55 kA
• at 690 V	19 kA
Short-circuit current making capacity (I _{cm})	
• at 240 V	187 kA
• at 415 V	121 kA
• at 690 V	53 kA

Adjustable parameters

Adjustable response value current / I _g min.	320 A
Adjustable response value current / I _g min.	800 A
Adjustable response value current / I _g min.	0.5
Adjustable response value current / I _g min.	17
Adjustable response value current / I _i min.	1 200 A
Adjustable response value current / I _i max.	8 000 A
Design of the N-conductor protection	adjustable OFF; 50%; 100%
Ground fault protection / tripping switchable / I _{2t} =ON/OFF	No

Mechanical Design

Height [in]	12.6 in
Height	320 mm
Width [in]	11 in
Width	280 mm
Depth [in]	4.7 in
Depth	120 mm

Connections

Arrangement of electrical connectors / for main current circuit	Front terminal
Type of electrical connection / for main current circuit	Lug terminal

Auxiliary circuit





Number of CO contacts / for auxiliary contacts	0
--	---

Environmental conditions

Protection class IP / on the front	IP40
Ambient temperature	
• during operation / minimum	-25 °C
• during operation / maximum	70 °C
• during storage / minimum	-40 °C
• during storage / maximum	80 °C

Certificates

Equipment marking / acc. to DIN EN 81346-2	Q
--	---

General Product Approval	EMC	Declaration of Conformity	Test Certificates	other
 VDE		 RCM	 EG-Konf.	Miscellaneous Miscellaneous

Further information

Information- and Downloadcenter (Catalogs, Brochures,...)

<http://www.siemens.com/lowvoltage/catalogs>

Industry Mall (Online ordering system)

<https://mall.industry.siemens.com/mall/en/en/Catalog/product?mlfb=3VA2580-5HL42-0AA0>

Service&Support (Manuals, Certificates, Characteristics, FAQs,...)

<https://support.industry.siemens.com/cs/ww/en/ps/3VA2580-5HL42-0AA0>

Image database (product images, 2D dimension drawings, 3D models, device circuit diagrams, ...)

http://www.automation.siemens.com/bilddb/cax_en.aspx?mlfb=3VA2580-5HL42-0AA0

CAX-Online-Generator

<http://www.siemens.com/cax>

Tender specifications

<http://www.siemens.com/specifications>

last modified:

08/26/2017