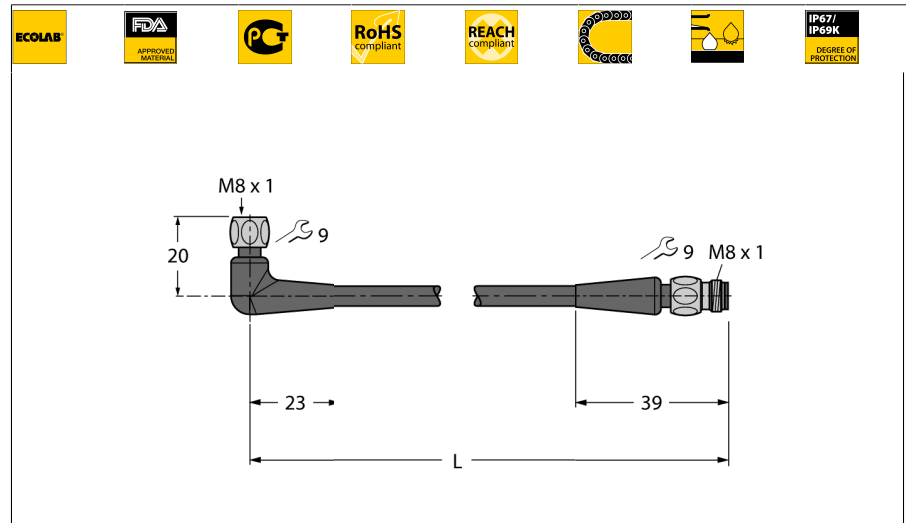


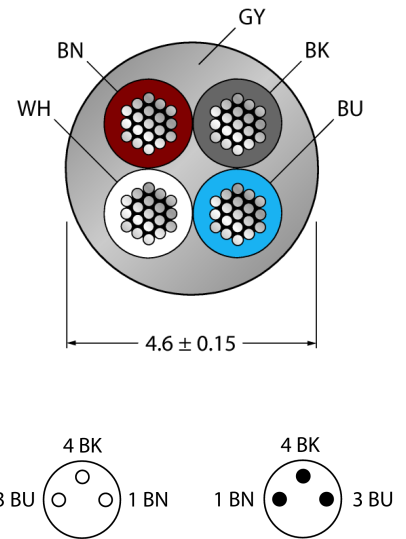
**Food & Beverage Hygienic, TPE
Extension Cable
PKWH3M-5-PSGH3M/TFG**




- M8 female connector, angled, 3-pin
- Stainless steel coupling nut/screw
- M8 male connector, straight, 3-pin
- Sheath material: TPE-O
- Sheath color: light gray RAL 7035
- Qualified for drag chain use
- Resistant to chemicals and microbes
- Weatherproof
- Resistant to hydrolysis acc. to DIN EN 60068-2-78
- Flexible at low temperatures
- Free from silicone and PVC
- Halogen-free acc. to DIN EN 50267-2-1, IEC 60754-1, VDE 0482-267-2-1
- Approvals: Gost, Ecolab, FDA
- RoHS and REACH compliant
- Protection classes IP67, IP69K
- Cable length: 5.0 m

Type designation	PKWH3M-5-PSGH3M/TFG
Ident no.	6934411
Connector A side	
Number of pins	Female connector, M8 (↙) 1, Angled
Contacts	3
Contact carriers	Brass, CuZn, Gold-plated
Grip	Plastic, PP, Gray
Coupling nut/screw	Plastic, PP, Gray
Seal	Stainless steel, V4A
Protection class	Plastic, FPM/FKM
Mechanical lifespan	IP67, IP69K, A + B side screwed together
Pollution degree	> 100 Mating cycles
Tightening torque	3
	0.5 ... 0.6 Nm (observe max. torque of counter piece!)
Connector B side	
Number of pins	Connector, M8x1, Straight
Contacts	3 pins
Contact carriers	brass, CuZn, Gold-plated
Grip	Plastic, PP, Gray
Coupling nut/screw	plastic, PP, gray
Protection class	Stainless steel, V4A
Mechanical lifespan	IP67, IP69K, Only when screwed tight
Pollution degree	> 100 Mating cycles
Tightening torque	3
	0.5 ... 0.6 Nm (observe max. torque of counter piece!)
General data	
Cable diameter	4.6 ± 0.15mm
Cable length	5 m
Cable quality	TPE-O
Cable color	Gray
Core insulation	TPE-E
Core colors	BN, BU, BK
Core cross-section	4x0.34mm ²
Arrangement of strands	42x0.1 mm
Electrical features at +20 °C	
Current	4 A
Rated voltage	60 V
Nom. Inductance	0.73 mH/km
Nom. capacitance	82 pF/m
Test voltage	2000 V

Cable Cross-section



Circuit Diagram



**Food & Beverage Hygienic, TPE
Extension Cable
PKWH3M-5-PSGH3M/TFG****Mechanical and chemical properties**

Max. tensile strength (static)	≤ 50 N/mm ²
Max. tensile strength (dynamic)	≤ 20 N/mm ²
Bending cycles	> 4 mil.
Bending radius (stationary laying)	> 5 x Ø
Bending radius (flexible use)	> 10 x Ø
Admissible acceleration	max. 5 m/s ²
Admissible travel path, horizontal	5 m (at 5 m/s ²)
Admissible travel path, vertical	2 m (at 5 m/s ²)
Admissible traversing speed	3 m/s
Torsional stress	± 180 °/m
Ambient temperature	
Stationary	-40...+105°C
In motion	-25...+105°C
Drag chain operation	-25...+60°C