

Contents

	Page
Technical characteristics . . . . .	31.02
<b>Size Han® 3 A</b>	
Standard Hoods/Housings . . . . .	31.04
Han® M . . . . .	31.09
Han® EMC . . . . .	31.11
Han® HPR . . . . .	31.13
Han-INOX® . . . . .	31.18
<b>Size Han® 10 A</b>	
Standard Hoods/Housings . . . . .	31.20
Han® EMC . . . . .	31.22
<b>Size Han® 16 A</b>	
Standard Hoods/Housings . . . . .	31.23
Han® EMC . . . . .	31.25
<b>Size Han® 32 A</b>	
Standard Hoods/Housings . . . . .	31.26
<b>Size Han® 6 B</b>	
Standard Hoods/Housings . . . . .	31.30
Han® M . . . . .	31.35
Han® EMC . . . . .	31.37
Han® EMC/B . . . . .	31.38
Han® HPR . . . . .	31.40
<b>Size Han® 10 B</b>	
Standard Hoods/Housings . . . . .	31.42
Han-Drive® . . . . .	31.52
Han® M . . . . .	31.54
Han® EMC . . . . .	31.57
Han® EMC/B . . . . .	31.58
Han® HPR . . . . .	31.61
Han-INOX® . . . . .	31.63
<b>Size Han® 16 B</b>	
Standard Hoods/Housings . . . . .	31.66
Han® Easy Hood . . . . .	31.77
Han® M . . . . .	31.78
Han® EMC . . . . .	31.81
Han® EMC/B . . . . .	31.82
Han® HPR . . . . .	31.84
<b>Size Han® 24 B</b>	
Standard Hoods/Housings . . . . .	31.86
Han® Easy Hood . . . . .	31.97
Han® M . . . . .	31.98
Han® EMC . . . . .	31.101
Han® EMC/B . . . . .	31.102
Han® HPR . . . . .	31.103
<b>Size Han® 32 B</b>	
Standard Hoods/Housings . . . . .	31.105
<b>Size Han® 48 B</b>	
Standard Hoods/Housings . . . . .	31.107
Han® M . . . . .	31.108

Note: Han® hoods and housings with NPT-thread also available by HARTING Inc. of North America, USA

## Han® 3 A Standard Hoods/Housings

### Metal hoods/housings for industrial applications

Material	zinc die-cast
Colour	RAL 7037 (grey)
Surface	powder-coated
Locking element	steel, zinc-plated
Lever type	lever, metal
Hoods/Housings seal	NBR
Limiting temperatures	-40 °C ... +125 °C
Flammability acc. to UL 94	V 0
Degree of protection acc. to DIN EN 60 529 for coupled connector	IP 44 IP 67 is achieved with seal screw 09 20 000 9918

## Han® 3 A Hoods/Housings

### Plastic hoods/housings for industrial applications

Material	polycarbonate
Colour	RAL 7032 (light grey) / RAL 9005 (black)
Locking element	Polyamide
Lever type	lever, plastic
Hoods/Housings seal	NBR
Limiting temperatures	-40 °C ... +125 °C
Approval acc. to UL 50	NEMA Type 4/4X/12
Flammability acc. to UL 94	V 0
Degree of protection acc. to DIN EN 60 529 for coupled connector	IP 44 IP 67 is achieved with seal screw 09 20 000 9918

## Han® Standard Hoods/Housings

### Metal hoods/housings for industrial applications

Material	aluminium die-cast
Colour	RAL 7037 (grey)
Surface	powder-coated
Locking element	Stainless steel
Lever type	Han-Easy Lock®
Hoods/Housings seal	NBR
Limiting temperatures	-40 °C ... +125 °C
Approval acc. to UL 50	NEMA Type 4/4X/12
Degree of protection acc. to DIN EN 60 529 for coupled connector	IP 65

## Han-Drive® Housings for motor applications

Material	aluminium die-cast
Colour	non coloured / RAL 7037 (grey)
Surface	electrical conductive / powder-coated / unpainted
Locking element	Stainless steel
Lever type	Han-Easy Lock®
Hoods/Housings seal	NBR
Limiting temperatures	-40 °C ... +125 °C
Approval acc. to UL 50	NEMA Type 4/4X/12
Degree of protection acc. to DIN EN 60 529 for coupled connector	IP 65

## Han® 3 M Hoods/Housings

### Hoods/Housings for higher environmental requirements

Material	zinc die-cast
Colour	RAL 9005 (black)
Surface	- Top coat
Locking element	Stainless steel
Lever type	lever, metal
Hoods/Housings seal	FPM
Limiting temperatures	-40 °C ... +125 °C
Corrosion resistance	ASTM B117-09 (500 h)
Degree of protection acc. to DIN EN 60 529 for coupled connector	IP 44 IP 67 is achieved with seal screw 09 20 000 9918

## Han® M Hoods/Housings

### Hoods/Housings for higher environmental requirements

Material	aluminium die-cast
Colour	RAL 9005 (black)
Surface	- Top coat
Locking element	Stainless steel
Lever type	lever, metal
Hoods/Housings seal	FPM
Limiting temperatures	-40 °C ... +125 °C
Approval acc. to UL 50	NEMA Type 4/4X/12
Corrosion resistance	ASTM B117-09 (500 h)
Degree of protection acc. to DIN EN 60 529 for coupled connector	IP 65

## Han® 3 EMC Hoods/Housings Hoods/Housings for higher EMC requirements

Material	zinc die-cast
Colour	non coloured
Surface	electrical conductive
Locking element	steel, zinc-plated
Lever type	lever, metal
Hoods/Housings seal	NBR
Limiting temperatures	-40 °C ... +125 °C
Degree of protection acc. to DIN EN 60 529 for coupled connector	IP 44 IP 67 is achieved with seal screw 09 20 000 9918

## Han-INOX® Hoods/Housings for higher corrosion requirements

Material	stainless steel
Colour	non coloured
Surface	electrical conductive
Locking element	Stainless steel
Lever type	lever, metal
Hoods/Housings seal	NBR
Limiting temperatures	-40 °C ... +125 °C
Degree of protection acc. to DIN EN 60 529 for coupled connector	IP 65 IP 67 is achieved with seal screw 09 20 000 9918
- Size Han® 3 A	IP 44

## Han® EMC Hoods/Housings Hoods/Housings for higher EMC requirements

Material	aluminium die-cast
Colour	non coloured
Surface	electrical conductive
Locking element	
- Screw locking	M5
- Material	Stainless steel
- Tightening torque	3 Nm
Hoods/Housings seal	NBR
Limiting temperatures	-40 °C ... +125 °C
Approval acc. to UL 50	NEMA Type 4/4X/12
Degree of protection acc. to DIN EN 60 529 for coupled connector	IP 65

## Han® 3 HPR Hoods/Housings Hoods/Housings for harsh environmental requirements

Material	zinc die-cast
Colour	RAL 9005 (black)
Surface	
- Top coat	Epoxy powder paint / chromated
Locking element	
- Screw locking	M4
- Material	Stainless steel
- Tightening torque	2 Nm
Hoods/Housings seal	NBR
Limiting temperatures	-40 °C ... +125 °C
Corrosion resistance	ASTM B117-09 (500 h)
Degree of protection acc. to DIN EN 60 529 for coupled connector	IP 68 / IP 69K

**Attention**  
The sealing on the insert has to be removed.  
The sealing screw of the insulation body must be replaced by the sealing screw of the hood.

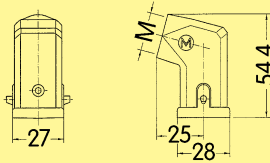
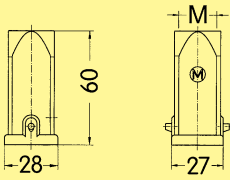
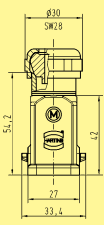
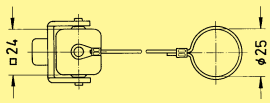
## Han® EMC/B Hoods/Housings Hoods/Housings for higher EMC requirements

Material	
- Hoods/Housings	aluminium die-cast
- shielded frames	zinc die-cast alloy
Colour	non coloured
Surface	
- Hoods/Housings	electrical conductive
- shielded frames	electrical conductive
Locking element	Stainless steel
Lever type	Han-Easy Lock®
Hoods/Housings seal	NBR
Limiting temperatures	-40 °C ... +125 °C
Approval acc. to UL 50	NEMA Type 4/4X/12
Degree of protection acc. to DIN EN 60 529 for coupled connector	IP 65

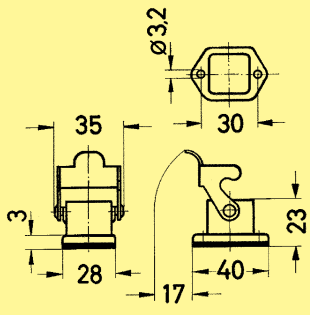
## Han® HPR Hoods/Housings Hoods/Housings for harsh environmental requirements

Material	aluminium die-cast, corrosion resistant
Colour	RAL 9005 (black)
Surface	
- Top coat	Epoxy powder paint
Locking element	
- Screw locking	M6
- Material	Stainless steel
- Tightening torque	4 Nm
- Toggle locking	
- Material	Stainless steel
Hoods/Housings seal	NBR
Limiting temperatures	-40 °C ... +125 °C
Approval acc. to UL 50	NEMA Type 4/4X/12
Corrosion resistance	ASTM B117-09 (500 h)
Degree of protection acc. to DIN EN 60 529 for coupled connector	IP 68 / IP 69K (does not apply to Han® 48 HPR)

Metal hoods/housings for industrial applications / 1 lever locking system

Identification	Part number	Cable entry metric	Drawing	Dimensions in mm
Hoods side entry	<b>19 20 003 1640</b>	1 x 20		
Hoods top entry	<b>19 20 003 1440</b>	1 x 20		
Hoods top entry	6 ... 12 mm <b>19 20 003 1421</b> 11 ... 17 mm <b>19 20 003 1422</b>			
Protection covers for hoods	<b>09 20 003 5422</b> <sup>2)</sup> <b>09 20 003 5421</b> <sup>1)</sup>			


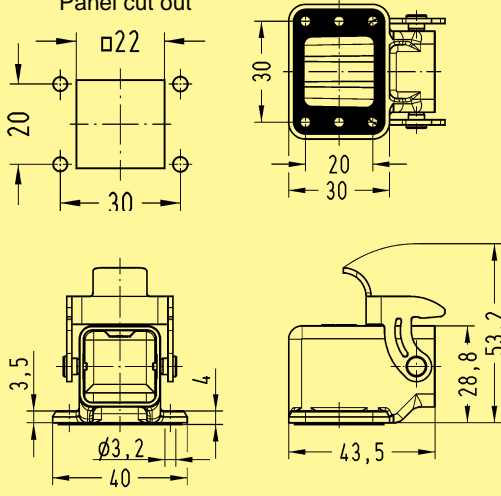

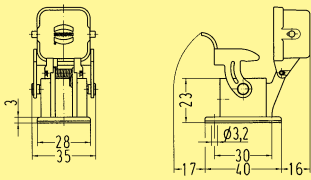

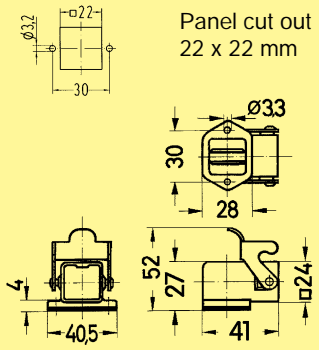

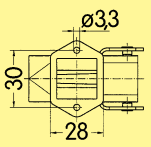
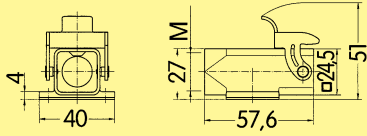

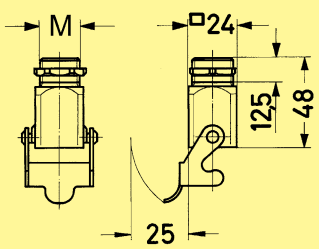
Metal hoods/housings for industrial applications / 1 lever locking system

Identification	Part number	Cable entry metric	Drawing	Dimensions in mm
Housings, bulkhead mounting	<b>09 20 003 0301</b>		 Panel cut out 22 x 22 mm	

Han Hoods  
Housings

<sup>1)</sup> for mounted female insert  
<sup>2)</sup> for mounted male insert

Metal hoods/housings for industrial applications / 1 lever locking system


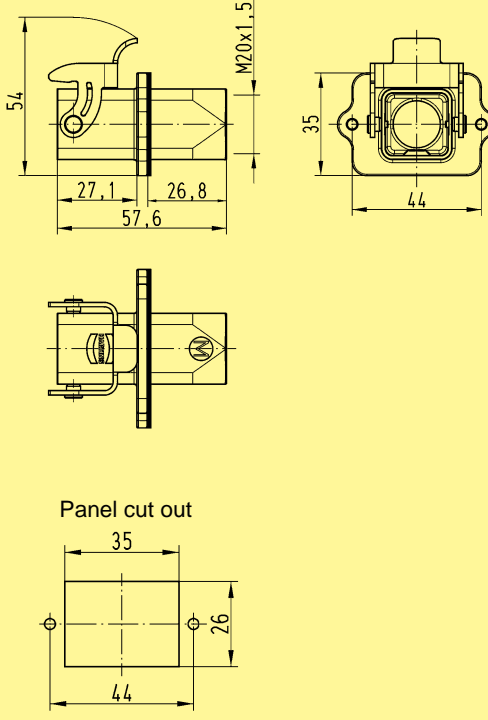
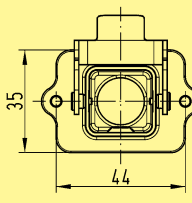

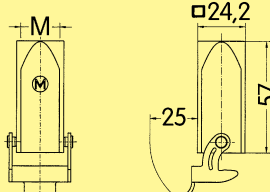

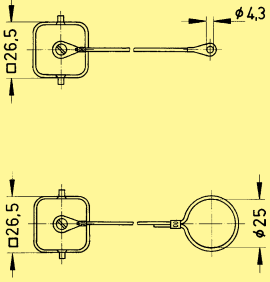
Identification	Part number	Cable entry metric	Drawing	Dimensions in mm
<p>Angled bulkhead mounted housing</p> 	09 20 003 0810		<p>Panel cut out</p> 	
<p>Housings, bulkhead mounting</p> 	09 20 003 0306			
	09 20 003 0801		<p>Panel cut out 22 x 22 mm</p> 	
<p>Housings, surface mounting</p> <p>top entry</p> 	19 20 003 1250	1 x 20		
<p>bottom closed</p> <p>19 20 003 1252</p>	19 20 003 1252	1 x 20		
<p>Housings, screw mounting</p> <p>top entry</p> 	19 20 003 1150	1 x 20		

Han Hoods Housings

1) for mounted female insert  
2) for mounted male insert

Stock items in bold type


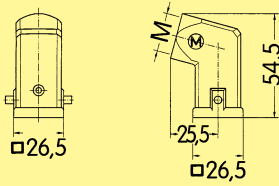

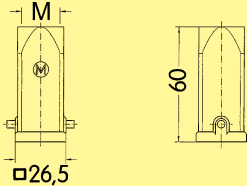

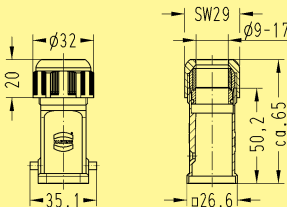

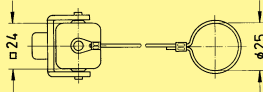
Metal hoods/housings for industrial applications / 1 lever locking system

Identification	Part number	Cable entry metric	Drawing	Dimensions in mm
<p>Cable to cable housing</p> 	<p>19 20 003 1120</p>	<p>M20</p>		
<p>Hoods, cable to cable top entry</p> 	<p>19 20 003 1750</p>	<p>1 x 20</p>		
<p>Protection covers</p> 	<p>for housings <b>09 20 003 5426<sup>2)</sup></b>                      for housings <b>09 20 003 5425<sup>1)</sup></b>                      for hoods cable to cable <b>09 20 003 5428<sup>2)</sup></b>                      for hoods cable to cable <b>09 20 003 5427<sup>1)</sup></b></p>			

Han Hoods Housings

<sup>1)</sup> for mounted female insert  
<sup>2)</sup> for mounted male insert

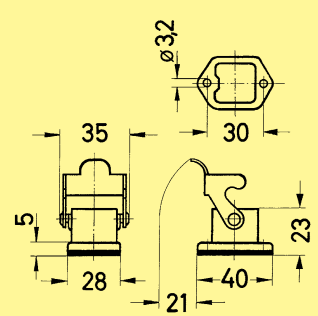
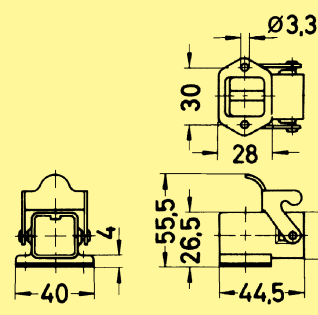
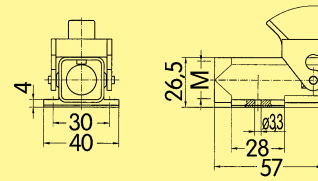
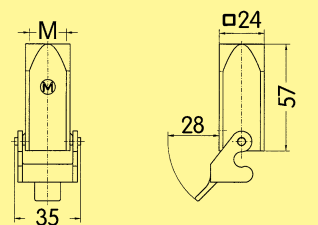

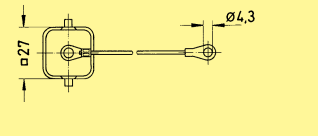
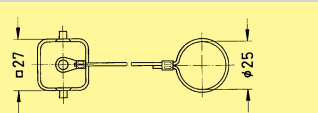
Plastic hoods/housings for industrial applications / 1 lever locking system

Identification		Part number	Cable entry metric	Drawing	Dimensions in mm
Hoods side entry		light grey 19 20 003 0620 black 19 20 003 0627	1 x 20 1 x 20		
Hoods top entry		light grey 19 20 003 0420 black 19 20 003 0427	1 x 20 1 x 20		
Hoods top entry		light grey 9 ... 17 mm 19 20 003 0410			
Protection covers for hoods		light grey 09 20 003 5442 <sup>3)</sup> light grey 09 20 003 5441 <sup>2)</sup>			

1) for metal housings and cable to cable hoods also  
2) for mounted female insert or for mounted Han-Brid® insert  
3) for mounted male insert

Stock items in bold type

## Plastic hoods/housings for industrial applications / 1 lever locking system

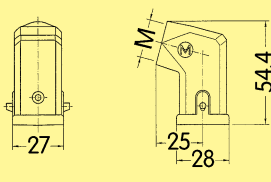
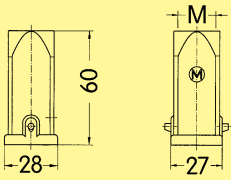
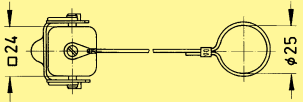
Identification	Part number	Cable entry metric	Drawing	Dimensions in mm
Housings, bulkhead mounting	light grey <b>09 20 003 0320</b> black <b>09 20 003 0327</b>			
	light grey <b>09 20 003 0820</b> black <b>09 20 003 0827</b>			
Housings, surface mounting top entry	light grey <b>19 20 003 0220</b> black <b>19 20 003 0227</b>	1 x 20 1 x 20		
Hoods, cable to cable top entry	light grey <b>19 20 003 0720</b> black <b>19 20 003 0727</b>	1 x 20 1 x 20		
Protection covers for housings	light grey 09 20 003 5407 <sup>1)</sup> light grey 09 20 003 5408 <sup>1)2)</sup>			
Protection cover with lanyard	light grey <b>09 20 003 5445<sup>2)</sup></b> light grey 09 20 003 5446 <sup>3)</sup> black 09 20 003 5449 <sup>2)</sup> black 09 20 003 5450 <sup>3)</sup>			
Protection covers for hoods cable to cable	light grey 09 20 003 5447 <sup>2)</sup> light grey 09 20 003 5448 <sup>3)</sup>			

Han Hoods Housings

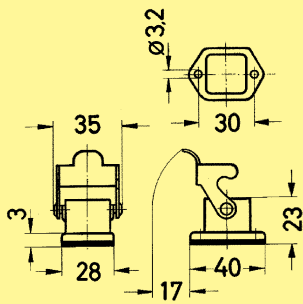
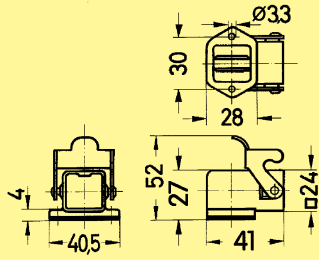
<sup>1)</sup> for metal housings and cable to cable hoods also <sup>3)</sup> for mounted male insert  
<sup>2)</sup> for mounted female insert or for mounted Han-Brid® insert



## Hoods/Housings for higher environmental requirements / 1 lever locking system

Identification	Part number	Cable entry metric	Drawing	Dimensions in mm
Hoods side entry	19 37 003 1640	1 x 20		
Hoods top entry	19 37 003 1440	1 x 20		
Protection covers for hoods	09 37 003 5402 <sup>2)</sup> 09 37 003 5401 <sup>1)</sup>			


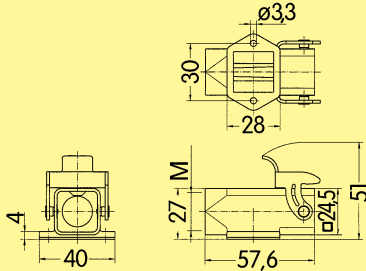

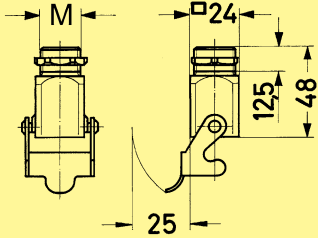

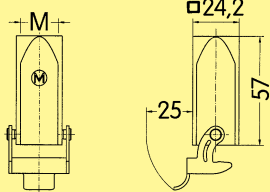

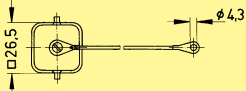
## Hoods/Housings for higher environmental requirements / 1 lever locking system

Identification	Part number	Cable entry metric	Drawing	Dimensions in mm
Housings, bulkhead mounting	09 37 003 0301			
	09 37 003 0801			

Han Hoods  
Housings

<sup>1)</sup> for mounted female insert  
<sup>2)</sup> for mounted male insert


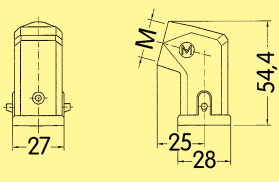

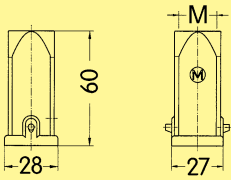
Hoods/Housings for higher environmental requirements / 1 lever locking system

Identification		Part number	Cable entry metric	Drawing	Dimensions in mm
Housings, surface mounting top entry		<b>19 37 003 1250</b>	1 x 20		Panel cut out 22 x 22 mm
Housings, screw mounting top entry		<b>19 37 003 1150</b>	1 x 20		
Hoods, cable to cable top entry		<b>19 37 003 1750</b>	1 x 20		
Protection covers for housings		<b>09 37 003 5405<sup>1)</sup></b> <b>09 37 003 5406<sup>2)</sup></b>			


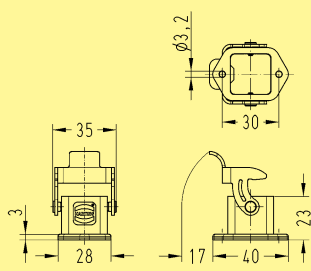

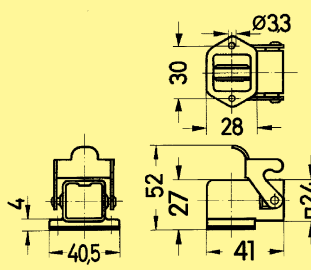

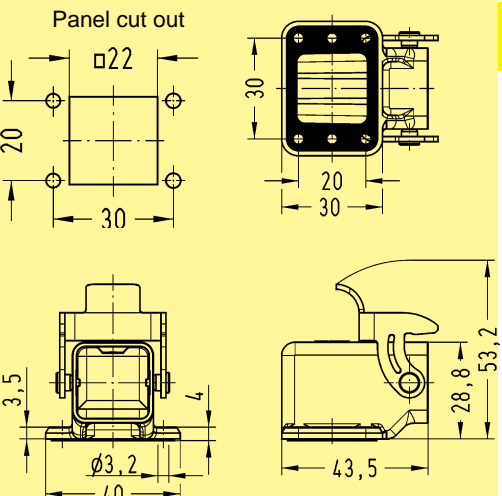
Han Hoods  
Housings

<sup>1)</sup> for mounted female insert  
<sup>2)</sup> for mounted male insert

Hoods/Housings for higher EMC requirements / 1 lever locking system


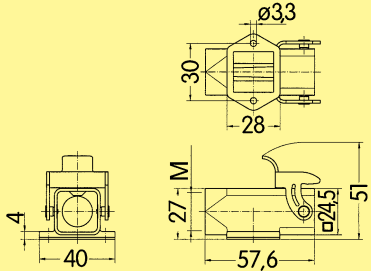

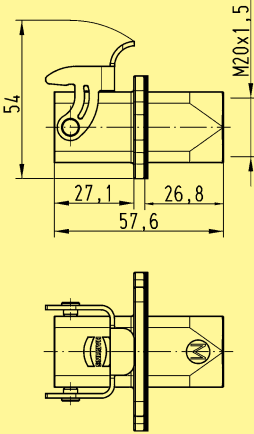
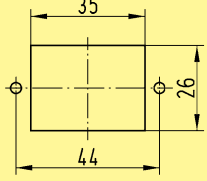

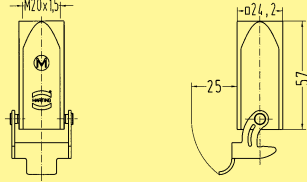
Identification	Part number	Cable entry metric	Drawing	Dimensions in mm
Hoods side entry 	19 62 003 1640	1 x 20		
Hoods top entry 	19 62 003 1440	1 x 20		

Hoods/Housings for higher EMC requirements / 1 lever locking system


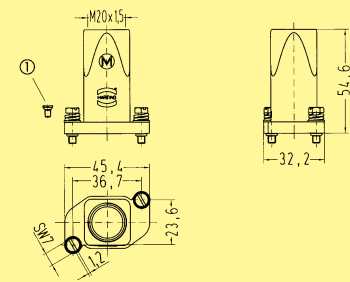

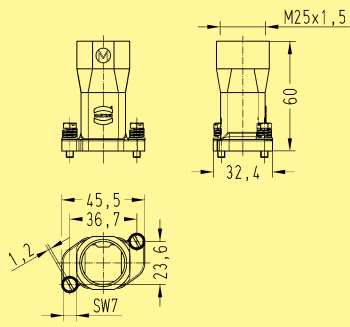

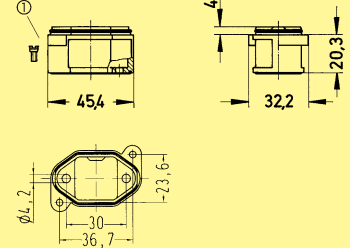
Identification	Part number	Cable entry metric	Drawing	Dimensions in mm
Housings, bulkhead mounting 	<b>09 62 003 0301</b>		 Panel cut out 22 x 22 mm	
	<b>09 62 003 0801</b>		 Panel cut out 22 x 22 mm	
Angled bulkhead mounted housing for higher EMC requirements 	<b>09 62 003 0810</b>		Panel cut out 	Han Hoods Housings

Stock items in bold type

Hoods/Housings for higher EMC requirements / 1 lever locking system

Identification	Part number	Cable entry metric	Drawing	Dimensions in mm
<p>Housings, surface mounting</p> <p>top entry</p> 	<p>19 62 003 1250</p>	<p>1 x 20</p>		<p>Panel cut out 22 x 22 mm</p>
<p>Cable to cable housing for higher EMC requirements</p> 	<p>19 62 003 1120</p>	<p>M20</p>		<p>Panel cut out</p> 
<p>Hoods, cable to cable</p> <p>top entry</p> 	<p>19 62 003 1750</p>	<p>1 x 20</p>		

Hoods/Housings for harsh environmental requirements / Screw/toggle locking system


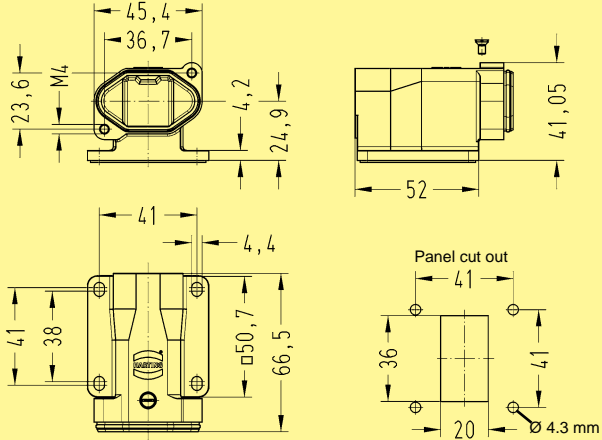
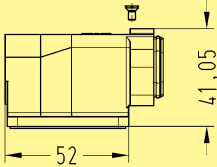

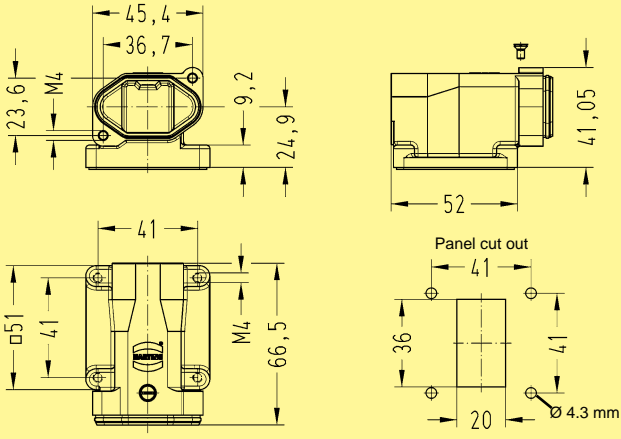
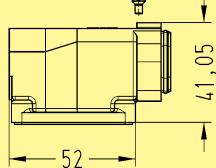
Identification	Part number		Cable entry metric	Drawing	Dimensions in mm
	Toggle locking	screw			
Hoods top entry		chromated <b>19 40 003 0400</b> <sup>1)</sup> Epoxy powder paint <b>19 40 703 0400</b> <sup>1)</sup>	chromated <b>19 40 003 0410</b> <sup>1)</sup> Epoxy powder paint <b>19 40 703 0410</b> <sup>1)</sup>	1 x 20	 ① Sealing screw
				1 x 20	
				1 x 20	
				1 x 20	
Hoods top entry		chromated <b>19 40 003 0411</b> <sup>1)</sup> Epoxy powder paint <b>19 40 703 0411</b> <sup>1)</sup>	chromated <b>19 40 003 0411</b> <sup>1)</sup> Epoxy powder paint <b>19 40 703 0411</b> <sup>1)</sup>	1 x 25	
				1 x 25	
Housings, bulkhead mounting		chromated <b>09 40 003 0301</b> <sup>1)</sup> Epoxy powder paint <b>09 40 703 0301</b> <sup>1)</sup>	chromated <b>09 40 003 0311</b> <sup>1)</sup> Epoxy powder paint <b>09 40 703 0311</b> <sup>1)</sup>	1 x 25	 Panel cut out 21.3 x 21.3 mm ① Sealing screw

Han Hoods  
Housings

<sup>1)</sup> with sealing screw; sealing on the insert has to be removed  
The sealing screw of the insulation body must be replaced by the sealing screw of the hood.


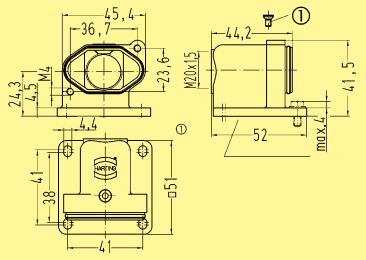
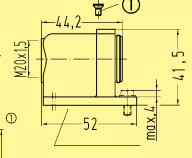
Stock items in bold type

Hoods/Housings for harsh environmental requirements / Screw/toggle locking system

Identification	Part number	Drawing	Dimensions in mm
<p>Angled bulkhead mounted housing, long construction</p> <p>With open bottom and feed through hole for fixing screws</p> 	<p>black chromate 09 40 003 0951<sup>1)</sup></p> <p>powder-coated 09 40 703 0951<sup>1)</sup></p>		
<p>With open bottom and tapped blind hole for fixing screws</p> 	<p>black chromate 09 40 003 0953<sup>1)</sup></p> <p>powder-coated 09 40 703 0953<sup>1)</sup></p>		


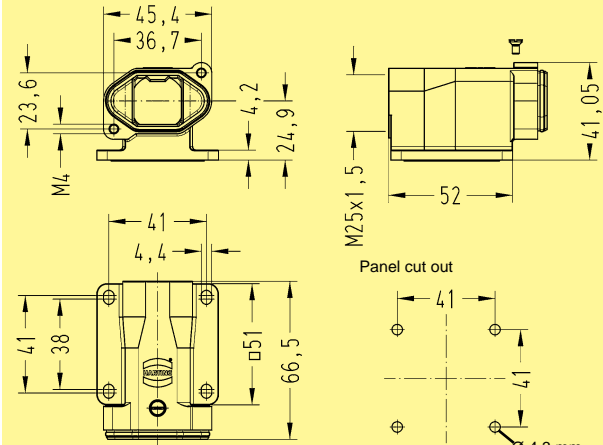
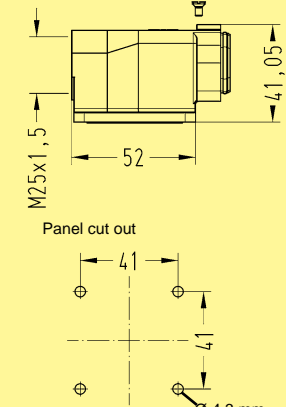

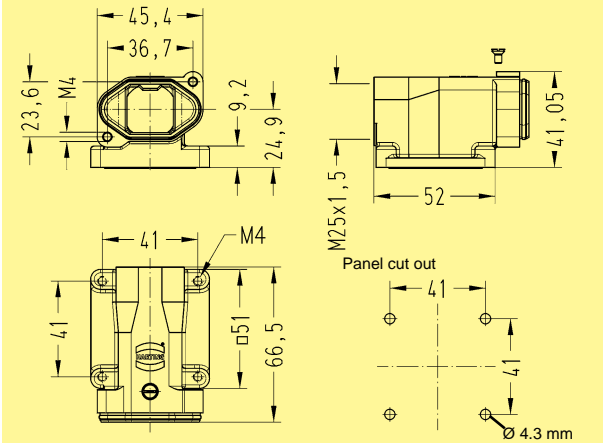
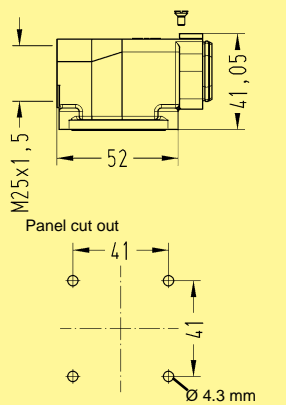
Hoods/Housings for harsh environmental requirements / Screw/toggle locking system

Han Hoods Housings

Identification	Part number	Cable entry	Drawing	Dimensions in mm
	Toggle locking	screw	metric	
<p>Housings, surface mounting</p> <p>top entry bottom closed</p> 	<p>chromated <b>19 40 003 0950<sup>1)</sup></b></p> <p>Epoxy powder paint <b>19 40 703 0950<sup>1)</sup></b></p>	<p><b>1 x 20</b></p> <p><b>1 x 20</b></p>		
			<p>① Sealing screw</p>	

<sup>1)</sup> with sealing screw; sealing on the insert has to be removed  
The sealing screw of the insulation body must be replaced by the sealing screw of the hood.


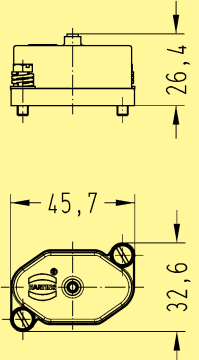

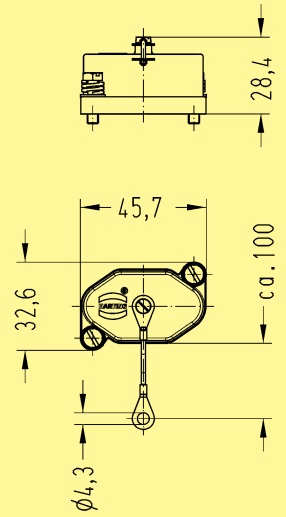
Hoods/Housings for harsh environmental requirements / Screw/toggle locking system

Identification	Part number	Cable entry metric	Drawing	Dimensions in mm
<p>Surface mounted housing with top entry long construction</p> <p>With closed bottom and feed through hole for fixing screws</p>  <p>black chromate</p>	19 40 003 0951 <sup>1)</sup>	<b>25</b>		
<p>powder-coated</p>	19 40 703 0951 <sup>1)</sup>	<b>25</b>		
<p>With closed bottom and tapped blind hole for fixing screws</p>  <p>black chromate</p>	19 40 003 0953 <sup>1)</sup>	<b>25</b>		
<p>powder-coated</p>	19 40 703 0953 <sup>1)</sup>	<b>25</b>		

<sup>1)</sup> with sealing screw; sealing on the insert has to be removed  
The sealing screw of the insulation body must be replaced by the sealing screw of the hood.

**Stock items in bold type**


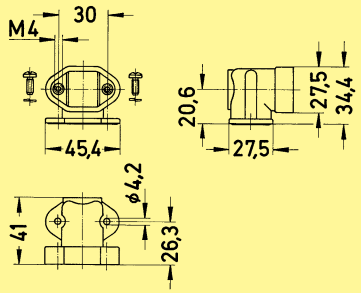

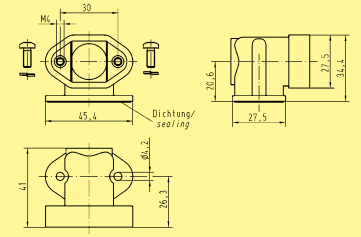
Cover for surface and bulkhead mounted housings

Identification	Part-Number		Size	Drawing	Dimensions in mm
	Toggle locking	Screw			
<p>Cover for surface and bulkhead mounted housing</p>  <p>without fixing cord, powder coated</p> <p>without fixing cord, chromated</p>	<p>09 40 703 5401</p> <p>09 40 003 5401</p>	<p>09 40 703 5411</p> <p>09 40 003 5411</p>	<p>3 A</p> <p>3 A</p>		<p>26,4</p> <p>45,7</p> <p>32,6</p>
 <p>with fixing cord, powder coated</p> <p>with fixing cord, chromated</p>	<p>09 40 703 5402</p> <p>09 40 003 5402</p>	<p>09 40 703 5412</p> <p>09 40 003 5412</p>	<p>3 A</p> <p>3 A</p>		<p>28,4</p> <p>45,7</p> <p>32,6</p> <p>ca. 100</p> <p>ø4,3</p>


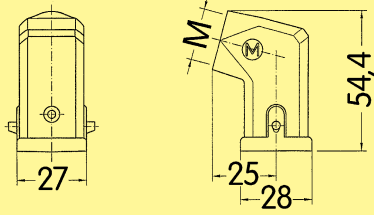

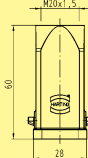

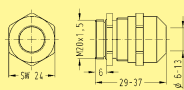

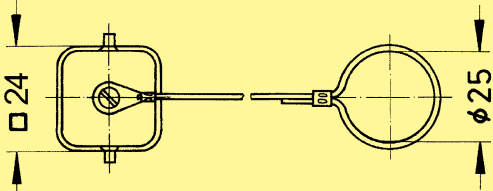
Han Hoods  
Housings



Accessories

Identification	Part number		Cable entry metric	Drawing	Dimensions in mm
	Toggle locking	screw			
<p>Adapter</p> <p>for assembly of bulkhead mounted housings in angled position</p> 	<p>chromated 09 40 003 0902</p> <p>Epoxy powder paint 09 40 703 0902</p>	<p>chromated 09 40 003 0902</p> <p>Epoxy powder paint 09 40 703 0902</p>	<p>—</p> <p>—</p>		
<p>Adapter</p> <p>for assembly of bulkhead mounted housings in angled position, with metric entry</p> 	<p>chromated 19 40 003 0900</p> <p>Epoxy powder paint 19 40 703 0900</p>	<p>chromated 19 40 003 0900</p> <p>Epoxy powder paint 19 40 703 0900</p>	<p>1 x 20</p> <p>1 x 20</p>		

Hoods/Housings made of stainless steel / 1 lever locking system


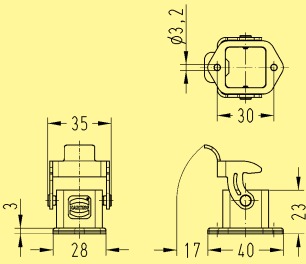

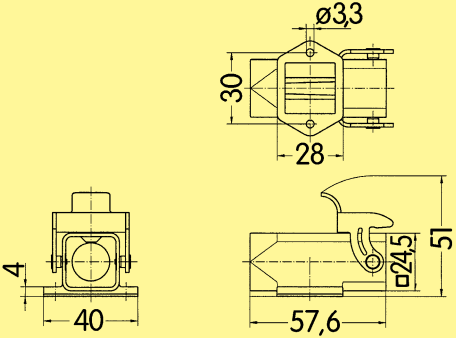

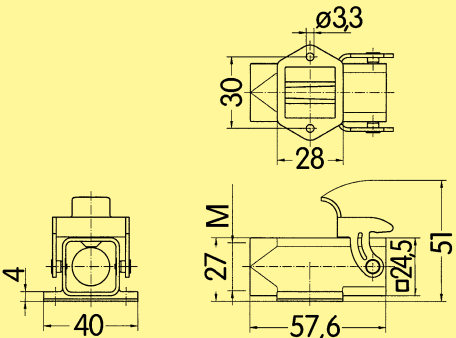

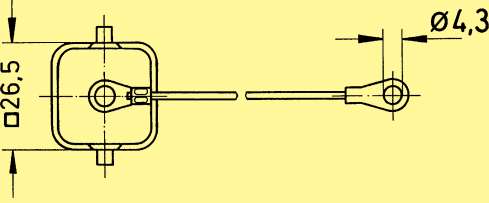
Identification	Part number	Cable entry metric	Drawing	Dimensions in mm
<p>Hood side entry with glued seal</p> 	<p>19 44 003 1640 19 44 003 1643</p>	<p>20 20</p>		
<p>Hood top entry with glued seal</p> 	<p>19 44 003 1440 19 44 003 1443</p>	<p>1 x 20 1 x 20</p>		
<p>Cable gland</p> 	<p>6 ... 13 mm 19 44 000 5082</p>	<p>1 x 20</p>		
<p>Cover for hoods</p> 	<p>19 44 003 5422<sup>2)</sup> 19 44 003 5421<sup>1)</sup></p>	<p>— —</p>		

Han Hoods  
Housings

<sup>1)</sup> for mounted female insert, <sup>2)</sup> for mounted male insert

Stock items in bold type

Hoods/Housings made of stainless steel / 1 lever locking system

Identification	Part number	Cable entry metric	Drawing	Dimensions in mm
Housings, bulkhead mounting 	<b>19 44 003 0301</b>		 <p>Panel cut out 22 x 22 mm</p>	
Bulkhead mounted housing 	<b>19 44 003 0801</b>	—	 <p>Panel cut out 22 x 22 mm</p>	
Surface mounted housing side entry 	<b>19 44 003 1250</b>	<b>20</b>		
Cover for housings 	<b>19 44 003 5426<sup>2)</sup></b> <b>19 44 003 5425<sup>1)</sup></b>	—		Han Hoods Housings


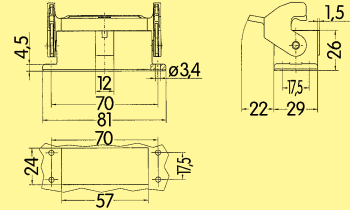

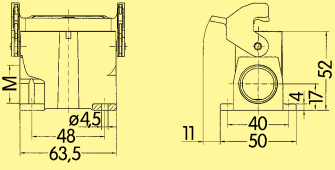

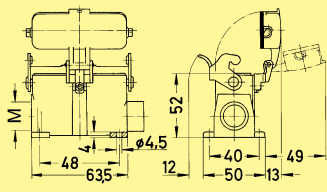

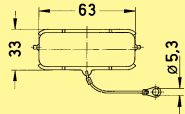
1) for mounted female insert, 2) for mounted male insert

Metal hoods/housings for industrial applications / 1 lever locking system

Identification	Part number		Cable entry metric	Drawing	Dimensions in mm
	Low construction	High construction			
Hoods side entry		<b>19 20 010 1540</b>	1 x 20		
Hoods top entry		<b>19 20 010 1440</b>	1 x 20		
Protection covers		metal <b>09 20 010 5423</b>	metal <b>09 20 010 5423</b>		


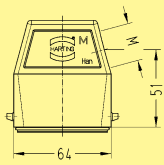
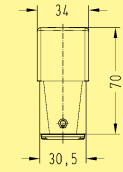

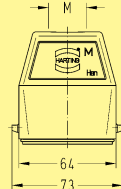
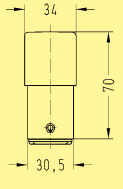
Han Hoods  
Housings

Metal hoods/housings for industrial applications / 1 lever locking system


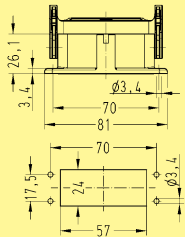
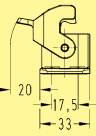
Identification	Part number		Cable entry metric	Drawing	Dimensions in mm
	Low construction	High construction			
Housings, bulkhead mounting 	<b>09 20 010 0301</b> with thermo-plastic cover <b>09 20 010 0321</b>			 <p>Panel cut out</p>	
Housings, surface mounting side entry 	<b>19 20 010 0251<sup>1)</sup></b> <b>19 20 010 0290</b>		1 x 25 2 x 20		
side entry 	with thermo-plastic cover <b>19 20 010 0295</b>		2 x 20		
Protection covers 	metal <b>09 20 010 5425</b>				

<sup>1)</sup> only metal glands

Hoods/Housings for higher EMC requirements / 1 lever locking system


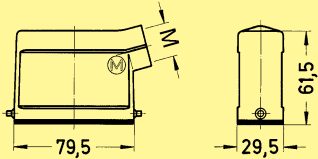

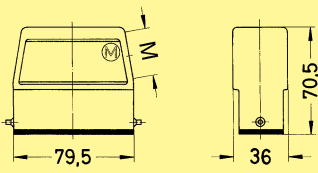

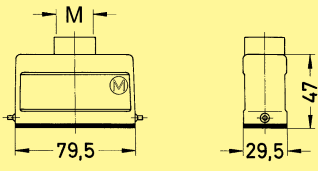

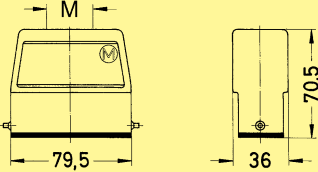

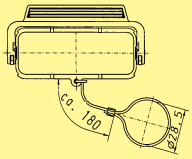
Identification		Part number	Cable entry metric	Drawing	Dimensions in mm
Hoods side entry		19 62 015 0546	1 x 25		
Hoods top entry		19 62 015 0446	1 x 25		

Hoods/Housings for higher EMC requirements / 1 lever locking system


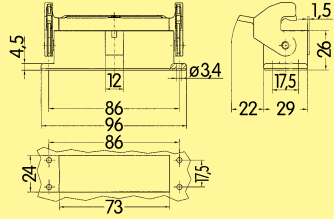

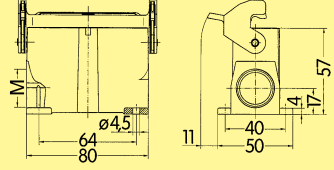

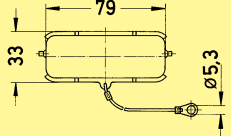
Identification		Part number	Cable entry metric	Drawing	Dimensions in mm
Housings, bulkhead mounting		09 62 015 0301			
				Panel cut out	

Han Hoods  
Housings

Metal hoods/housings for industrial applications / 1 lever locking system

Identification	Part number		Cable entry metric	Drawing	Dimensions in mm
	Low construction	High construction			
Hoods side entry		<b>19 20 016 1540</b>	1 x 20		79,5 x 29,5 x 61,5
side entry		<b>19 20 016 0546</b>	1 x 25		79,5 x 36 x 70,5
Hoods top entry		<b>19 20 016 1440</b>	1 x 20		79,5 x 29,5 x 47
top entry		<b>19 20 016 0446</b>	1 x 25		79,5 x 36 x 70,5
Protection covers		metal <b>09 20 016 5423</b>	metal <b>09 20 016 5423</b>		

Metal hoods/housings for industrial applications / 1 lever locking system

Identification	Part number		Cable entry metric	Drawing	Dimensions in mm
	Low construction	High construction			
Housings, bulkhead mounting 	<b>09 20 016 0301</b> with thermo-plastic cover <b>09 20 016 0321</b>			 <p>Panel cut out</p>	
Housings, surface mounting side entry 	<b>19 20 016 0251<sup>1)</sup></b> <b>19 20 016 0290</b> <b>19 20 016 0291</b> with thermo-plastic cover <b>19 20 016 0295</b>		1 x 25 2 x 20 2 x 25  2 x 20		
Protection covers 	metal <b>09 20 016 5425</b>				


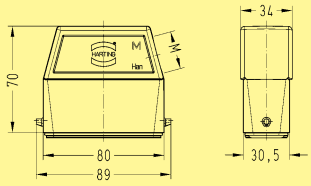

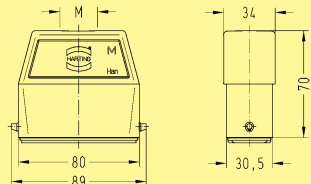
Han Hoods Housings

<sup>1)</sup> only metal glands


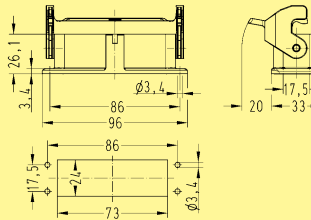
Stock items in bold type



Hoods/Housings for higher EMC requirements / 1 lever locking system

Identification	Part number	Cable entry metric	Drawing	Dimensions in mm
Hoods side entry 	19 62 025 0546	1 x 25		
Hoods top entry 	19 62 025 0446	1 x 25		

Hoods/Housings for higher EMC requirements / 1 lever locking system

Identification	Part number	Cable entry metric	Drawing	Dimensions in mm
Housings, bulkhead mounting 	09 62 025 0301		 Panel cut out	

Metal hoods/housings for industrial applications / 2 lever locking system

Identification	Part number		Cable entry metric	Drawing	Dimensions in mm
	Low construction	High construction			
Hoods side entry	<b>19 20 032 1521</b>		1 x 25		82 x 60
side entry		<b>19 20 032 0527</b>	1 x 32		82 x 79
Hoods top entry		<b>19 20 032 0426</b> <b>19 20 032 0427</b>	1 x 25 1 x 32		82 x 79
Dust protection cover	<b>09 20 032 5401</b>	<b>09 20 032 5401</b>			57.3 x 37



Metal hoods/housings for industrial applications / 2 lever locking system

Identification	Part number		Cable entry metric	Drawing	Dimensions in mm
	Low construction	High construction			
Housings, bulkhead mounting	<b>09 20 032 0301</b>				92 x 102 x 45
Housings, surface mounting		<b>19 20 032 0231</b> <b>19 20 032 0232</b> <b>19 20 032 0272</b>	1 x 25 1 x 32 2 x 32		94 x 106 x 8

Han Hoods Housings

\* usable for two inserts of size 16 A  
Stock items in bold type

Metal hoods/housings for industrial applications / 2 lever locking system

Identification	Part number		Cable entry metric	Drawing	Dimensions in mm
	Low construction	High construction			
Dust protection cover 	09 20 032 5405	09 20 032 5405			

\* usable for two inserts of size 16 A  
Stock items in bold type

Metal hoods/housings for industrial applications / 2 lever locking system

Identification	Part number		Cable entry metric	Drawing	Dimensions in mm
	Low construction	High construction			
Hoods side entry		19 20 032 1531	1 x 25		
		19 20 032 0537	1 x 32		
Hoods top entry			19 20 032 0437	1 x 32	


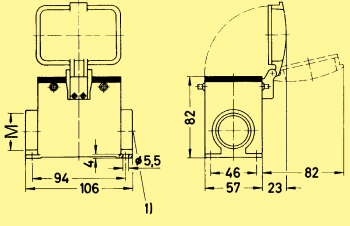
Metal hoods/housings for industrial applications / 2 lever locking system

Identification	Part number		Cable entry metric	Drawing	Dimensions in mm
	Low construction	High construction			
Housings, bulkhead mounting					
		with thermo- plastic cover 09 20 032 0302			

Han Hoods  
Housings

\* usable for two inserts of size 16 A  
Stock items in bold type

Metal hoods/housings for industrial applications / 2 lever locking system


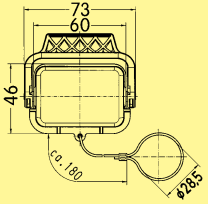

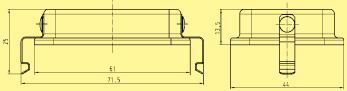
Identification	Part number		Cable entry metric	Drawing	Dimensions in mm
	Low construction	High construction			
Housings, surface mounting side entry 		with thermo-plastic cover 19 20 032 0226	1 x 25	 <p>1) Blind way for one cable entry</p>	

Metal hoods/housings for industrial applications / 1 lever locking system


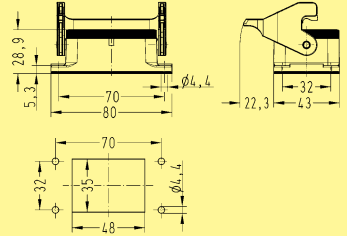

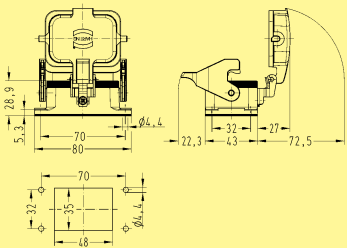
Identification	Image	Part number		Cable entry metric	Drawing	Dimensions in mm
		Low construction	High construction			
Hoods side entry		<b>19 30 006 1540</b> <b>19 30 006 1541</b>		1 x 20 1 x 25		43 46 51
side entry			<b>19 30 006 0546</b> <b>19 30 006 0547</b>	1 x 25 1 x 32		43 72
Hoods top entry		<b>19 30 006 1440</b>		1 x 20		43 40
top entry			<b>19 30 006 0446</b> <b>19 30 006 0447</b>	1 x 25 1 x 32		43 72
Hoods without cable entry			<b>09 30 006 0801</b>	—		43 72

Han Hoods  
Housings


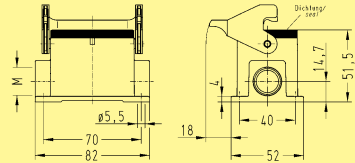


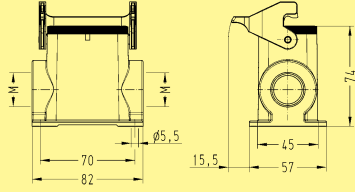

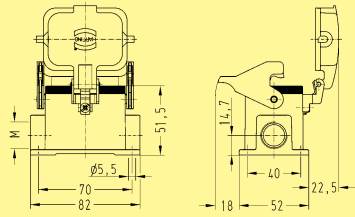

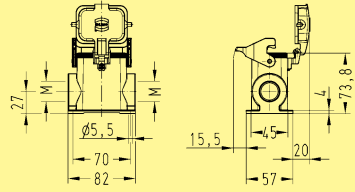

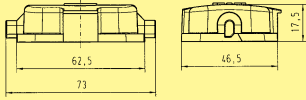

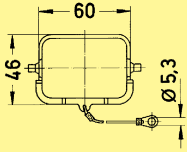
Metal hoods/housings for industrial applications / 1 lever locking system

Identification	Part number		Cable entry metric	Drawing	Dimensions in mm
	Low construction	High construction			
Protection covers 	metal <b>09 30 006 5423</b>	metal <b>09 30 006 5423</b>			
Dust protection cover 	<b>09 30 006 5401</b>	<b>09 30 006 5401</b>			

Metal hoods/housings for industrial applications / 1 lever locking system

Identification	Part number		Cable entry metric	Drawing	Dimensions in mm
	Low construction	High construction			
Housings, bulkhead mounting 	<b>09 30 006 0301</b>			 <p>Panel cut out</p>	
	with thermo- plastic cover <b>09 30 006 0302</b> with metal cover <b>09 30 006 0318</b>			 <p>Panel cut out</p>	


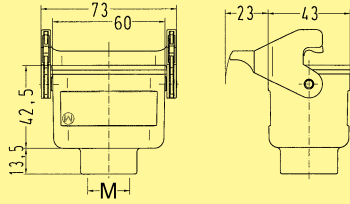

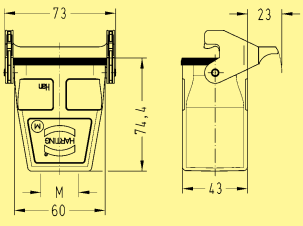

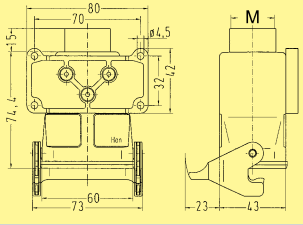

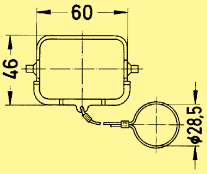
Metal hoods/housings for industrial applications / 1 lever locking system

Identification	Image	Part number		Cable entry metric	Drawing	Dimensions in mm
		Low construction	High construction			
Housings, surface mounting		<b>19 30 006 1250</b>		<b>1 x 20</b>		<b>Blind way for one cable entry</b>
side entry		<b>19 30 006 1290</b>		<b>2 x 20</b>		
side entry			<b>19 30 006 0291</b> <b>19 30 006 0292</b>	<b>2 x 25</b> <b>2 x 32</b>		<b>Blind way for one cable entry</b>
side entry		with thermo-plastic cover <b>19 30 006 1255</b> with thermo-plastic cover <b>19 30 006 1295</b> with metal cover <b>19 30 006 2255</b> with metal cover <b>19 30 006 2295</b>		<b>1 x 20</b> <b>2 x 20</b> <b>1 x 20</b> <b>2 x 20</b>		<b>Blind way for one cable entry</b>
side entry			with thermo-plastic cover <b>19 30 006 0296</b> with thermo-plastic cover <b>19 30 006 0297</b> with metal cover <b>19 30 006 7296</b>	<b>2 x 25</b> <b>2 x 32</b> <b>2 x 25</b>		<b>Blind way for one cable entry</b>
Protection covers		plastic <b>09 30 006 5404</b>	plastic <b>09 30 006 5404</b>			
Plastic		metal <b>09 30 006 5425</b>	metal <b>09 30 006 5425</b>			


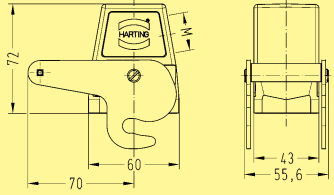
Han Hoods Housings




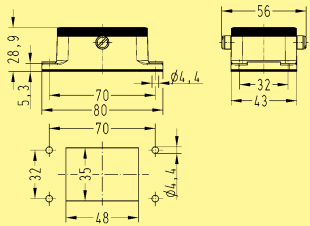
Metal hoods/housings for industrial applications / 1 lever locking system

Identification	Part number		Cable entry metric	Drawing	Dimensions in mm
	Low construction	High construction			
Hoods, cable to cable top entry 	<b>19 30 006 1750</b>		1 x 20		
top entry 		<b>19 30 006 0756</b>	1 x 25		
Flange housings top entry 		<b>19 30 006 0716</b>	1 x 25		
Protection covers 	metal <b>09 30 006 5427</b>	metal <b>09 30 006 5427</b>			

Metal hoods/housings for industrial applications / 1 central locking lever locking system

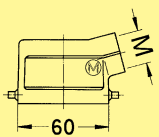
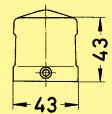

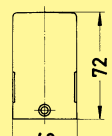
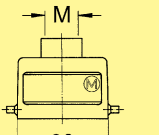
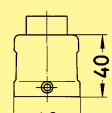
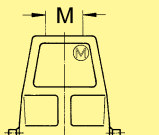
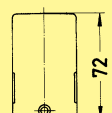
Identification	Part number	Cable entry metric	Drawing	Dimensions in mm
<p>Hoods</p> <p>side entry</p> 	19 30 006 0586	1 x 25		

Metal hoods/housings for industrial applications / 1 central locking lever locking system


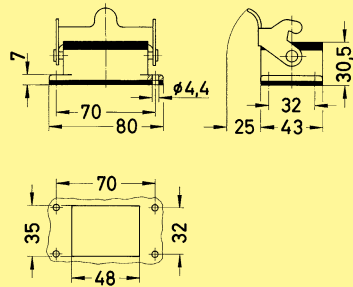


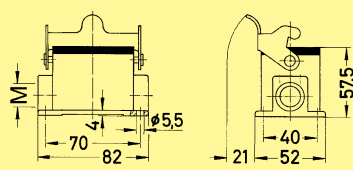


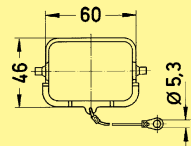
Identification	Part number	Cable entry metric	Drawing	Dimensions in mm
<p>Housings, bulkhead mounting</p> 	09 30 006 0381		 <p>Panel cut out</p>	

Han Hoods  
Housings

## Hoods/Housings for higher environmental requirements / 1 lever locking system


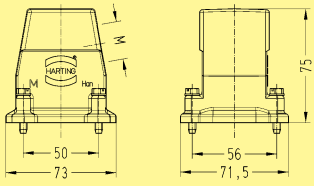

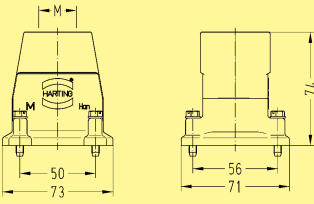
Identification	Part number		Cable entry metric	Drawing	Dimensions in mm
	Low construction	High construction			
Hoods side entry	<b>19 37 006 1540</b>		<b>1 x 20</b>		
side entry		19 37 006 0545 19 37 006 0546	1 x 20 1 x 25		
Hoods top entry	<b>19 37 006 1440</b>		<b>1 x 20</b>		
top entry		19 37 006 0445 19 37 006 0446	1 x 20 1 x 25		

Hoods/Housings for higher environmental requirements / 1 lever locking system


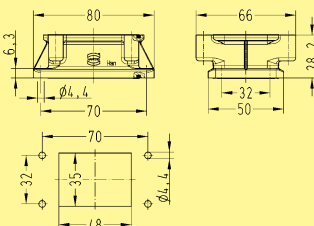
Identification	Part number		Cable entry metric	Drawing	Dimensions in mm
	Low construction	High construction			
Housings, bulkhead mounting		<b>09 37 006 0301</b>			
		with metal cover <b>09 37 006 0318</b>			
Housings, surface mounting		<b>19 37 006 1290</b>			
		with thermo- plastic cover <b>19 37 006 0296</b>			
Protection covers		metal <b>09 37 006 5405</b>	metal <b>09 37 006 5405</b>		

Han Hoods  
Housings

Hoods/Housings for higher EMC requirements / Screw locking system

Identification		Part number	Cable entry metric	Drawing	Dimensions in mm
Hoods side entry		19 62 006 0541	1 x 25		
Hoods top entry		19 62 006 0441 19 62 006 0442	1 x 25 1 x 32		

Hoods/Housings for higher EMC requirements / Screw locking system

Identification		Part number	Cable entry metric	Drawing	Dimensions in mm
Housings, bulkhead mounting		09 62 006 0301		 Panel cut out	

Hoods/Housings for higher EMC requirements / 1 lever locking system


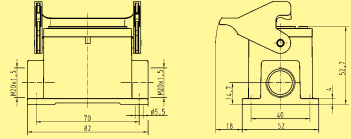
Identification	Image	Part number		Cable entry metric	Drawing	Dimensions in mm
		Low construction	High construction			
Hoods side entry		<b>19 62 806 1540</b>		1 x 20		60, 73, 43, 46, 51
side entry			<b>19 62 806 0546</b> 19 62 806 0547	1 x 25 1 x 32		72, 60, 72,6, 43
Hoods top entry		<b>19 62 806 1440</b>		1 x 20		M, 60, 72, 43, 13,5, 40
top entry			<b>19 62 806 0446</b> 19 62 806 0447	1 x 25 1 x 32		M, 72, 60, 73, 43

Hoods/Housings for higher EMC requirements / 1 lever locking system


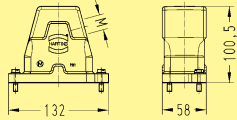

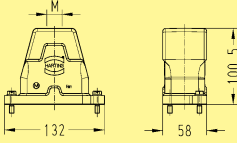

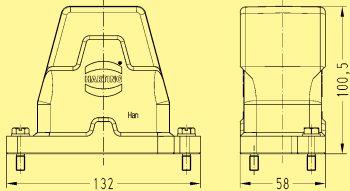
Identification	Image	Part number		Cable entry metric	Drawing	Dimensions in mm
		Low construction	High construction			
Housings, bulkhead mounting		<b>09 62 806 0301</b>				70, 80, 70, 32, 35, 48, 32, 4,8, 9,4, 4, 22,3, 32, 4,3, 5, 29,2
					Panel cut out	



Hoods/Housings for higher EMC requirements / 1 lever locking system

Identification	Part number		Cable entry metric	Drawing	Dimensions in mm
	Low construction	High construction			
Housings, surface mounting  side entry	 <b>19 62 806 1290</b>		<b>2 x 20</b>		


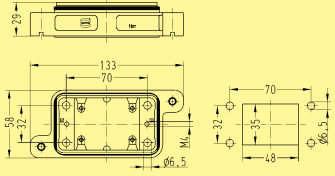

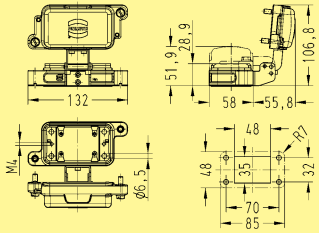

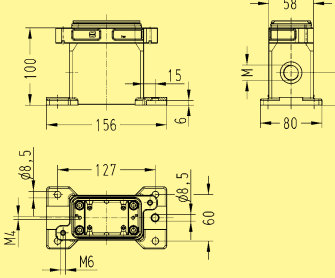

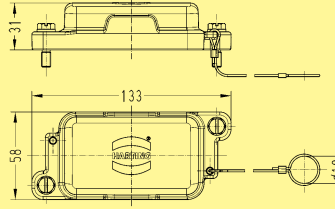

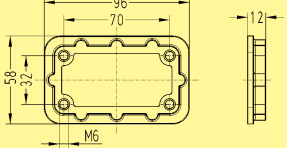
Hoods/Housings for harsh environmental requirements / Screw/toggle locking system

Identification		Part number		Cable entry metric	Drawing	Dimensions in mm
		Toggle locking	screw			
Hoods side entry		19 40 006 0501	19 40 006 0510	1 x 20		100,5 58
			<b>19 40 006 0511</b>	1 x 25		
			19 40 006 0512	1 x 25		
			19 40 006 0513	1 x 32		
				1 x 40		
Hoods top entry		19 40 006 0401	19 40 006 0410	1 x 20		100,5 58
			<b>19 40 006 0411</b>	1 x 25		
			19 40 006 0412	1 x 25		
			19 40 006 0413	1 x 32		
				1 x 40		
Hoods without cable entry			09 40 006 0811	—		100,5 58

Han Hoods  
Housings


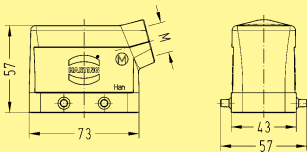

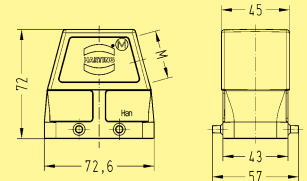

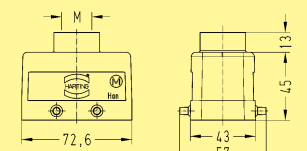

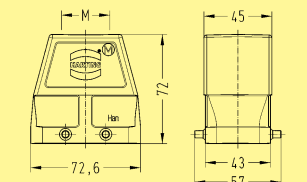

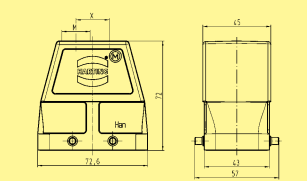

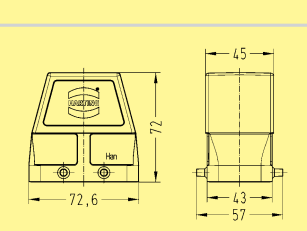


Hoods/Housings for harsh environmental requirements / Screw/toggle locking system

Identification	Part number		Cable entry metric	Drawing	Dimensions in mm
	Toggle locking	screw			
Housings, bulkhead mounting 	09 40 006 0301	<b>09 40 006 0311</b>		 <p>Panel cut out</p>	
Housings, bulkhead mounting 		with metal cover <b>09 40 006 0317</b>		 <p>Panel cut out</p>	
Housings, surface mounting side entry 		19 40 006 1260 19 40 006 1261 19 40 006 1262	1 x 20 1 x 25 1 x 32		
Protection covers 	metal 09 40 006 5401	metal <b>09 40 006 5411</b>			
Mounting frames 		09 40 000 9901 <sup>1)</sup>			

<sup>1)</sup> not applicable for using Han® HC 650

Metal hoods/housings for industrial applications / 2 lever locking system

Identification	Image	Part number		Cable entry metric	Drawing	Dimensions in mm
		Low construction	High construction			
Hoods side entry		<b>19 30 010 1520</b> <b>19 30 010 1521</b>		1 x 20 1 x 25		
side entry			<b>19 30 010 0527</b>	1 x 32		
Hoods top entry		<b>19 30 010 1420</b> <b>19 30 010 1421</b>		1 x 20 1 x 25		
top entry			<b>19 30 010 0427</b>	1 x 32		
top entry			<b>19 30 010 0465</b>	2 x 20		
Hoods without cable entry			<b>09 30 010 0801</b>	—		

Han Hoods  
Housings

Metal hoods/housings for industrial applications / 2 lever locking system


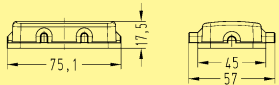
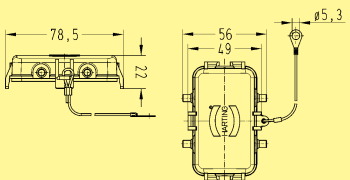

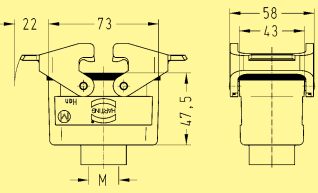
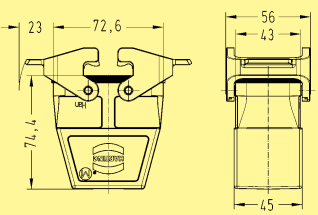

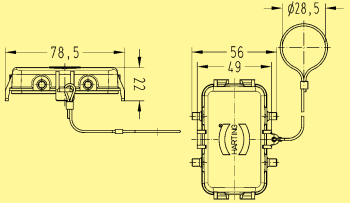
Identification		Part number		Cable entry metric	Drawing	Dimensions in mm
		Low construction	High construction			
Protection covers		metal <b>09 30 010 5423</b>	metal <b>09 30 010 5423</b>			
Protection covers		plastic 09 30 010 5401	plastic 09 30 010 5401			

Metal hoods/housings for industrial applications / 2 lever locking system

Identification		Part number		Cable entry metric	Drawing	Dimensions in mm
		Low construction	High construction			
Housings, bulkhead mounting		<b>09 30 010 0301</b>				
Housings, surface mounting		<b>19 30 010 1230</b> <b>19 30 010 1231</b> <b>19 30 010 1270</b>		1 x 20 1 x 25 2 x 20		
side entry						
side entry			19 30 010 0231 <b>19 30 010 0271</b> <b>19 30 010 0272</b>	1 x 25 2 x 25 2 x 32		

Han Hoods Housings

Metal hoods/housings for industrial applications / 2 lever locking system

Identification	Part number		Cable entry metric	Drawing	Dimensions in mm
	Low construction	High construction			
Protection covers for housings 	plastic 09 30 010 5407	plastic 09 30 010 5407			
	metal 09 30 010 5425	metal 09 30 010 5425			
Hoods, cable to cable top entry 	19 30 010 1730		1 x 20		
		19 30 010 0736 19 30 010 0737	1 x 25 1 x 32		
Protection covers for hoods cable to cable 	metal 09 30 010 5427	metal 09 30 010 5427			

Han Hoods Housings



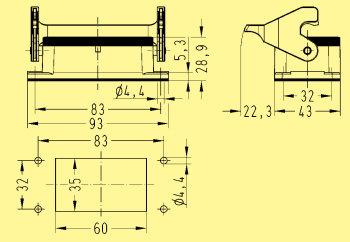
Metal hoods/housings for industrial applications / 1 lever locking system

Identification	Part number		Cable entry metric	Drawing	Dimensions in mm
	Low construction	High construction			
Hoods side entry		<b>19 30 010 1540</b>	<b>1 x 20</b>		
		<b>19 30 010 1541</b>			
Hoods side entry		<b>19 30 010 0547</b>	<b>1 x 32</b>		
Hoods top entry		<b>19 30 010 1440</b>	<b>1 x 20</b>		
		<b>19 30 010 1441</b>			
Hoods top entry		<b>19 30 010 0447</b>	<b>1 x 32</b>		
Hoods without cable entry		<b>09 30 010 0803</b>	—		
Protection covers		metal <b>09 30 010 5432</b>	metal <b>09 30 010 5432</b>		

Han Hoods Housings



Metal hoods/housings for industrial applications / 1 lever locking system

Identification	Part number		Cable entry metric	Drawing	Dimensions in mm
	Low construction	High construction			
Housings, bulkhead mounting    	<p><b>09 30 010 0305</b></p>			 <p>Panel cut out</p>	
				<p>with thermo-plastic cover <b>09 30 010 0303</b> with metal cover <b>09 30 010 0318</b></p>	

Han Hoods Housings


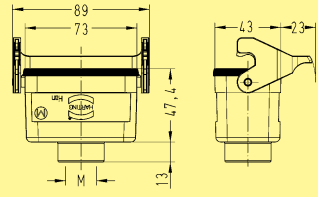

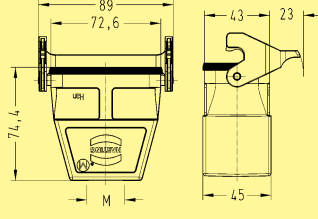
Metal hoods/housings for industrial applications / 1 lever locking system

Identification	Part number	Cable entry	Drawing	Dimensions in mm	
					Low construction
Housings, surface mounting side entry  side entry  side entry  side entry	<b>19 30 010 1250</b> <b>19 30 010 1290</b>	<b>1 x 20</b> <b>2 x 20</b>	<p>Blind way for one cable entry</p>		
		19 30 010 0291 19 30 010 0292	2 x 25 2 x 32	<p>Blind way for one cable entry</p>	
	with thermo-plastic cover 19 30 010 1255 with thermo-plastic cover <b>19 30 010 1295</b> with metal cover 19 30 010 2295		1 x 20 2 x 20 2 x 20	<p>Blind way for one cable entry</p>	
		with thermo-plastic cover 19 30 010 0296 with thermo-plastic cover 19 30 010 0297 with metal cover 19 30 010 7296	2 x 25 2 x 32 2 x 25	<p>Blind way for one cable entry</p>	
Protection covers	plastic <b>09 30 010 5412</b>	plastic <b>09 30 010 5412</b>			

Han Hoods Housings

Stock items in bold type


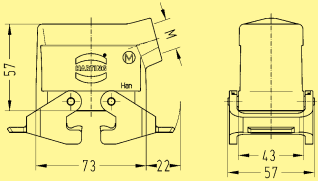

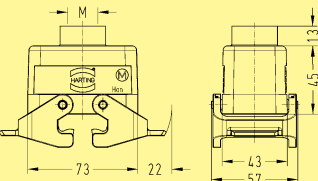

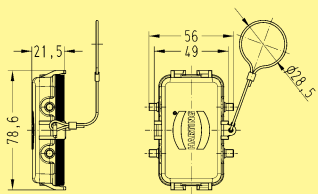
Metal hoods/housings for industrial applications / 1 lever locking system

Identification	Part number		Cable entry metric	Drawing	Dimensions in mm
	Low construction	High construction			
Hoods, cable to cable top entry 	<b>19 30 010 1750</b>		1 x 20		
top entry 		19 30 010 0756	1 x 25		


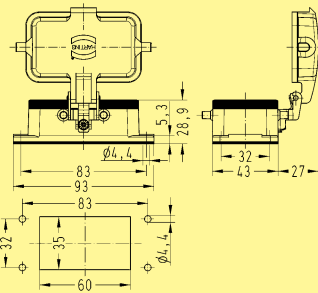
Han Hoods  
Housings



Metal hoods/housings for industrial applications / 2 lever locking system

Identification	Part number		Cable entry metric	Drawing	Dimensions in mm
	Low construction	High construction			
Hoods side entry		<b>19 30 010 1530</b>	<b>1 x 20</b>		
Hoods top entry		<b>19 30 010 1430</b>	<b>1 x 20</b>		
Protection covers		metal <b>09 30 010 5457</b>	metal <b>09 30 010 5457</b>		


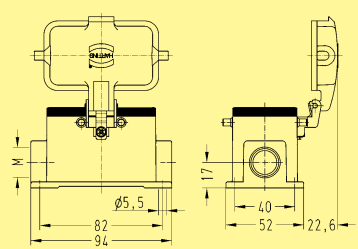

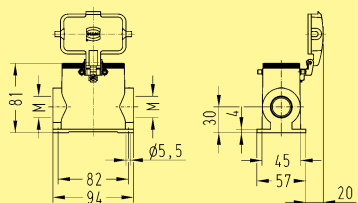
Metal hoods/housings for industrial applications / 2 lever locking system

Identification	Part number		Cable entry metric	Drawing	Dimensions in mm
	Low construction	High construction			
Housings, bulkhead mounting		with thermo-plastic cover <b>09 30 010 0302</b> with metal cover <b>09 30 010 0317</b>			

Panel cut out


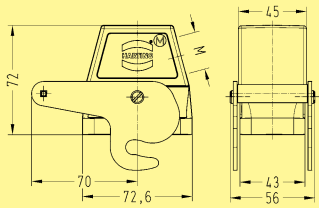
Stock items in bold type

Metal hoods/housings for industrial applications / 2 lever locking system


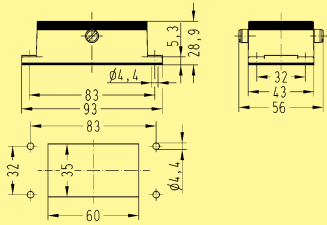
Identification	Part number	Cable entry	Drawing	Dimensions in mm
Housings, surface mounting side entry 	with thermo-plastic cover <b>19 30 010 1225</b> with thermo-plastic cover 19 30 010 1265		1 x 20 2 x 20 	Blind way for one cable entry
side entry 		with thermo-plastic cover 19 30 010 0266	2 x 25 	Blind way for one cable entry

Han Hoods Housings

Metal hoods/housings for industrial applications / 1 central locking lever locking system

Identification	Part number	Cable entry metric	Drawing	Dimensions in mm
Hoods side entry 	19 30 010 0586	1 x 25		

Metal hoods/housings for industrial applications / 1 central locking lever locking system

Identification	Part number	Cable entry metric	Drawing	Dimensions in mm
Housings, bulkhead mounting 	09 30 010 0381		 <p>Panel cut out</p>	



Identification	Part number	Drawing	Dimensions in mm
----------------	-------------	---------	------------------


Housings for motor termination powder-coated RAL 7037  powder-coated, with protection cover  unpainted  unpainted, with protection cover  highly EMI resistant  highly EMI resistant, with protection cover	<b>09 30 010 0901</b> 09 30 010 0902	<table border="1"> <thead> <tr> <th></th> <th>a</th> <th>b</th> <th>c</th> <th>d</th> <th>Ø</th> </tr> </thead> <tbody> <tr> <td>09 30 010 0901</td> <td>82</td> <td>68</td> <td>68</td> <td>82</td> <td>4.5</td> </tr> <tr> <td>09 30 010 0902</td> <td>98</td> <td></td> <td></td> <td>98</td> <td></td> </tr> <tr> <td>09 30 010 0961</td> <td>82</td> <td>70</td> <td>70</td> <td>82</td> <td></td> </tr> <tr> <td>09 30 410 0901</td> <td>82</td> <td>68</td> <td>68</td> <td>82</td> <td>4.5</td> </tr> <tr> <td>09 30 410 0909</td> <td>98</td> <td></td> <td></td> <td>98</td> <td></td> </tr> <tr> <td>09 30 410 0921</td> <td>85</td> <td>73</td> <td>73</td> <td>85</td> <td></td> </tr> <tr> <td>09 30 410 0951</td> <td>82</td> <td>68</td> <td>68</td> <td>82</td> <td>4.5</td> </tr> <tr> <td>09 30 410 0960</td> <td>98</td> <td>70</td> <td>70</td> <td>98</td> <td>4.3</td> </tr> <tr> <td>09 30 410 0970</td> <td>92</td> <td>77</td> <td>77</td> <td>92</td> <td>4.3</td> </tr> <tr> <td>09 30 410 0971</td> <td>85</td> <td>73</td> <td>73</td> <td>85</td> <td>5.5</td> </tr> <tr> <td>09 30 410 0974</td> <td>92</td> <td>70</td> <td>70</td> <td>92</td> <td>4.3</td> </tr> <tr> <td>09 30 410 0983</td> <td>92</td> <td>80</td> <td>80</td> <td>92</td> <td>5.1</td> </tr> <tr> <td>09 62 810 0901</td> <td>82</td> <td>68</td> <td>68</td> <td>82</td> <td>4.5</td> </tr> <tr> <td>09 62 810 0974</td> <td>92</td> <td>70</td> <td>70</td> <td>92</td> <td>4.1</td> </tr> </tbody> </table> <p>Other dimensions (a + d) on request (98 x 98 mm)</p>		a	b	c	d	Ø	09 30 010 0901	82	68	68	82	4.5	09 30 010 0902	98			98		09 30 010 0961	82	70	70	82		09 30 410 0901	82	68	68	82	4.5	09 30 410 0909	98			98		09 30 410 0921	85	73	73	85		09 30 410 0951	82	68	68	82	4.5	09 30 410 0960	98	70	70	98	4.3	09 30 410 0970	92	77	77	92	4.3	09 30 410 0971	85	73	73	85	5.5	09 30 410 0974	92	70	70	92	4.3	09 30 410 0983	92	80	80	92	5.1	09 62 810 0901	82	68	68	82	4.5	09 62 810 0974	92	70	70	92	4.1
			a	b	c	d	Ø																																																																																					
	09 30 010 0901		82	68	68	82	4.5																																																																																					
	09 30 010 0902		98			98																																																																																						
	09 30 010 0961		82	70	70	82																																																																																						
	09 30 410 0901		82	68	68	82	4.5																																																																																					
	09 30 410 0909		98			98																																																																																						
	09 30 410 0921		85	73	73	85																																																																																						
	09 30 410 0951		82	68	68	82	4.5																																																																																					
	09 30 410 0960		98	70	70	98	4.3																																																																																					
09 30 410 0970	92	77	77	92	4.3																																																																																							
09 30 410 0971	85	73	73	85	5.5																																																																																							
09 30 410 0974	92	70	70	92	4.3																																																																																							
09 30 410 0983	92	80	80	92	5.1																																																																																							
09 62 810 0901	82	68	68	82	4.5																																																																																							
09 62 810 0974	92	70	70	92	4.1																																																																																							

Dust protection cover		09 30 010 5406	
-----------------------	--	----------------	--

Han Hoods  
Housings


## Compatible connector inserts

Screw terminal  
500 V  
16 A  
Han E®




10 + ⊕

Cage-clamp terminal  
500 V  
16 A  
Han® ES  
Han® ESS



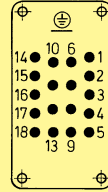
10 + ⊕

Crimp terminal  
500 V  
16 A  
Han E®




10 + ⊕

Crimp terminal  
500 V  
16 A  
Han® EE



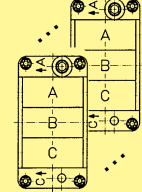
18 + ⊕

Crimp terminal  
400/160 V  
16/10 A  
Han-Com®



8/24 + ⊕

Crimp terminal/  
Screw terminal  
50 V - 830 V  
10 A - 40 A



Han-Modular + ⊕

## Features

- Angled housing replaces the terminal box
- Space saving and compact design
- The position of the terminal housing can be switched by 90°
- Compatible with standard hoods for single lever
- Locking element Han-Easy Lock®
- Star and delta circuits can be realized in the female connector Han® ESS
- Suitable for standard inserts (see compatible connector inserts)


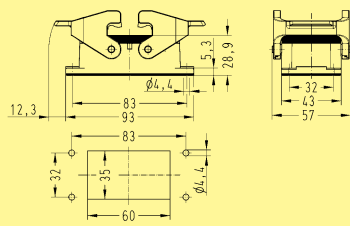

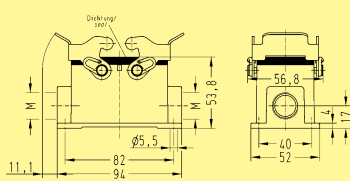

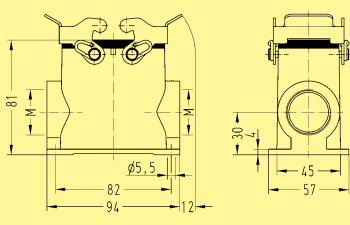

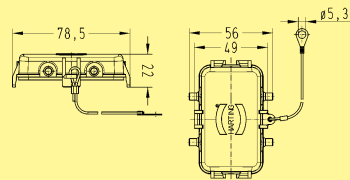


Hoods/Housings for higher environmental requirements / 2 lever locking system


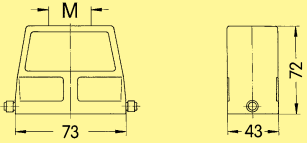
Identification	Part number	Cable entry		Drawing	Dimensions in mm
		Low construction	High construction		
Hoods side entry	<b>19 37 010 1520</b>			1 x 20	
Hoods side entry			<b>19 37 010 0526</b>	1 x 25	
Hoods top entry	<b>19 37 010 1420</b>			1 x 20	
Hoods top entry			<b>19 37 010 0427</b>	1 x 32	
Hoods top entry			<b>19 37 010 0465</b>	2 x 20	
Protection covers	<b>metal</b> <b>09 37 010 5403</b>	<b>metal</b> <b>09 37 010 5403</b>			

Han Hoods  
Housings


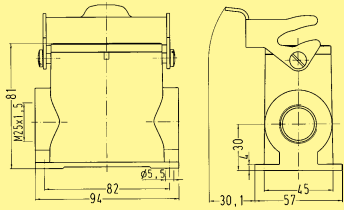
## Hoods/Housings for higher environmental requirements / 2 lever locking system

Identification	Part number		Cable entry metric	Drawing	Dimensions in mm
	Low construction	High construction			
Housings, bulkhead mounting 	<b>09 37 010 0301</b>			 <p>Panel cut out</p>	
Housings, surface mounting side entry 	<b>19 37 010 1270</b>		<b>2 x 20</b>		
side entry 		<b>19 37 010 0272</b>	<b>2 x 32</b>		
Protection covers 	<b>metal</b> <b>09 37 010 5405</b>	<b>metal</b> <b>09 37 010 5405</b>			

Hoods/Housings for higher environmental requirements / 1 lever locking system


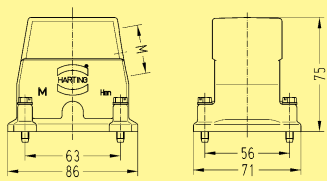

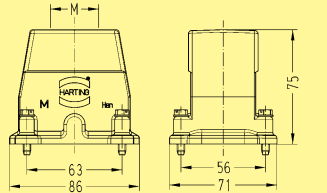
Identification	Part number	Cable entry metric	Drawing	Dimensions in mm
Hoods top entry 	19 37 010 0447	1 x 32		

Hoods/Housings for higher environmental requirements / 1 lever locking system


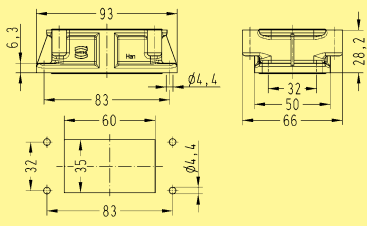
Identification	Part number	Cable entry metric	Drawing	Dimensions in mm
Housings, surface mounting side entry 	19 37 010 0291	1 x 25		



Hoods/Housings for higher EMC requirements / Screw locking system

Identification	Part number	Cable entry metric	Drawing	Dimensions in mm
Hoods side entry 	19 62 010 0542 19 62 010 0543	1 x 32 1 x 40		
Hoods top entry 	19 62 010 0442	1 x 32		

Hoods/Housings for higher environmental requirements / Screw locking system

Identification	Part number	Cable entry metric	Drawing	Dimensions in mm
Housings, bulkhead mounting 	09 62 010 0301		 <p>Panel cut out</p>	


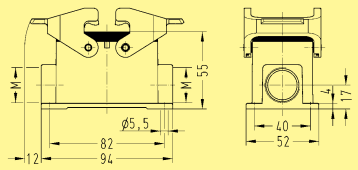

Hoods/Housings for higher EMC requirements / 2 lever locking system

Identification	Part number	Cable entry	Drawing	Dimensions in mm
Hoods side entry	19 62 810 1520	1 x 20		
Hoods side entry	19 62 810 0526 19 62 810 0527	1 x 25 1 x 32		
Hoods top entry	19 62 810 1420 19 62 810 1421	1 x 20 1 x 25		
Hoods top entry	19 62 810 0426 <b>19 62 810 0427</b>	1 x 25 1 x 32		

Hoods/Housings for higher EMC requirements / 2 lever locking system


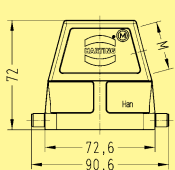
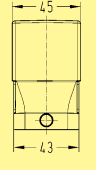

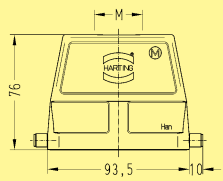
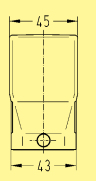
Identification	Part number	Cable entry	Drawing	Dimensions in mm
Housings, bulkhead mounting	09 62 810 0301		 Panel cut out	

Hoods/Housings for higher EMC requirements / 2 lever locking system


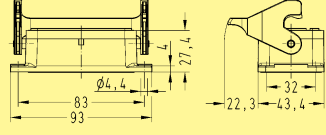
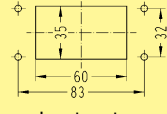

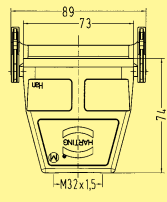
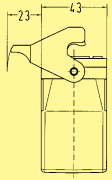
Identification	Part number		Cable entry metric	Drawing	Dimensions in mm
	Low construction	High construction			
Housings, surface mounting side entry 	19 62 810 1271		2 x 25		
side entry 		19 62 810 0272			



## Hoods/Housings for higher EMC requirements / 1 lever locking system


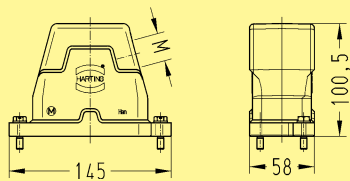

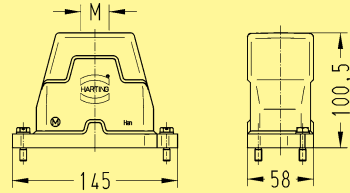

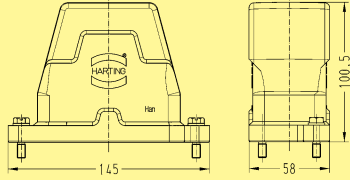
Identification	Image	Part number		Cable entry metric	Drawing	Dimensions in mm
		Low construction	High construction			
Hoods side entry			19 62 810 0547	1 x 32		
Hoods top entry			19 62 810 0446 19 62 810 0447	1 x 25 1 x 32		

## Hoods/Housings for higher EMC requirements / 1 lever locking system


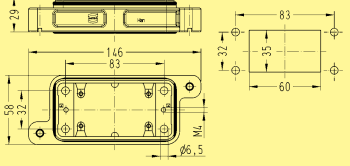

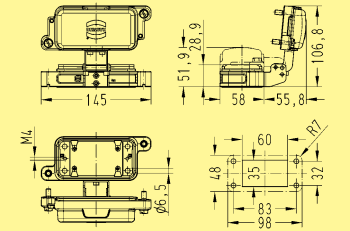

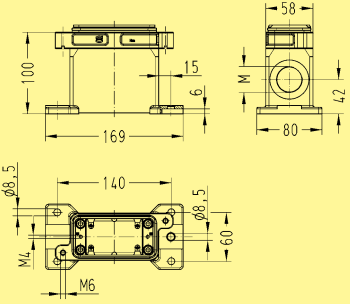

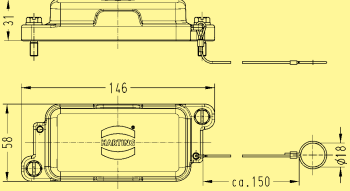

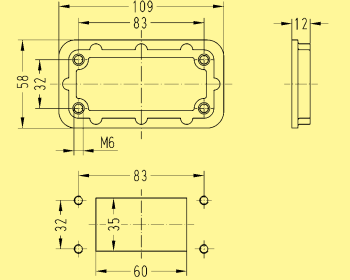
Identification	Image	Part number		Cable entry metric	Drawing	Dimensions in mm
		Low construction	High construction			
Housings, bulkhead mounting		09 62 810 0305			 	<b>Panel cut out</b>
Hoods, cable to cable top entry			19 62 810 0757	1 x 32		

Han Hoods  
Housings

## Hoods/Housings for harsh environmental requirements / Screw/toggle locking system

Identification	Part number		Cable entry metric	Drawing	Dimensions in mm
	Toggle locking	screw			
Hoods side entry 	<b>19 40 010 0501</b>	19 40 010 0511 19 40 010 0512 19 40 010 0513	1 x 25 1 x 25 1 x 32 1 x 40		100,5
Hoods top entry 	<b>19 40 010 0401</b>	19 40 010 0411 19 40 010 0412 19 40 010 0413 19 40 010 0430	1 x 25 1 x 25 1 x 32 1 x 40 2 x 20		100,5
Hoods without cable entry 		<b>09 40 010 0811</b>	—		100,5

Hoods/Housings for harsh environmental requirements / Screw/toggle locking system


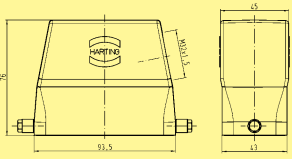

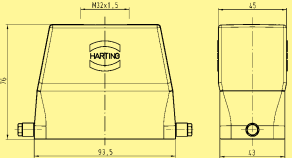
Identification	Part number		Cable entry metric	Drawing	Dimensions in mm
	Toggle locking	screw			
Housings, bulkhead mounting 	09 40 010 0301	<b>09 40 010 0311</b>		 <p>Panel cut out</p>	
Housings, bulkhead mounting 		with metal cover <b>09 40 010 0317</b>		 <p>Panel cut out</p>	
Housings, surface mounting side entry 		19 40 010 1260 <b>19 40 010 1262</b> <b>19 40 010 1263</b> 19 40 010 1271 19 40 010 1272	1 x 20 1 x 32 1 x 40 2 x 25 2 x 32		
Protection covers 	metal 09 40 010 5401	metal <b>09 40 010 5411</b>			
Mounting frames 		<b>09 40 000 9902<sup>1)</sup></b>		 <p>Panel cut out</p>	

Han Hoods  
Housings


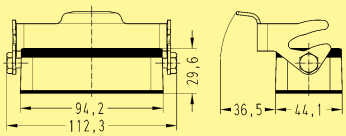

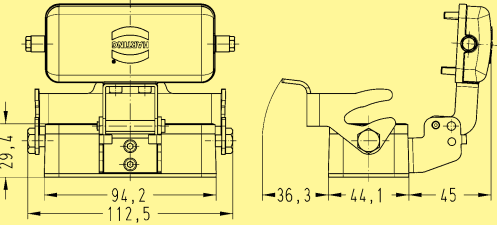
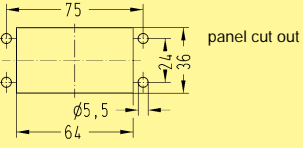

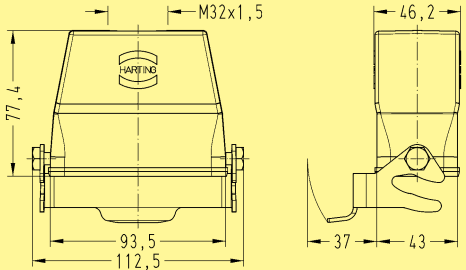
<sup>1)</sup> not applicable for using Han® HC 650

**Stock items in bold type**

Hoods/Housings made of stainless steel / 1 lever locking system


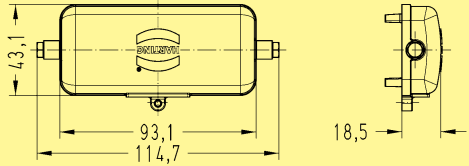

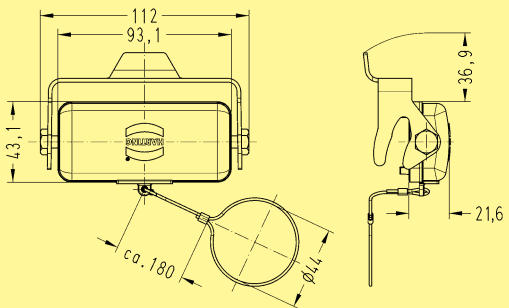


Identification	Part number	Cable entry metric	Drawing	Dimensions in mm
Hoods side entry 	<b>19 44 310 0547</b>	<b>1 x 32</b>		
Hoods top entry 	<b>19 44 310 0447</b>	<b>1 x 32</b>		

Hoods/Housings made of stainless steel / 1 lever locking system

Identification	Part number	Cable entry metric	Drawing	Dimensions in mm
Housings, bulkhead mounting 	<b>19 44 310 0305</b>			
Bulkhead mounted housing with integrated cover 	<b>19 44 310 0303</b>		Panel cut out  	
Cable to cable housing M 32 	<b>19 44 310 0757</b>	<b>M32</b>		

Han Hoods Housings

Hoods/Housings made of stainless steel / 1 lever locking system

Identification	Part number	Cable entry metric	Drawing	Dimensions in mm
Cover for bulkhead mounted housing 	<b>19 44 310 5421</b>			
Cover for hood 	<b>19 44 310 5422</b>			
Gasket 	<b>19 44 000 9902</b>			
Cable gland 	<b>19 44 000 5084</b>			

Han Hoods  
Housings





Source: MAN Diesel & Turbo SE

HARTING Han® Hoods/Housings  
for control of marine Diesel engines.


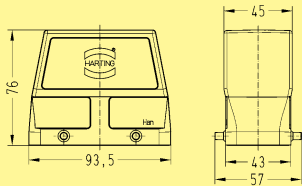

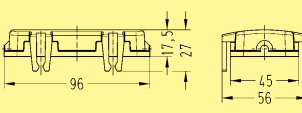

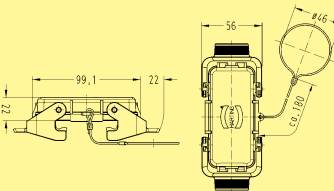
Han Hoods  
Housings

Metal hoods/housings for industrial applications / 2 lever locking system


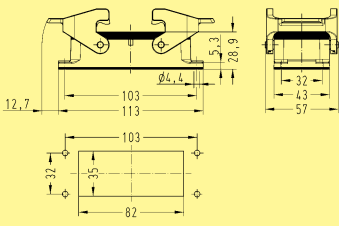

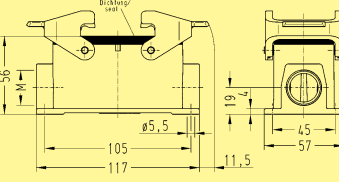

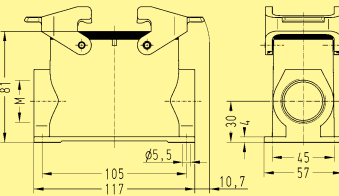

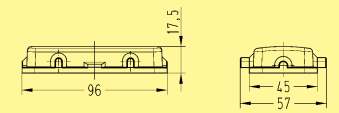

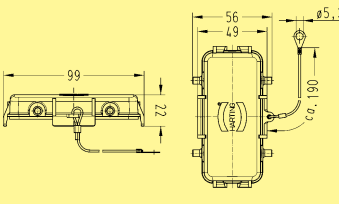
Identification	Part number	Cable entry		Drawing	Dimensions in mm
		Low construction	High construction		
Hoods side entry	<b>19 30 016 1521</b> <b>19 30 016 1522</b>		<b>1 x 25</b> <b>1 x 32</b>		
Hoods side entry	<b>19 30 016 0527</b> <b>19 30 016 0528</b>		<b>1 x 32</b> <b>1 x 40</b>		
Hoods angled entry		<b>19 30 016 0666</b>	<b>2 x 25</b>		
Hoods top entry	<b>19 30 016 1421</b> <b>19 30 016 1422</b>		<b>1 x 25</b> <b>1 x 32</b>		
Hoods top entry	<b>19 30 016 0427</b> <b>19 30 016 0428</b>		<b>1 x 32</b> <b>1 x 40</b>		
Hoods top entry		<b>19 30 016 0466</b>	<b>2 x 25</b>		
Hoods side entry		<b>19 30 016 0529</b>	<b>1 x 50</b>		

Han Hoods  
Housings


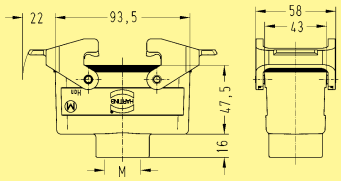

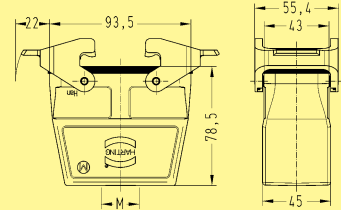

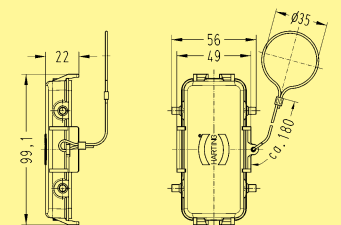
Metal hoods/housings for industrial applications / 2 lever locking system

Identification	Part number		Cable entry metric	Drawing	Dimensions in mm
	Low construction	High construction			
Hoods without cable entry 		09 30 016 0801	—		
Dust protection cover 	plastic 09 30 016 5401	plastic 09 30 016 5401			
Protection covers 	metal 09 30 016 5422	metal 09 30 016 5422			

## Metal hoods/housings for industrial applications / 2 lever locking system

Identification	Part number		Cable entry metric	Drawing	Dimensions in mm
	Low construction	High construction			
Housings, bulkhead mounting 	<b>09 30 016 0301</b>			 <p>Panel cut out</p>	
Housings, surface mounting side entry 	<b>19 30 016 1231</b> <b>19 30 016 1271</b>		1 x 25 2 x 25		
side entry 		<b>19 30 016 0232</b> <b>19 30 016 0271</b> <b>19 30 016 0272</b> 19 30 016 0273	1 x 32 2 x 25 2 x 32 2 x 40		
Protection covers 	plastic 09 30 016 5405	plastic 09 30 016 5405			
	metal 09 30 016 5425	metal 09 30 016 5425			

Metal hoods/housings for industrial applications / 2 lever locking system



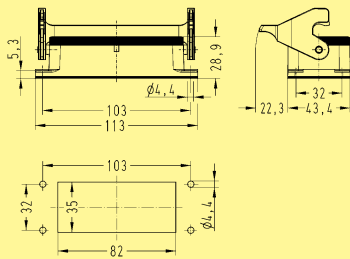
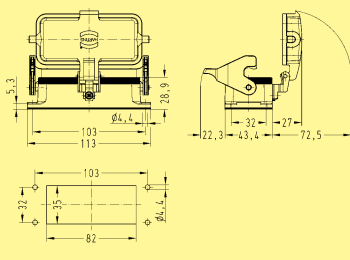
Identification	Part number		Cable entry metric	Drawing	Dimensions in mm
	Low construction	High construction			
Hoods, cable to cable top entry 	19 30 016 1731 19 30 016 1732		1 x 25 1 x 32		
top entry 		19 30 016 0736 19 30 016 0737	1 x 25 1 x 32		
Protection covers 	metal 09 30 016 5426	metal 09 30 016 5426			

Metal hoods/housings for industrial applications / 1 lever locking system

Identification	Part number		Cable entry metric	Drawing	Dimensions in mm
	Low construction	High construction			
Hoods side entry		<b>19 30 016 1541</b>	<b>1 x 25</b> <b>1 x 32</b>		
		<b>19 30 016 1542</b>			
side entry		<b>19 30 016 0547</b> <b>19 30 016 0548</b>	<b>1 x 32</b> <b>1 x 40</b>		
Hoods top entry		<b>19 30 016 1441</b> <b>19 30 016 1442</b>	<b>1 x 25</b> <b>1 x 32</b>		
top entry		<b>19 30 016 0447</b> <b>19 30 016 0448</b>	<b>1 x 32</b> <b>1 x 40</b>		
Hoods without cable entry		<b>09 30 016 0803</b>	-		
Protection covers		<b>metal</b> <b>09 30 016 5432</b>	<b>metal</b> <b>09 30 016 5432</b>		

Han Hoods  
Housings

Metal hoods/housings for industrial applications / 1 lever locking system

Identification	Part number		Cable entry metric	Drawing	Dimensions in mm
	Low construction	High construction			
Housings, bulkhead mounting    	<b>09 30 016 0307</b>			 <p>Panel cut out</p>  <p>Panel cut out</p>	
	with thermo-plastic cover <b>09 30 016 0306</b> with metal cover <b>09 30 016 0318</b>				


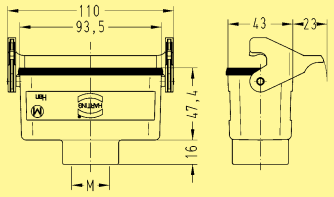

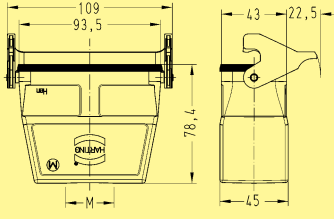
Metal hoods/housings for industrial applications / 1 lever locking system

Identification	Image	Part number		Cable entry metric	Drawing	Dimensions in mm
		Low construction	High construction			
Housings, surface mounting side entry		<b>19 30 016 1251</b> <b>19 30 016 1291</b>		1 x 25 2 x 25		Blind way for one cable entry
side entry			19 30 016 0252 19 30 016 0291 19 30 016 0292	1 x 32 2 x 25 2 x 32		Blind way for one cable entry
side entry		with thermo-plastic cover 19 30 016 1256 with thermo-plastic cover <b>19 30 016 1296</b> with metal cover 19 30 016 2296		1 x 25 2 x 25 2 x 25		Blind way for one cable entry
side entry			with thermo-plastic cover 19 30 016 0297 with metal cover 19 30 016 7297	2 x 32 2 x 32		Blind way for one cable entry

Han Hoods Housings



Metal hoods/housings for industrial applications / 1 lever locking system


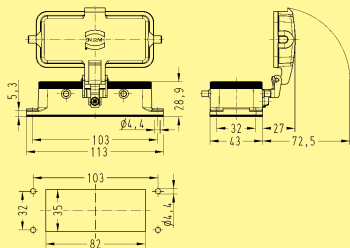

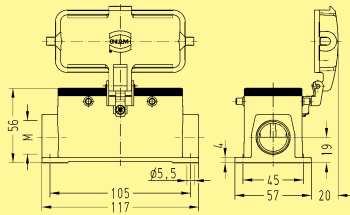

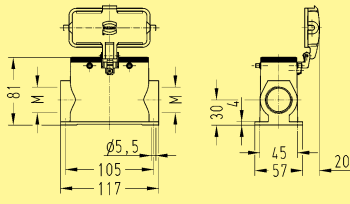
Identification	Part number		Cable entry metric	Drawing	Dimensions in mm
	Low construction	High construction			
Hoods, cable to cable top entry 	19 30 016 1751 19 30 016 1752		1 x 25 1 x 32		
top entry 		19 30 016 0757	1 x 32		

Metal hoods/housings for industrial applications / 2 lever locking system


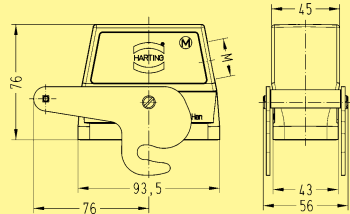

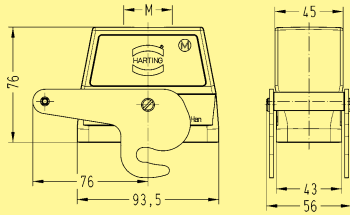
Identification	Part number		Cable entry metric	Drawing	Dimensions in mm
	Low construction	High construction			
Hoods side entry		<b>19 30 016 1531</b>	<b>1 x 25</b>		
Hoods top entry		19 30 016 1431 19 30 016 1432	<b>1 x 25</b> <b>1 x 32</b>		
Hoods flat cable entry Set of seals see chapter 95		09 30 016 4431			

Han Hoods  
Housings


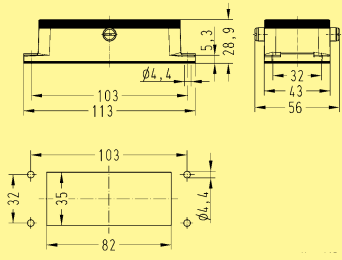

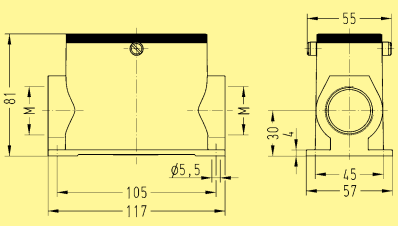
Metal hoods/housings for industrial applications / 2 lever locking system

Identification	Part number		Cable entry metric	Drawing	Dimensions in mm
	Low construction	High construction			
Housings, bulkhead mounting 		with thermo-plastic cover <b>09 30 016 0302</b> with metal cover 09 30 016 0317			Panel cut out
Housings, surface mounting side entry 		with thermo-plastic cover <b>19 30 016 1226</b> with thermo-plastic cover 19 30 016 1266	1 x 25  2 x 25		Blind way for one cable entry
side entry 		with thermo-plastic cover <b>19 30 016 0267</b>	2 x 32		Blind way for one cable entry


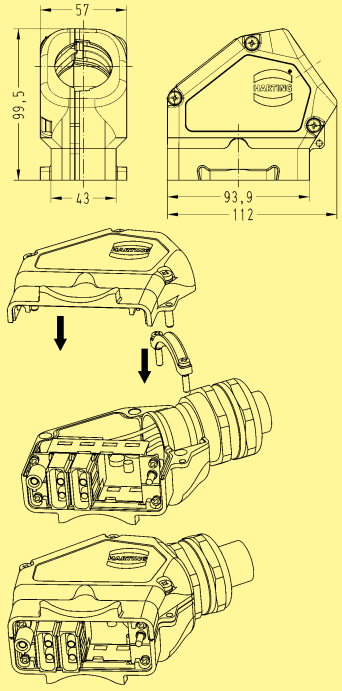

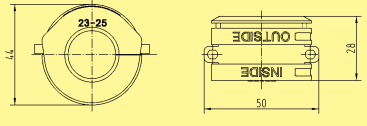


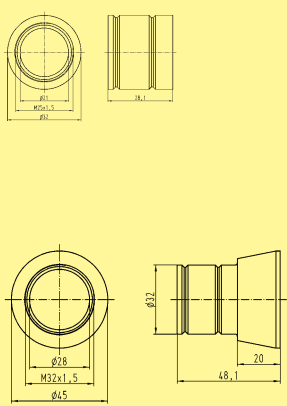
Metal hoods/housings for industrial applications / 1 central locking lever locking system

Identification	Part number	Cable entry metric	Drawing	Dimensions in mm
Hoods side entry 	19 30 016 0586 19 30 016 0587	1 x 25 1 x 32		
Hoods top entry 	19 30 016 0487	1 x 32		

Metal hoods/housings for industrial applications / 1 central locking lever locking system

Identification	Part number	Cable entry metric	Drawing	Dimensions in mm
Housings, bulkhead mounting 	09 30 016 0381		 <p>Panel cut out</p>	
Housings, surface mounting side entry 	19 30 016 0282	2 x 32		
Han Hoods Housings				

Metal hoods/housings for industrial applications / 2 lever locking system

Identification	Part number	Cable entry metric	Drawing	Dimensions in mm
<p>Han® Easy Hood</p> <p>side entry</p> 	11 30 016 0520			
<p>Cable seal</p> 	<p>20 ... 22 mm 11 30 000 9955</p> <p>23 ... 25 mm 11 30 000 9956</p> <p>26 ... 28 mm 11 30 000 9957</p> <p>29 ... 31 mm 11 30 000 9958</p> <p>32 ... 34 mm 11 30 000 9959</p>			
<p>Thread adaptor</p>  	<p>11 30 000 9961</p> <p>11 30 000 9962</p>	<p>1 x 25</p> <p>1 x 32</p>		

Han Hoods Housings

Hoods/Housings for higher environmental requirements / 2 lever locking system

Identification	Image	Part number		Cable entry metric	Drawing	Dimensions in mm
		Low construction	High construction			
Hoods side entry		<b>19 37 016 1521</b>		<b>1 x 25</b>		
side entry			<b>19 37 016 0527</b> <b>19 37 016 0528</b>	<b>1 x 32</b> <b>1 x 40</b>		
Hoods top entry		<b>19 37 016 1421</b>		<b>1 x 25</b>		
top entry			<b>19 37 016 0427</b>	<b>1 x 32</b>		
Protection covers		<b>metal</b> <b>09 37 016 5402</b>	<b>metal</b> <b>09 37 016 5402</b>			



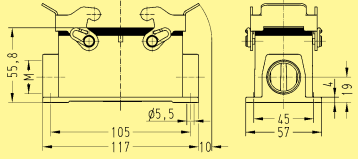
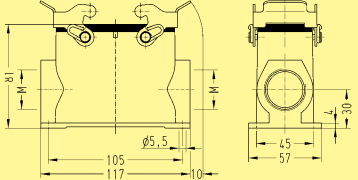
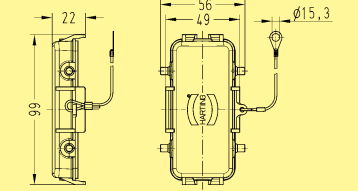

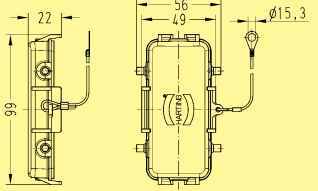
Hoods/Housings for higher environmental requirements / 2 lever locking system

Han Hoods  
Housings

Identification	Image	Part number		Cable entry metric	Drawing	Dimensions in mm
		Low construction	High construction			
Housings, bulkhead mounting		<b>09 37 016 0301</b>				


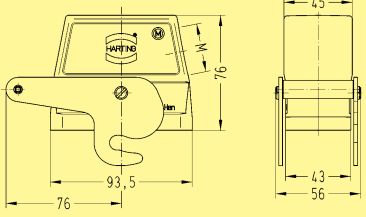

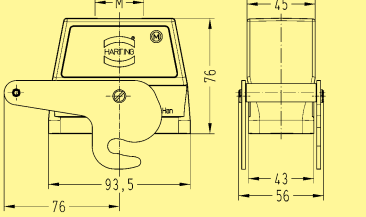
Panel cut out

Hoods/Housings for higher environmental requirements / 2 lever locking system


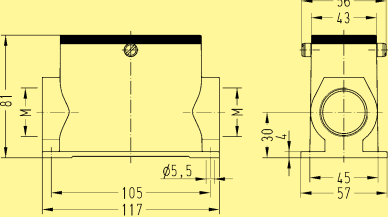
Identification	Part number		Cable entry metric	Drawing	Dimensions in mm
	Low construction	High construction			
Housings, surface mounting  side entry  side entry	  	19 37 016 1231	<b>1 x 25</b>		
		<b>19 37 016 0272</b> 19 37 016 0273	<b>2 x 32</b> <b>2 x 40</b>		
Protection covers		metal 09 37 016 5405	metal 09 37 016 5405		



Hoods/Housings for higher environmental requirements / 1 central locking lever locking system

Identification	Part number	Cable entry metric	Drawing	Dimensions in mm
Hoods side entry 	19 37 016 0587	1 x 32		
Hoods top entry 	19 37 016 0487	1 x 32		


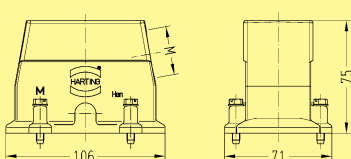

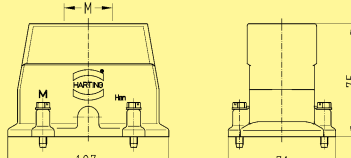
Hoods/Housings for higher environmental requirements / 1 central locking lever locking system

Identification	Part number	Cable entry metric	Drawing	Dimensions in mm
Housings, surface mounting side entry 	19 37 016 0282	2 x 32		


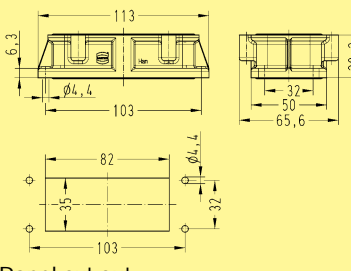
Han Hoods  
Housings



Hoods/Housings for higher EMC requirements / Screw locking system

Identification	Part number	Cable entry metric	Drawing	Dimensions in mm
Hoods side entry 	19 62 040 0542	1 x 32		
Hoods top entry 	19 62 040 0442	1 x 32		

Hoods/Housings for higher EMC requirements / Screw locking system

Identification	Part number	Cable entry metric	Drawing	Dimensions in mm
Housings, bulkhead mounting 	09 62 040 0301		 <p>Panel cut out</p>	

Han Hoods Housings

Hoods/Housings for higher EMC requirements / 2 lever locking system


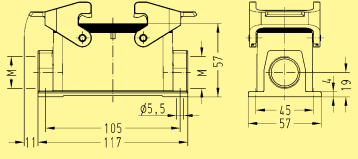

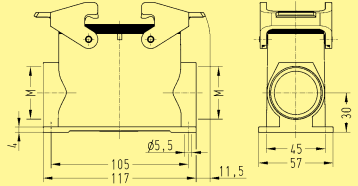
Identification	Part number		Cable entry metric	Drawing	Dimensions in mm
	Low construction	High construction			
Hoods side entry	<b>19 62 816 1521</b>		<b>1 x 20</b>		
side entry		<b>19 62 816 0527</b>	<b>1 x 32</b>		
Hoods top entry	<b>19 62 816 1421</b>		<b>1 x 25</b>		
top entry		<b>19 62 816 0427</b>	<b>1 x 32</b>		

Hoods/Housings for higher EMC requirements / 2 lever locking system

Identification	Part number		Cable entry metric	Drawing	Dimensions in mm
	Low construction	High construction			
Housings, bulkhead mounting	<b>09 62 816 0301</b>				


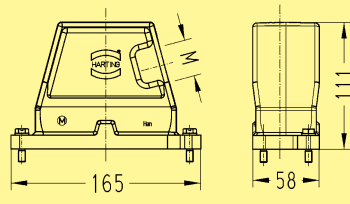

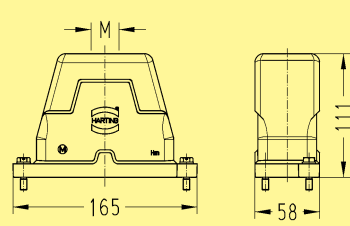

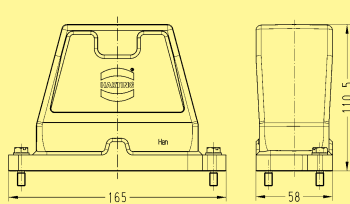
Han Hoods Housings

Hoods/Housings for higher EMC requirements / 2 lever locking system

Identification	Part number		Cable entry metric	Drawing	Dimensions in mm
	Low construction	High construction			
Housings, surface mounting side entry 	<b>19 62 816 1271</b>		<b>2 x 25</b>		
side entry 		<b>19 62 816 0273</b>	<b>2 x 40</b>		


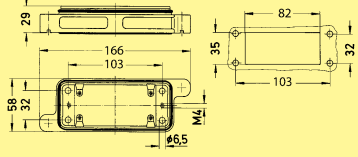

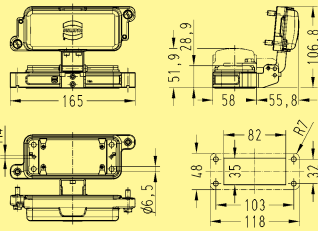

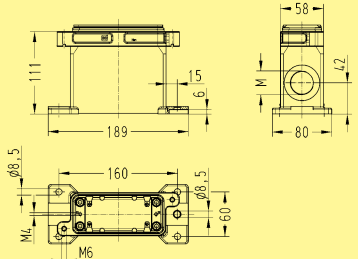

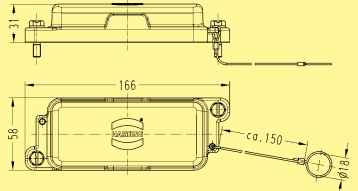

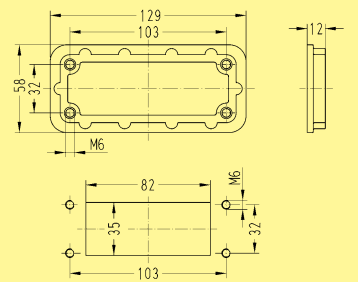


Hoods/Housings for harsh environmental requirements / Screw/toggle locking system

Identification	Image	Part number		Cable entry metric	Drawing	Dimensions in mm
		Toggle locking	screw			
Hoods side entry		19 40 016 0502	19 40 016 0511 <b>19 40 016 0512</b> <b>19 40 016 0513</b> 19 40 016 0514	1 x 32 1 x 25 1 x 32 1 x 40 1 x 50		111 58
Hoods top entry		19 40 016 0402	19 40 016 0411 19 40 016 0412 19 40 016 0413 19 40 016 0414 19 40 016 0431	1 x 32 1 x 25 1 x 32 1 x 40 1 x 50 2 x 25		111 58
Hoods without cable entry			09 40 016 0811	—		110,5 58

Han Hoods  
Housings

Hoods/Housings for harsh environmental requirements / Screw/toggle locking system

Identification	Part number		Cable entry metric	Drawing	Dimensions in mm
	Toggle locking	screw			
Housings, bulkhead mounting 	09 40 016 0301	<b>09 40 016 0311</b>		 <p>Panel cut out</p>	
Housings, bulkhead mounting 		with metal cover <b>09 40 016 0317</b>		 <p>Panel cut out</p>	
Housings, surface mounting side entry 		19 40 016 1261 19 40 016 1262 19 40 016 1263 19 40 016 1273 09 40 016 1201	1 x 25 1 x 32 1 x 40 2 x 40 -		
Protection covers 	metal 09 40 016 5401	metal <b>09 40 016 5411</b>			
Mounting frames 		09 40 000 9903 <sup>1)</sup>		 <p>Panel cut out</p>	

Han Hoods Housings

<sup>1)</sup> not applicable for using Han® HC 650


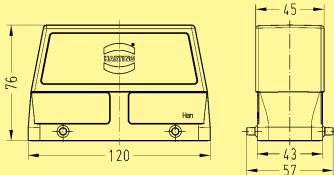

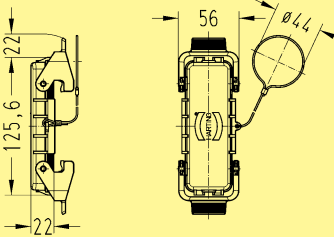

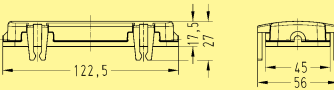
Stock items in bold type

Metal hoods/housings for industrial applications / 2 lever locking system

Identification	Part number	Cable entry	Drawing	Dimensions in mm				
					Low construction	High construction	metric	
Hoods side entry  side entry  angled entry	19 30 024 1521 19 30 024 1522	1 x 25 1 x 32						
					19 30 024 0527 19 30 024 0528	1 x 32 1 x 40		
Hoods top entry  top entry  top entry	19 30 024 1422	1 x 32						
					19 30 024 0427 19 30 024 0428	1 x 32 1 x 40		
Hoods side entry		19 30 024 0529	1 x 50					


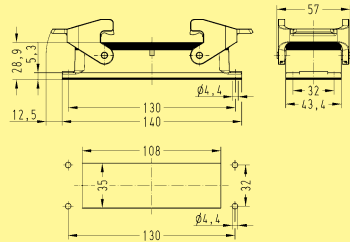

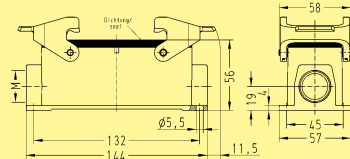

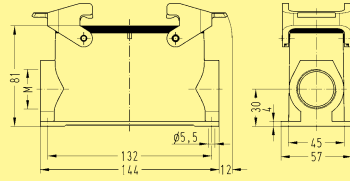

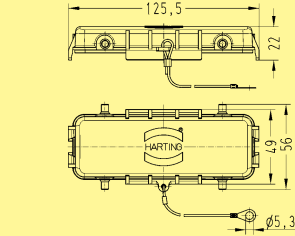

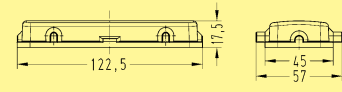
Han Hoods  
Housings

Metal hoods/housings for industrial applications / 2 lever locking system

Identification	Part number		Cable entry metric	Drawing	Dimensions in mm
	Low construction	High construction			
<p>Hoods</p> <p>without cable entry</p> 		09 30 024 0801	—		
<p>Protection covers</p> 	<p>metal</p> <p><b>09 30 024 5422</b></p>	<p>metal</p> <p><b>09 30 024 5422</b></p>			
<p>Dust protection cover</p> 	<p>plastic</p> <p><b>09 30 024 5401</b></p>	<p>plastic</p> <p><b>09 30 024 5401</b></p>			




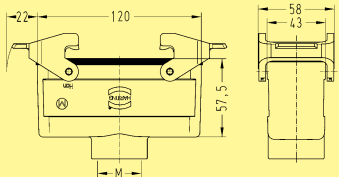

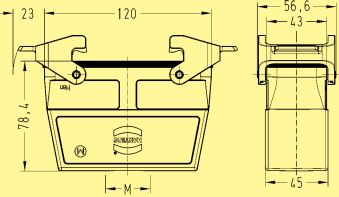

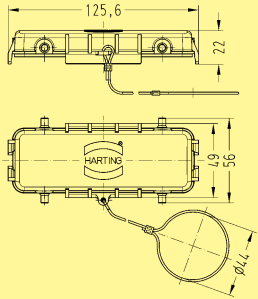
Metal hoods/housings for industrial applications / 2 lever locking system

Identification	Part number		Cable entry metric	Drawing	Dimensions in mm
	Low construction	High construction			
Housings, bulkhead mounting 	<b>09 30 024 0301</b>			 <p>Panel cut out</p>	
Housings, surface mounting side entry 	<b>19 30 024 1231</b> <b>19 30 024 1271</b>		<b>1 x 25</b> <b>2 x 25</b>	 <p>Blind way for one cable entry</p>	
side entry 		<b>19 30 024 0232</b> <b>19 30 024 0272</b> <b>19 30 024 0273</b>	<b>1 x 32</b> <b>2 x 32</b> <b>2 x 40</b>	 <p>Blind way for one cable entry</p>	
Protection covers 	metal <b>09 30 024 5425</b>	metal <b>09 30 024 5425</b>			
Protection covers 	plastic <b>09 30 024 5405</b>	plastic <b>09 30 024 5405</b>			


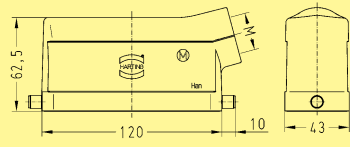

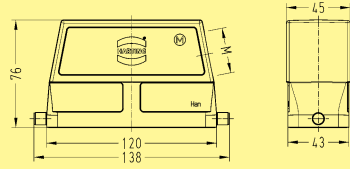

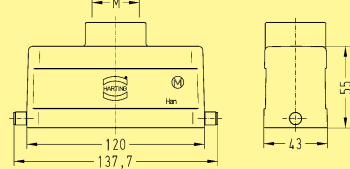

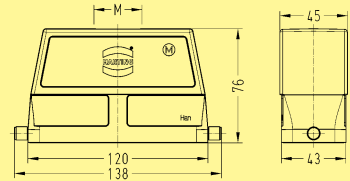

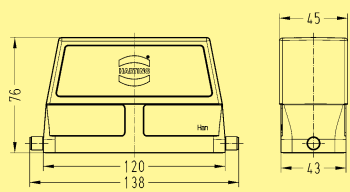

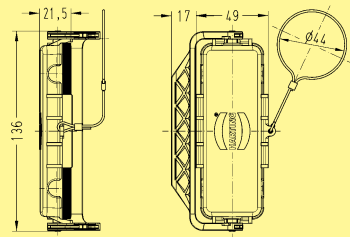
Han Hoods  
Housings



Metal hoods/housings for industrial applications / 2 lever locking system



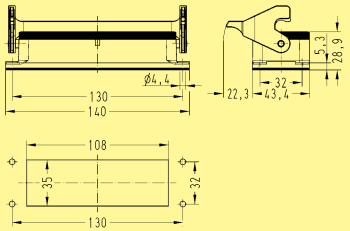
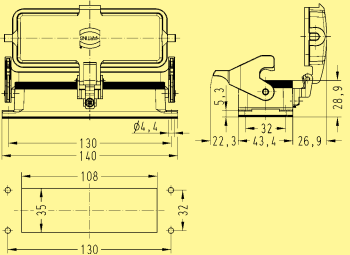
Identification	Part number		Cable entry metric	Drawing	Dimensions in mm
	Low construction	High construction			
Hoods, cable to cable top entry 	19 30 024 1732		1 x 32		
top entry 		19 30 024 0737 19 30 024 0738	1 x 32 1 x 40		
Protection covers 	metal 09 30 024 5426	metal 09 30 024 5426			

Metal hoods/housings for industrial applications / 1 lever locking system


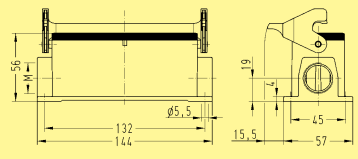

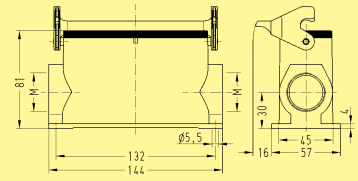

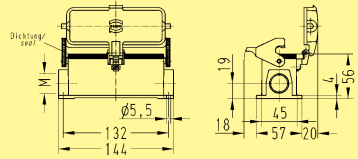

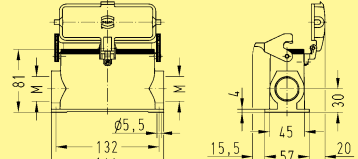
Identification	Part number		Cable entry metric	Drawing	Dimensions in mm
	Low construction	High construction			
Hoods side entry		<b>19 30 024 1541</b>	<b>1 x 25</b> <b>1 x 32</b>		
		<b>19 30 024 1542</b>			
side entry		<b>19 30 024 0547</b>	<b>1 x 32</b> <b>1 x 40</b>		
		<b>19 30 024 0548</b>			
Hoods top entry		<b>19 30 024 1442</b>	<b>1 x 32</b>		
top entry		<b>19 30 024 0447</b>	<b>1 x 32</b> <b>1 x 40</b>		
		<b>19 30 024 0448</b>			
Hoods without cable entry			<b>09 30 024 0803</b>	<b>—</b>	
Protection covers		<b>metal</b> <b>09 30 024 5432</b>	<b>metal</b> <b>09 30 024 5432</b>		

Han Hoods  
Housings

Metal hoods/housings for industrial applications / 1 lever locking system


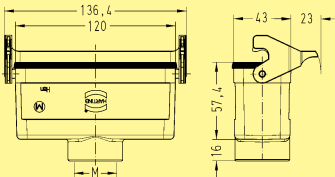

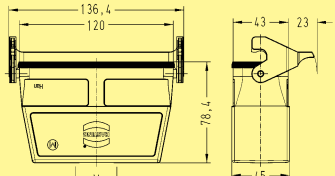

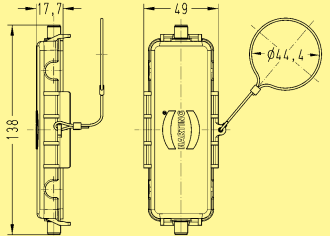
Identification	Part number		Cable entry metric	Drawing	Dimensions in mm
	Low construction	High construction			
Housings, bulkhead mounting    	<b>09 30 024 0307</b>			 <p>Panel cut out</p>  <p>Panel cut out</p>	

Metal hoods/housings for industrial applications / 1 lever locking system

Identification	Part number		Cable entry metric	Drawing	Dimensions in mm
	Low construction	High construction			
Housings, surface mounting side entry		<b>19 30 024 1251</b>	1 x 25 2 x 25		Blind way for one cable entry
		19 30 024 1291			
side entry			19 30 024 0292		Blind way for one cable entry
side entry		with thermo-plastic cover <b>19 30 024 1256</b>	1 x 25		Blind way for one cable entry
		with thermo-plastic cover <b>19 30 024 1296</b>	2 x 25		
		with metal cover 19 30 024 2296	2 x 25		
side entry			with thermo-plastic cover 19 30 024 0297 with metal cover 19 30 024 7297		Blind way for one cable entry

Han Hoods Housings

Metal hoods/housings for industrial applications / 1 lever locking system


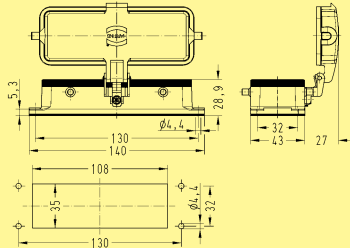

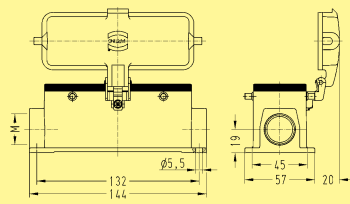

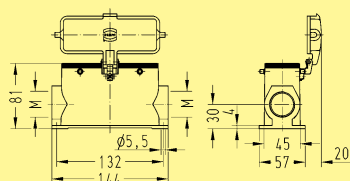
Identification	Part number		Cable entry metric	Drawing	Dimensions in mm
	Low construction	High construction			
Hoods, cable to cable top entry 	<b>19 30 024 1752</b>		<b>1 x 32</b>		
top entry 		<b>19 30 024 0757</b>	<b>1 x 32</b>		
Protection covers 	<b>metal 09 30 024 5436</b>	<b>metal 09 30 024 5436</b>			

Metal hoods/housings for industrial applications / 2 lever locking system

Identification	Part number		Cable entry metric	Drawing	Dimensions in mm
	Low construction	High construction			
Hoods side entry		<b>19 30 024 1531</b>	<b>1 x 25</b>		
Hoods top entry		<b>19 30 024 1432</b>	<b>1 x 32</b>		
Protection covers		<b>metal</b> <b>09 30 024 5442</b>	<b>metal</b> <b>09 30 024 5442</b>		


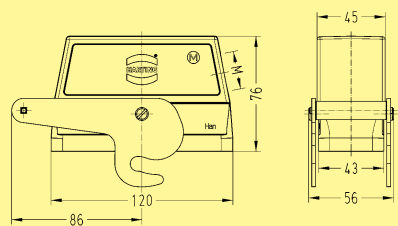

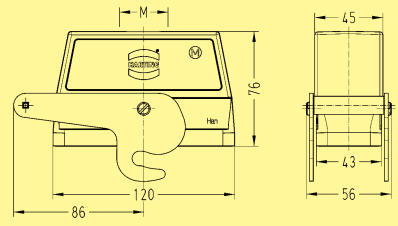
Han Hoods  
Housings

Metal hoods/housings for industrial applications / 2 lever locking system


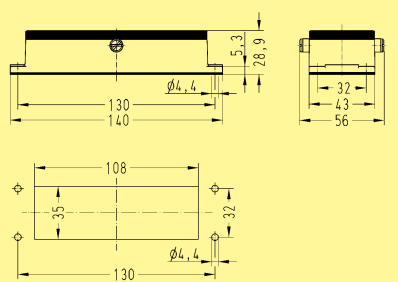

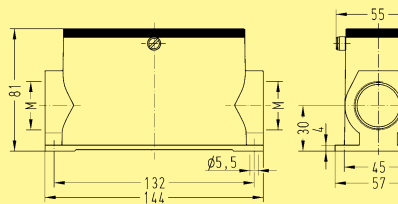
Identification	Part number		Cable entry metric	Drawing	Dimensions in mm
	Low construction	High construction			
Housings, bulkhead mounting 	with thermo-plastic cover <b>09 30 024 0302</b> with metal cover 09 30 024 0317				Panel cut out
Housings, surface mounting side entry 	with thermo-plastic cover 19 30 024 1226 with thermo-plastic cover 19 30 024 1266		1 x 25  2 x 25		Blind way for one cable entry
side entry 		with thermo-plastic cover 19 30 024 0267	2 x 32		Blind way for one cable entry

Han Hoods  
Housings

Metal hoods/housings for industrial applications / 1 central locking lever locking system


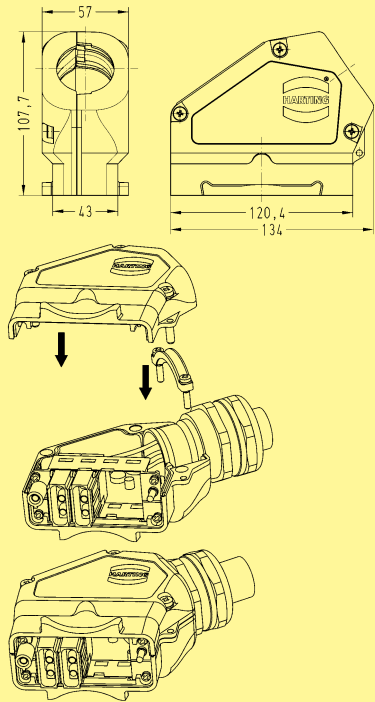

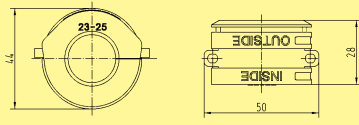


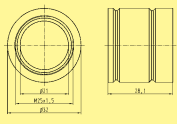
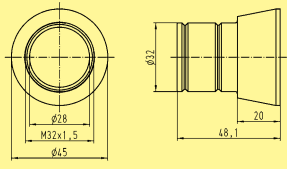
Identification	Part number	Cable entry metric	Drawing	Dimensions in mm
Hoods side entry 	19 30 024 0586 <b>19 30 024 0587</b> 19 30 024 0588	1 x 25 1 x 32 1 x 40		
Hoods top entry 	19 30 024 0487	1 x 32		

Metal hoods/housings for industrial applications / 1 central locking lever locking system

Identification	Part number	Cable entry metric	Drawing	Dimensions in mm
Housings, bulkhead mounting 	<b>09 30 024 0381</b>		 <p>Panel cut out</p>	
Housings, surface mounting side entry 	19 30 024 0282	2 x 32		
Han Hoods Housings				



Metal hoods/housings for industrial applications / 2 lever locking system

Identification	Part number	Cable entry metric	Drawing	Dimensions in mm
<p>Han® Easy Hood</p> <p>side entry</p> 	<p>11 30 024 0520</p>			
<p>Cable seal</p> 	<p>20 ... 22 mm 11 30 000 9955</p> <p>23 ... 25 mm 11 30 000 9956</p> <p>26 ... 28 mm 11 30 000 9957</p> <p>29 ... 31 mm 11 30 000 9958</p> <p>32 ... 34 mm 11 30 000 9959</p>			
<p>Thread adaptor</p>  	<p>11 30 000 9961</p> <p>11 30 000 9962</p>	<p>1 x 25</p> <p>1 x 32</p>	 	

Han Hoods Housings

Hoods/Housings for higher environmental requirements / 2 lever locking system

Identification	Part number		Cable entry metric	Drawing	Dimensions in mm
	Low construction	High construction			
Hoods side entry	19 37 024 1521		1 x 25		
side entry		19 37 024 0527 19 37 024 0528	1 x 32 1 x 40		
Hoods top entry	19 37 024 1421		1 x 25		
top entry		19 37 024 0427 19 37 024 0428	1 x 32 1 x 40		
Protection covers	metal 09 37 024 5402	metal 09 37 024 5402			

Han Hoods  
Housings

Hoods/Housings for higher environmental requirements / 2 lever locking system


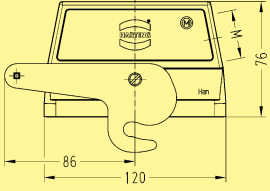
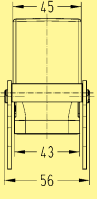

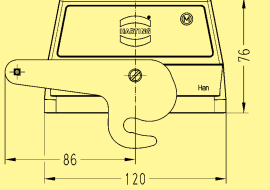
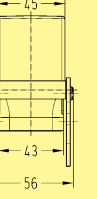
Identification	Part number		Cable entry metric	Drawing	Dimensions in mm
	Low construction	High construction			
Housings, bulkhead mounting	09 37 024 0301				

Panel cut out


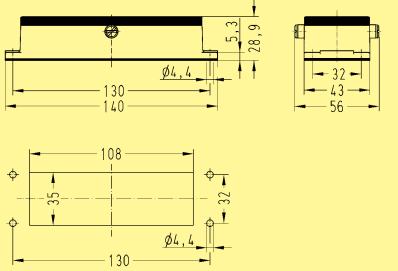
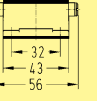

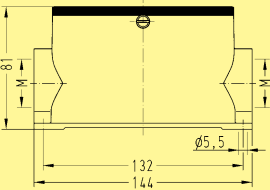
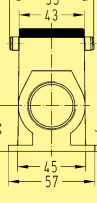
Stock items in bold type



Hoods/Housings for higher environmental requirements / 1 central locking lever locking system


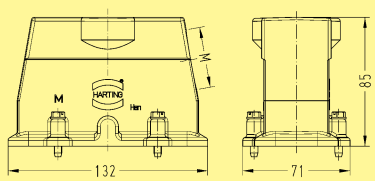

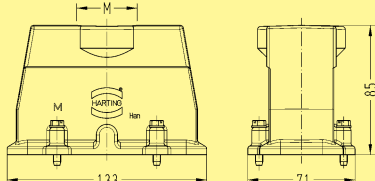
Identification	Part number	Cable entry metric	Drawing	Dimensions in mm
Hoods side entry 	19 37 024 0587	1 x 32		
Hoods top entry 	19 37 024 0487	1 x 32		

Hoods/Housings for higher environmental requirements / 1 central locking lever locking system


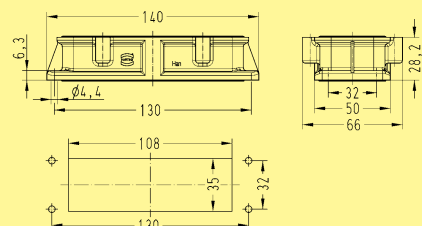
Identification	Part number	Cable entry metric	Drawing	Dimensions in mm
Housings, bulkhead mounting 	09 37 024 0381		 Panel cut out	
Housings, surface mounting side entry 	19 37 024 0282	2 x 32		

Han Hoods  
Housings

Hoods/Housings for higher EMC requirements / Screw locking system


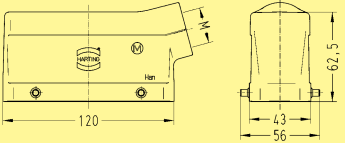

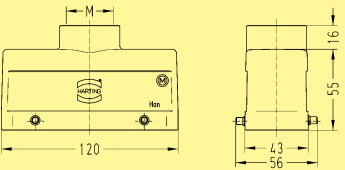

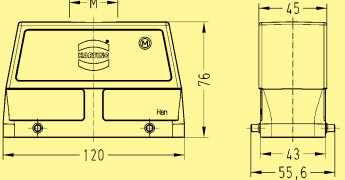
Identification	Part number	Cable entry metric	Drawing	Dimensions in mm
Hoods side entry 	19 62 064 0543	1 x 40		
Hoods top entry 	19 62 064 0443	1 x 40		

Hoods/Housings for higher EMC requirements / Screw locking system


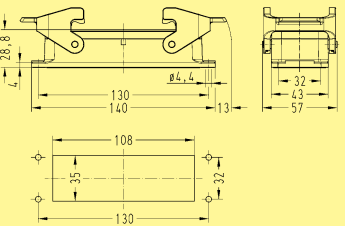

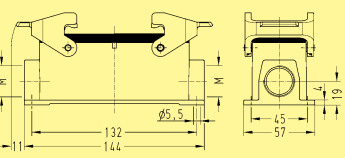

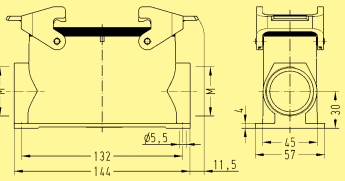
Identification	Part number	Cable entry metric	Drawing	Dimensions in mm
Housings, bulkhead mounting 	09 62 064 0301		 <p>Panel cut out</p>	



Hoods/Housings for higher EMC requirements / 2 lever locking system


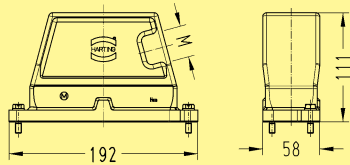

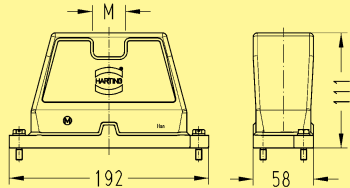

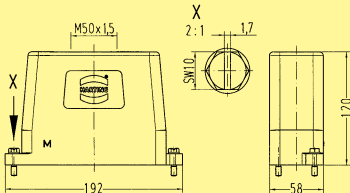

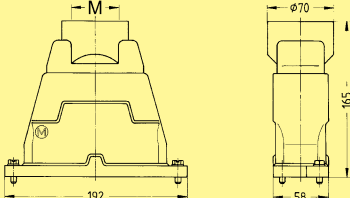

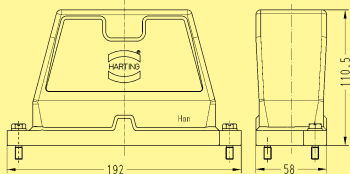
Identification	Part number	Cable entry	Drawing	Dimensions in mm
Hoods side entry 	19 62 824 1521 19 62 824 0527 19 62 824 0528	1 x 25 1 x 32 1 x 40		62,5 43 56 120
Hoods top entry 	19 62 824 1422	1 x 32		16 55 43 56 120
Hoods top entry 	19 62 824 0427	1 x 32		45 76 43 55,6 120

Hoods/Housings for higher EMC requirements / 2 lever locking system

Identification	Part number	Cable entry	Drawing	Dimensions in mm
Housings, bulkhead mounting 	09 62 824 0301			28,8 130 140 13 108 35 130 32 32 32 43 57
Housings, surface mounting side entry 	19 62 824 1271	2 x 25		11 132 144 11 11 45 57 19
Housings, surface mounting side entry 	19 62 824 0273	2 x 40		11,5 132 144 11,5 45 57 30

Panel cut out


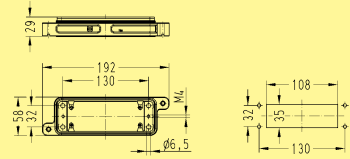

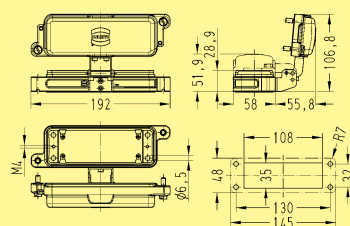

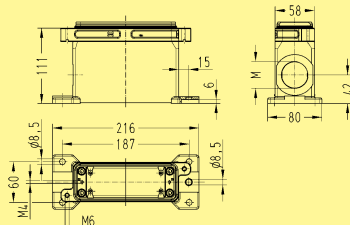

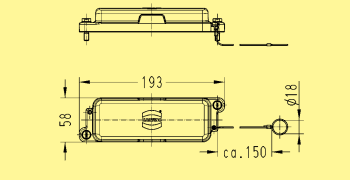

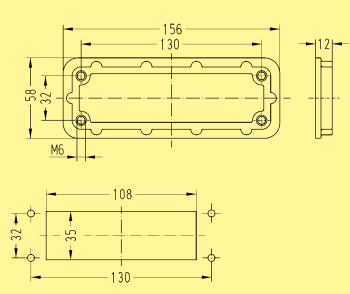
## Hoods/Housings for harsh environmental requirements / Screw/toggle locking system

Identification	Part number		Cable entry metric	Drawing	Dimensions in mm
	Toggle locking	screw			
Hoods side entry 	19 40 024 0503	<b>19 40 024 0512</b> <b>19 40 024 0513</b> 19 40 024 0514 19 40 024 0537	1 x 40 1 x 32 1 x 40 1 x 50 2 x 32		
Hoods top entry 	19 40 024 0402	19 40 024 0412 <b>19 40 024 0413</b> 19 40 024 0414 19 40 024 0431 19 40 024 0432 <b>19 40 024 0433</b> 19 40 024 0461	1 x 32 1 x 32 1 x 40 1 x 50 2 x 25 2 x 32 2 x 40 3 x 25		
top entry 		19 40 024 0419 19 40 024 0467 19 40 024 0477	1 x 50 3 x 32 4 x 25		
top entry 	19 40 024 0410	19 40 024 0420	1 x 63 1 x 63		
Hoods without cable entry 		09 40 024 0811	—		

Han Hoods Housings



Hoods/Housings for harsh environmental requirements / Screw/toggle locking system


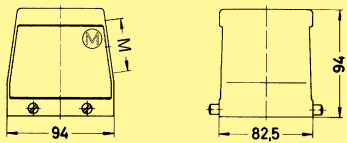

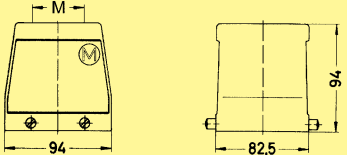
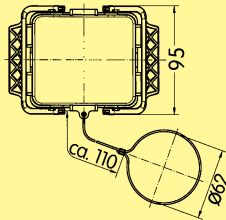
Identification	Part number		Cable entry metric	Drawing	Dimensions in mm
	Toggle locking	screw			
Housings, bulkhead mounting 	09 40 024 0301	<b>09 40 024 0311</b>		 <p>Panel cut out</p>	
Housings, bulkhead mounting 		with metal cover <b>09 40 024 0317</b>		 <p>Panel cut out</p>	
Housings, surface mounting side entry 		19 40 024 1263 19 40 024 1273	1 x 40 2 x 40		
Protection covers 	metal 09 40 024 5401	metal <b>09 40 024 5411</b>			
Mounting frames 		<b>09 40 000 9904<sup>1)</sup></b>		 <p>Panel cut out</p>	

Han Hoods Housings


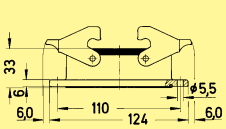
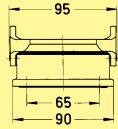

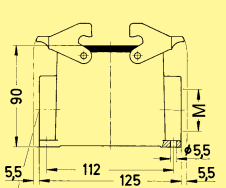
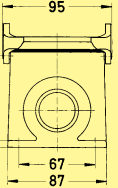
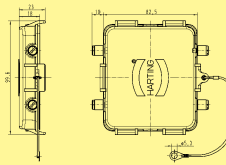
<sup>1)</sup> not applicable for using Han® HC 650



Metal hoods/housings for industrial applications / 2 lever locking system

Identification	Part number	Cable entry metric	Drawing	Dimensions in mm
Hoods side entry 	19 30 032 0527 19 30 032 0528 19 30 032 0529	1 x 32 1 x 40 1 x 50		
Hoods top entry 	19 30 032 0427 19 30 032 0428 19 30 032 0429	1 x 32 1 x 40 1 x 50		
Protection covers metal 09 30 032 5420				


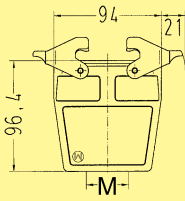
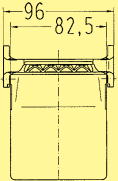
Metal hoods/housings for industrial applications / 2 lever locking system

Identification	Part number	Cable entry metric	Drawing	Dimensions in mm
Housings, bulkhead mounting 	09 30 032 0301			
Housings, surface mounting side entry 	19 30 032 0232 19 30 032 0272 19 30 032 0273	1 x 32 2 x 32 2 x 40		
Protection covers metal 09 30 032 5425				

Han Hoods Housings

\* usable for two inserts of size 16 B  
Stock items in bold type

Metal hoods/housings for industrial applications / 2 lever locking system

Identification	Part number	Cable entry metric	Drawing	Dimensions in mm
<p>Hoods, cable to cable</p> <p>top entry</p> 	<p>19 30 032 0738</p>	<p>1 x 40</p>		

Han Hoods  
Housings

\* usable for two inserts of size 16 B  
Stock items in bold type

Metal hoods/housings for industrial applications / 1 lever locking system

Identification		Part number	Cable entry metric	Drawing	Dimensions in mm
Hoods side entry		<b>19 30 048 0548</b> 19 30 048 0549	<b>1 x 40</b> 1 x 50		
Hoods top entry		19 30 048 0448 19 30 048 0449	1 x 40 1 x 50		


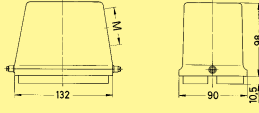

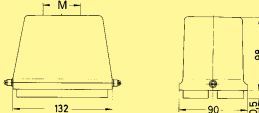

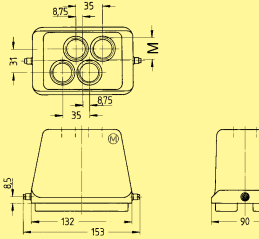
Metal hoods/housings for industrial applications / 1 lever locking system

Identification		Part number	Cable entry metric	Drawing	Dimensions in mm
Housings, bulkhead mounting		with thermo- plastic cover <b>09 30 048 0301</b> with metal cover <b>09 30 048 0317</b>			
Housings, surface mounting side entry		19 30 048 0292 19 30 048 0293	<b>2 x 32</b> <b>2 x 40</b>		Blind way
side entry		with thermo- plastic cover <b>19 30 048 0298</b>	<b>2 x 40</b>		Blind way


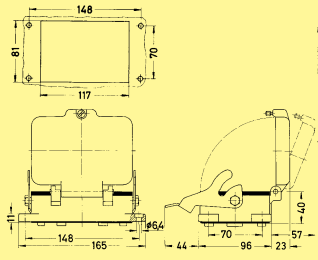
Han Hoods  
Housings

\* usable for two inserts of size 24 B  
Stock items in bold type

Hoods/Housings for higher environmental requirements / 1 lever locking system

Identification	Part number	Cable entry metric	Drawing	Dimensions in mm
Hoods side entry 	19 37 048 0548	1 x 40		
Hoods top entry 	19 37 048 0448 19 37 048 0449	1 x 40 1 x 50		
Hoods top entry 	19 37 048 0401	4 x 25		

Hoods/Housings for higher environmental requirements / 1 lever locking system

Identification	Part number	Cable entry metric	Drawing	Dimensions in mm
Housings, bulkhead mounting 	09 37 048 0301			
Han Hoods Housings				

\* usable for two inserts of size 24 B  
Stock items in bold type