

OTi DALI 30/220...240/700 NFC I

OPTOTRONIC Intelligent – DALI NFC I | Compact constant current LED driver – Dimmable



Product family features

- Supply voltage: 220...240 V
- Line frequency: 0 Hz, 50...60 Hz
- Line voltage: 198...264 V
- According to EN 61347-1, 61347-2-13, 62384
- RI suppression: to EN 55015/CISPR 15
- Immunity according to EN 61547
- Type of protection: IP20
- Integrated cable clamp for luminaire and independent installation

Product family benefits

- Versatile DALI window driver due to flexible output characteristic
- Locking and unlocking of luminaire/driver data
- Easy and fast output current setting via NFC
- Very high efficiency
- High-quality dimming of 1...100 % by amplitude dimming
- DALI-2 certified incl. Parts 251, 252, 253

Areas of application

- Suitable for downlights, spotlights and LED panels
- Suitable for use in luminaires with flexible current setting
- Installation in emergency lighting systems according to IEC 61347-2-13, appendix J
- Suitable for indoor SELV installations
- Suitable for luminaires of protection classes I and II



Technical data

Electrical data

Nominal input voltage	220...240 V
Mains frequency	0,50,60 Hz
Input voltage AC	198...264 V ¹⁾
Input voltage DC	176...276 V
Total harmonic distortion	< 10 % ²⁾
Power factor λ	≥ 0.95
Inrush current	< 20 A ³⁾
Max. ECG no. on circuit breaker 10 A (B)	20
Max. ECG no. on circuit breaker 16 A (B)	30
Surge capability (L/N-Ground)	2 kV
Surge capability (L-N)	1 kV
Nominal output voltage	20...50 V ⁴⁾
U-OUT (working voltage)	60 V
Nominal output current	350...700 mA ⁵⁾
Default output current	500 mA
Output current tolerance	$\pm 5 \%$
Output ripple current (100 Hz)	< 5 % ⁶⁾
Output PSTLM	≤ 1
Output SVM	≤ 0.4
Nominal output power	30 W ⁷⁾
Galvanic isolation	SELV
Current set	DALI / NFC

¹⁾ Permitted voltage range

²⁾ At full load, 220...240 V, 50 Hz / see graphs

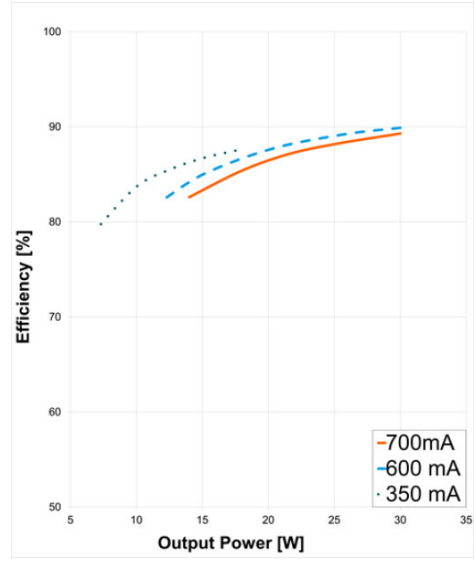
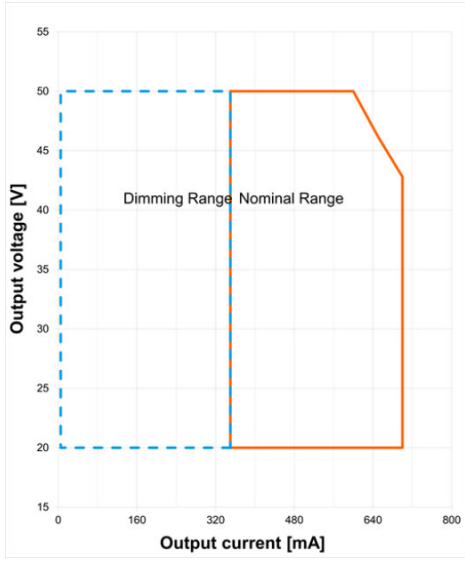
³⁾ $t_{\text{width}} = 200 \mu\text{s}$ (measured at 50 % I_{peak})

⁴⁾ Maximum 60 V

⁵⁾ $\pm 5\%$

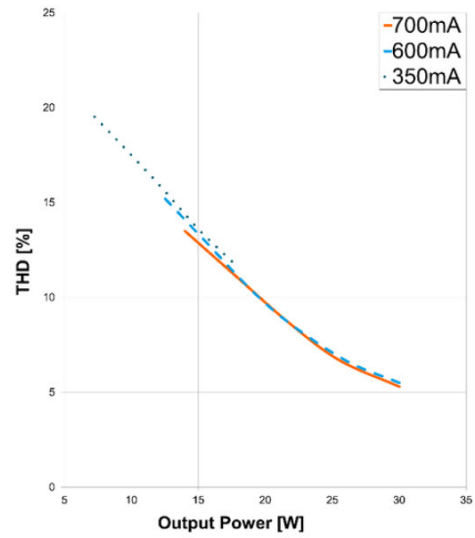
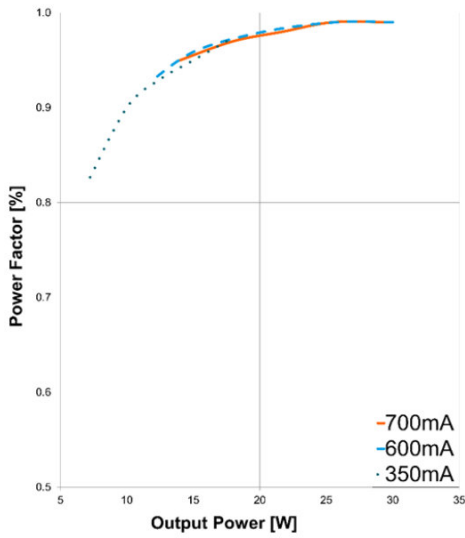
⁶⁾ Ripple average at 100 Hz

⁷⁾ Partial load 10...30 W



OTI QBM DALI 30 Operating Window

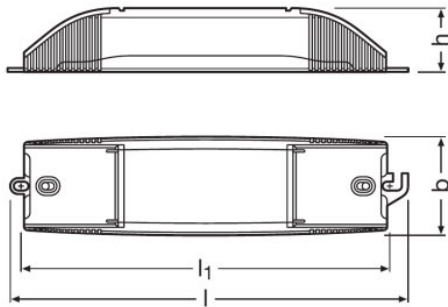
OTI QBM DALI 30 Typical Efficiency vs. Load



OTI QBM DALI 30 Typical Power Factor vs. Load

OTI QBM DALI 30 Typical THD Vs Load

Dimensions & weight



Mounting hole spacing, length	186.5 mm
Product weight	160.00 g
Cable cross-section, input side	0.2...2.5 mm ² ¹⁾
Cable cross-section, output side	0.2...1.5 mm ² ¹⁾
Wire preparation length, input side	7...8 mm
Wire preparation length, output side	8.0...9.0 mm
Length	204.0 mm
Width	50.0 mm
Height	32.0 mm

¹⁾ Solid or flexible leads

Colors & materials

Casing material	Plastic
-----------------	---------

Temperatures & operating conditions

Ambient temperature range	-20...+50 °C
Maximum temperature at tc test point	80 °C ¹⁾
Max.housing temperature in case of fault	110 °C
Temperature range at storage	-25...85 °C
Permitted rel. humidity during operation	5...85 % ²⁾

¹⁾ Maximum at the T_c-point

²⁾ Maximum 56 days/year at 85 %

Lifespan

ECG lifetime	50000 / 100000 h ¹⁾
--------------	--------------------------------

¹⁾ T_c = 80°C, 0.2% / 1,000 h failure rate / T_c = 70°C, 0.1% / 1,000 h failure rate

Capabilities

Product datasheet

Dimmable	Yes
Dimming interface	DALI-2
Dimming range	1...100 % ¹⁾
Dimming method	Amplitude Modulation
Overheating protection	Automatic reversible
Overload protection	Automatic reversible
Short-circuit protection	Automatic reversible
No-load proof	Yes
Max. cable length to lamp/LED module	2.0 m
Suitable for fixtures with prot. class	I / II
Type of connection, input side	Screw terminal
Type of connection, output side	Push terminal
Constant lumen function	Programmable
Programming interface	DALI, NFC
Number of channels	1
DALI-2 Energy Data	Yes ²⁾
DALI-2 Diagnostic Data	Yes ³⁾

¹⁾ For maximum nominal output current

²⁾ Acc. DALI part 252

³⁾ Acc. DALI part 253

Programming

Box programming	Yes
Tuner4TRONIC	Yes
Tuner4TRONIC Field App	Yes
Programming device	DALI / NFC

Programmable features

Constant Lumen	Yes
Lamp Operating Time	Yes
Driver Guard	Yes
DALI Settings	Yes
Emergency Mode	Yes
DALI-2 Luminaire Data	Yes ¹⁾
Configuration Lock	Yes
Soft Switch Off	Yes
Dim to Dark	Yes
OEM Key	No

¹⁾ Acc. DALI part 251

Product datasheet









Certificates & standards

Approval marks – approval	CE / EL / DALI-2 / EAC
Standards	Acc. to EN 61347-1/Acc. to EN 61347-2-13/Acc. to EN 55015/Acc. to EN 61547/Acc. to EN 61000-3-2/Acc. to EN 62384/Acc. to EN 62386/Acc. to IEC 62386-101:Ed2/Acc. to IEC 62386-102:Ed2/Acc. to IEC 62386-207:Ed1
Protection class	II
Type of protection	IP20

Logistical data

Commodity code	850440829000
----------------	--------------

Download Data

File	
	User instruction OPTOTRONIC LED Power Supply
	Certificates OT ENEC 40038447 210721
	Certificates OT EMC 40044675 250621
	Declarations of conformity OTI DALI NFC S I CE 4169161 240221
	Declarations of conformity OTi DALI NFC S I UK DoC 4281113 240221
	CAD data 3-dim PTi 20 I CAD3PDF
	CAD data 3-dim PTi 20 I IGS
	CAD data 3-dim PTi 20 I STEP
	CAD data PDF PTi 20 I CAD2PDF

Product datasheet

Ecodesign regulation information:

Intended for use with LED modules.

The forward voltage of the LED light source shall be within the defined operating window of the control gear in all operating conditions including dimming if applicable.

Separate control gear and light sources must be disposed of at certified disposal companies in accordance with Directive 2012/19/EU (WEEE) in the EU and with Waste Electrical and Electronic Equipment (WEEE) Regulations 2013 in the UK. For this purpose, collection points for recycling centres and take-back systems (CRSO) are available from retailers or private disposal companies, which accept separate control gear and light sources free of charge. In this way, raw materials are conserved and materials are recycled.

Logistical Data

Product code	Product description	Packaging unit (Pieces/Unit)	Dimensions (length x width x height)	Volume	Gross weight
4062172114981	OTi DALI 30/220...240/700 NFC I	Shipping carton box 20	428 mm x 173 mm x 121 mm	8.96 dm ³	3467.00 g

The mentioned product code describes the smallest quantity unit which can be ordered. One shipping unit can contain one or more single products. When placing an order, for the quantity please enter single or multiples of a shipping unit.

Data privacy

This OSRAM driver can be configured using the Tuner4TRONIC software. This requires registering on www.myosram.com and downloading the Tuner4TRONIC software from the Internet. The Tuner4TRONIC software enables users to access and view the operational data of a luminaire or driver via the corresponding programming interfaces. A password key (Config Lock) must be set up in the driver via the Tuner4TRONIC software in order to control which users can access and view operational data. Follow the instructions for password setup. To grant an external person or company rights to access or view operational data, you can assign password keys. In this case, however, you are responsible for ensuring that the third party concerned takes notice of the information described here. However, OSRAM can read out operating data from devices for maintenance and service purposes even when a password key has been assigned. In individual cases, OSRAM will also use its access rights in order to optimize or improve driver hardware and driver functions. In accordance with data privacy principles, any user of operating data (luminaire manufacturers, third parties with access rights) must ensure that personal data (e.g. name, address, location IDs) are only merged with the prior written consent of the person (end user) concerned. The respective user of the operating data is responsible for providing evidence of consent.

Disclaimer

Subject to change without notice. Errors and omission excepted. Always make sure to use the most recent release.