

ILLUMINATED PUSHBUTTON, 16MM, ROUND, PLASTIC, RED, BUTTON, RAISED, 1NC, LAMPHOLDER W2 X 4.6D, WITH INCANDESCENT LAMP 24V

Design of the product	Complete unit round
-----------------------	---------------------

Enclosure:

Number of control points	1
--------------------------	---

Actuator:

Design of the operating mechanism	Illuminated pushbutton
Manner of function of the actuating element	Momentary contact type
Product expansion optional Light source	Yes
Color <ul style="list-style-type: none"> • of the actuating element 	Red
Material of the actuating element	plastic
Shape of the actuating element	Raised pushbutton
Type of unlocking device	without
Number of switching positions	2

Front ring:

Product component front ring	Yes
Design of the front ring	Standard
Material of the front ring	plastic
Color of the front ring	black

Holder:

Material of the holder	Plastic
------------------------	---------

Contact block/ lampholder:

Mounting type	W2 x 4.6d with lamp
Number of lampholders	1
Number of switching elements	1

General technical data:

Product function <ul style="list-style-type: none"> • positive opening • EMERGENCY STOP function 	Yes No
Product component <ul style="list-style-type: none"> • Light source 	Yes
Type of voltage <ul style="list-style-type: none"> • of the operating voltage 	AC/DC

Vibration resistance • acc. to IEC 60068-2-6		20 ... 200 Hz: 5g
Operating frequency maximum	1/h	1 000
Mechanical service life (switching cycles) • typical		3 000 000
Protection class IP		IP65
Equipment marking • acc. to DIN 40719 extended according to IEC 204-2 acc. to IEC 750 • acc. to DIN EN 61346-2 • acc. to DIN EN 81346-2		S S S
Operating voltage • Rated value	V	5 ... 60

Supply voltage:

Type of voltage of the supply voltage • of the light source		AC/DC
Supply voltage 1 of the light source with AC • at 50 Hz Rated value • at 60 Hz Rated value	V V	24 24
Supply voltage 1 of the light source for DC • Rated value	V	24

Auxiliary circuit:

Number of NC contacts • for auxiliary contacts		1
Number of NO contacts • for auxiliary contacts		0
Number of CO contacts • for auxiliary contacts		0
Operating current at AC-12 • at 60 V Rated value • at 110 V Rated value • at 24 V Rated value • at 230 V Rated value	A A A A	10 10 10 10
Operating current at AC-15 • at 230 V Rated value	A	4
Operating current • at DC-12 — at 60 V Rated value — at 110 V Rated value • at DC-13 — at 24 V Rated value	A A A A	5 2.5 3

- at 60 V Rated value
- at 110 V Rated value

A	1.2
A	0.7

Connections/ Terminals:

Type of electrical connection	tab terminals
-------------------------------	---------------




Ambient conditions:

Ambient temperature		
• during operation	°C	-25 ... +60
• during storage	°C	-40 ... +80

Installation/ mounting/ dimensions:

Mounting type		front mounting
Shape of the installation opening		round
Mounting diameter	mm	16

Certificates/ approvals:

General Product Approval	Declaration of Conformity	Test Certificates	other
 CCC		 EG-Konf.	Special Test Certificate other Confirmation

other

[Environmental Confirmations](#)

Further information

Information- and Downloadcenter (Catalogs, Brochures,...)

<http://www.siemens.com/industrial-controls/catalogs>

Industry Mall (Online ordering system)

<http://www.siemens.com/industrymall>

Cax online generator

<http://support.automation.siemens.com/WW/CAXorder/default.aspx?lang=en&mlfb=3SB22270LC01>

Service&Support (Manuals, Certificates, Characteristics, FAQs,...)

<http://support.automation.siemens.com/WW/view/en/3SB22270LC01/all>

Image database (product images, 2D dimension drawings, 3D models, device circuit diagrams, EPLAN macros, ...)

http://www.automation.siemens.com/bilddb/cax_de.aspx?mlfb=3SB22270LC01&lang=en

last modified:

09.03.2015