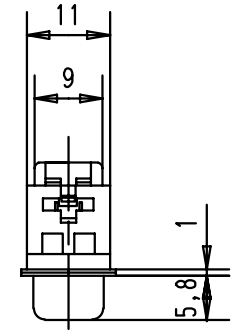
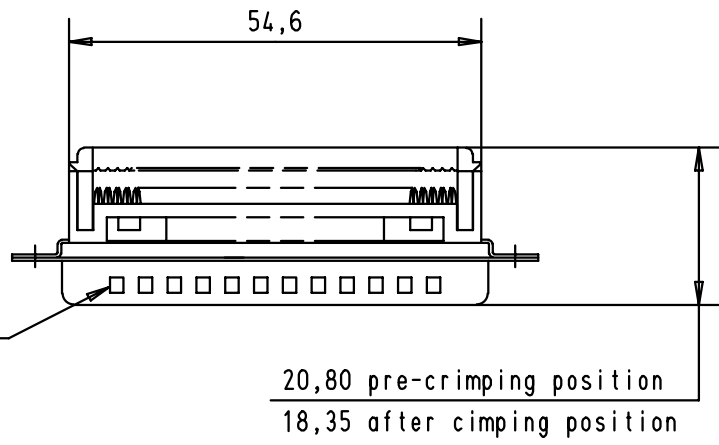
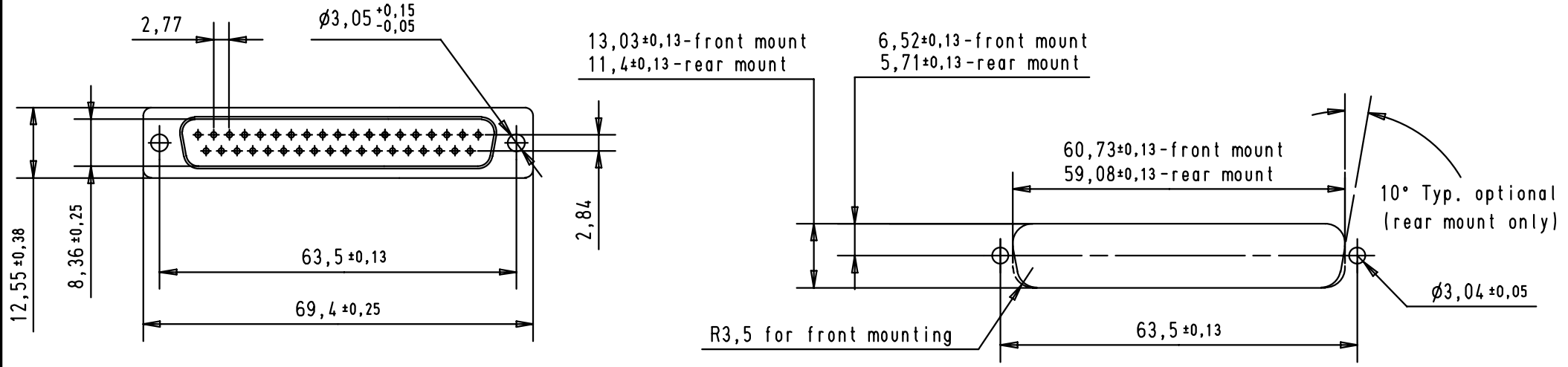


5 4 3 2 1

RECOMMENDED PANEL CUTOUT DIMENSIONS



1.27 mm pitch flat cable stranded, wire sizes : AWG 26 to 28

A	09 66 428 7700	37	3							 All Dim. in mm Orig. Size DIN A 4	D-Sub male connector Insulation displacement termination through holes fixing	Maßstab/ Scale 1 : 1	
	09 66 428 6700	37	2				Detail.	03-JUL-01	SH				
	09 66 428 5700	37	0.76 µm Au				Insp.						
					29771	16-APR-02	CV	Stand.					
					29756	19-MAR-02	CV						
	part number	No of contact	performance level										
				29692	03-JUL-01	SH							
				Mod.	Dat.	Name	HARTING ELEKTRONIK F-95972 Paris				TB 0966 428 x700 Sub.	Blatt/ Page 1 /	