

## OT FIT 30/220...240/700 CS PC

OPTOTRONIC Phase-cut OT FIT | Compact constant current LED driver – Dimmable



### Product family features

- Cable clamp housing for independent mounting
- Dimmable on the leading edge and trailing edge
- Housing for independent installation

### Product family benefits

- Compatible with the most common leading-edge and trailing-edge phase dimmers
- Flexible current setting (DIPswitch – 2 to 4 currents)
- Flicker-free dimming
- Higher quality of light thanks to < 5% output ripple current

## Product datasheet

---

### Areas of application

- Decorative illumination
- Downlights, flat luminaires
- Hospitality
- Living areas
- Museums, residential buildings
- Offices
- Shop lighting
- Suitable for indoor SELV installations
- Suitable for luminaires of protection class I and II

## Technical data

### Electrical data

Nominal input voltage	220...240 V
Mains frequency	50...60 Hz
Input voltage AC	198...264 V <sup>1)</sup>
Total harmonic distortion	< 20 % <sup>2)</sup>
Power factor $\lambda$	> 0.90 <sup>3)</sup>
Efficiency in full-load	84 % <sup>4)</sup>
Device power loss	5.0 W <sup>5)</sup>
Protective conductor current	<0.7 mA
Inrush current	< 10 A <sup>6)</sup>
Max. ECG no. on circuit breaker 10 A (B)	26
Max. ECG no. on circuit breaker 10 A (C)	26
Max. ECG no. on circuit breaker 16 A (B)	41
Max. ECG no. on circuit breaker 16 A (C)	41
Max. ECG no. on circuit breaker 25 A (B)	-
Surge capability (L/N-Ground)	2 kV
Surge capability (L-N)	1 kV
Nominal output voltage	27...40 V
U-OUT (working voltage)	60 V
Nominal output current	500 / 700 mA
Output current tolerance	±10 %
Output ripple current (100 Hz)	< 5 %
Output PSTLM	≤1
Output SVM	≤0.4
Nominal output power	13.5...28 W
Maximum output power	28 W
Galvanic isolation primary/secondary	SELV
Current set	DipSwitch
Default output current	700 mA

<sup>1)</sup> Permitted voltage range

<sup>2)</sup> Full load, 230V, 50 Hz

<sup>3)</sup> Full load at 230 V/Minimum load at 230 V

<sup>4)</sup> at 230 V, 50 Hz

<sup>5)</sup> Maximum

<sup>6)</sup>  $t_{width} = 100 \mu s$  (measured at 50 %  $I_{peak}$ )

## Dimensions & weight



<b>Product weight</b>	109.00 g
<b>Cable cross-section, input side</b>	0.5...1.5 mm <sup>2</sup>
<b>Cable cross-section, output side</b>	0.5...1.5 mm <sup>2</sup>
<b>Wire preparation length, input side</b>	7...8 mm
<b>Wire preparation length, output side</b>	7...8 mm
<b>Length</b>	95.0 mm
<b>Width</b>	53.0 mm
<b>Height</b>	30.0 mm

## Colors & materials

<b>Casing material</b>	Plastic
------------------------	---------

## Temperatures & operating conditions

<b>Ambient temperature range</b>	-20...+50 °C
<b>Maximum temperature at tc test point</b>	75 °C <sup>1)</sup>
<b>Max.housing temperature in case of fault</b>	110 °C
<b>Temperature range at storage</b>	-40...+85 °C
<b>Permitted rel. humidity during operation</b>	5...85 % <sup>2)</sup>

<sup>1)</sup> Maximum at the T<sub>c</sub>-point

<sup>2)</sup> Maximum 56 days/year at 85 %

## Lifespan

<b>ECG lifetime</b>	35000 / 50000 h <sup>1)</sup>
---------------------	-------------------------------

<sup>1)</sup> At T<sub>case</sub> = 75°C at T<sub>c</sub> point / 10% failure rate / At T<sub>case</sub> = 65°C at T<sub>c</sub> point / 10% failure rate

## Capabilities

<b>Dimmable</b>	Yes
<b>Dimming interface</b>	Phase Cut <sup>1)</sup>

## Product datasheet

Dimming range	5...100 %
Dimming method	Amplitude Modulation
Overheating protection	Automatic reversible
Overload protection	Automatic reversible
Short-circuit protection	Automatic reversible
No-load proof	Yes
Intended for no-load operation	No
Max. cable length to lamp/LED module	2.0 m <sup>2)</sup>
Suitable for fixtures with prot. class	I / II
Type of connection, input side	Push terminal
Type of connection, output side	Push terminal
Suitable for through-wiring	No
Control interface	-
Detection angle (Light sensor)	-
Detection angle (PIR)	-
Number of channels	1

<sup>1)</sup> Leading edge / Trailing edge

<sup>2)</sup> Output wires must be routed as close as possible to each other

### Certificates & standards

Approval marks – approval	CE
Standards	Acc. to IEC 61347-1/Acc. to IEC 61347-2-13/Acc. to IEC 62384/Acc. to IEC 61000-3-2/Acc. to IEC 6100-4-5/Acc. to IEC 61547
Protection class	I,II
Type of protection	IP20

### Logistical data









Commodity code	850440839000
----------------	--------------

### Environmental information

Information according Art. 33 of EU Regulation (EC) 1907/2006 (REACH)	
Date of Declaration	21-09-2022
Primary Article Identifier	4052899617308
Candidate List Substance 1	Lead
CAS No. of substance 1	7439-92-1
Safe Use Instruction	The identification of the Candidate List substance is sufficient to allow safe use of the article.
Declaration No. in SCIP database	00aeb078-3fc4-48c4-9b8b-7cb09fc44fa3

## Product datasheet

### Download Data

File	
	User instruction OPTOTRONIC LED Power Supply
	Addon Technical Information OT FIT 30 PC CS DL 181120
	Certificates OT FIT 30 CS PC NSW28276 110221
	Certificates OT FIT 30 CS PC CCC 2020171002003110 110221
	Certificates OT FIT 30 CS PC CCC 2020171002003109 110221
	Certificates OT FIT 30 CS PC ENEC 35 112936 110221
	Declarations of conformity OT FIT CS PC CE 3789414 170522
	Declarations of conformity OT FIT CS PC UK DoC 4290101 170522

### Ecodesign regulation information:

Intended for use with LED modules.

The forward voltage of the LED light source shall be within the defined operating window of the control gear in all operating conditions including dimming if applicable.

Separate control gear and light sources must be disposed of at certified disposal companies in accordance with Directive 2012/19/EU (WEEE) in the EU and with Waste Electrical and Electronic Equipment (WEEE) Regulations 2013 in the UK. For this purpose, collection points for recycling centres and take-back systems (CRSO) are available from retailers or private disposal companies, which accept separate control gear and light sources free of charge. In this way, raw materials are conserved and materials are recycled.

### Logistical Data

Product code	Product description	Packaging unit (Pieces/Unit)	Dimensions (length x width x height)	Volume	Gross weight
4052899617308	OT FIT 30/220...240/700 CS PC	Shipping carton box 20	284 mm x 207 mm x 100 mm	5.88 dm <sup>3</sup>	2458.00 g

The mentioned product code describes the smallest quantity unit which can be ordered. One shipping unit can contain one or more single products. When placing an order, for the quantity please enter single or multiples of a shipping unit.

### Accessories Optional

## Product datasheet

Product description	Accessory name	Accessory code
OT FIT 30/220...240/700 CS PC	OT CABLE CLAMP E-STYLE	▶ 4052899167896

---

### Disclaimer

Subject to change without notice. Errors and omission excepted. Always make sure to use the most recent release.