

**AC DIGITAL CLAMP METER  
KEW 2007R/2117R/2127R**

**CAT IV 1000A True-RMS  
NEW AC CLAMP METER SERIES**

**Measures both low and high power circuits**



**TRUERMS**

- **Peak Hold for inrush current** \*2127R Only
- **Backlight LCD provides easy reading in dark locations** \*2127R Only
- **Fully Safety jaw**
- **Ergonomic over-molded body gives convenient one-hand operation**
- **Large easy-to-read display with 0.01 A resolution**  
\*2117R, 2127R
- **Safety Standard IEC61010-1 CAT IV 300V / CAT III 600V**



## ● KEW 2007R/2117R/2127R Specifications

	KEW 2007R	KEW 2117R	KEW 2127R
AC A	600.0/1000A (Auto-ranging) ±1.5%rdg±4dgt [45 - 65Hz] ±2.0%rdg±4dgt [40 - 400Hz]	60.00/600.0/1000A (Auto-ranging) ±1.5%rdg±4dgt [45 - 65Hz] ±2.0%rdg±5dgt [40 - 1kHz]	
AC V	600.0V ±1.2%rdg±3dgt [45 - 65Hz] ±1.5%rdg±4dgt [40 - 400Hz]	60.00/600.0V (Auto-ranging) ±1.0%rdg±2dgt [45 - 65Hz] (600V) ±1.5%rdg±4dgt [40 - 1kHz] (60/600V)	
DC V	600.0V ±1.2%rdg±3dgt	60.00/600.0V (Auto-ranging) ±1.0%rdg±3dgt (60V), ±1.2%rdg±3dgt (600V)	
Ω	600.0Ω/6.000kΩ (Auto-ranging) ±1.3%rdg±5dgt (600Ω) ±2.0%rdg±3dgt (6kΩ)	600.0Ω/6.000/60.00/600.0kΩ (Auto-ranging) ±1.0%rdg±5dgt (600Ω) ±2.0%rdg±3dgt (6/60/600kΩ)	600.0Ω/6.000/60.00/600.0kΩ/6.000/40.00MΩ (Auto-ranging) ±1.0%rdg±5dgt (600Ω), ±2.0%rdg±3dgt (6/60/600kΩ) ±3.0%rdg±3dgt (6MΩ), ±5.0%rdg±3dgt (40MΩ)
Continuity buzzer	600Ω (Buzzer sounds below 90Ω)		
Hz	—	—	999.9Hz/9.999kHz (Auto-ranging) ±0.1%rdg±3dgt (Input sensitivity Current:more than 4A Voltage:more than 2V)
Capacitance test	—	—	1.000/10.00/100.0μF ±3.0%rdg±15dgt (1μF) ±3.0%rdg±10dgt (10/100μF)
Diode test	—	—	2.000V ±4%rdg±5dgt Open-loop Voltage:<3.5V
Conductor size	ø33mm max.		
Applicable Standards	IEC 61010-1 CAT IV 300V, CAT III 600V Pollution degree 2 IEC 61010-031, IEC 61010-2-032, IEC 61010-2-033, IEC 61326-2-2(EMC), IEC 60529 IP40, EN 50581(RoHS)		
Power source	R03/LR03(AAA)(1.5V)x2		
Continuous measuring time	Approx. 170 hours (when R03 is used) (Auto power save : approx. 10 minutes) (NCV_LED*, Backlight**):off)		
Dimensions	204(L) × 81(W) × 36(D)mm		
Weight	220g approx. (including batteries)		230g approx. (including batteries)
Accessories	7066A (Test leads), 9079 (Carrying case), R03 (AAA)×2, Instruction manual		


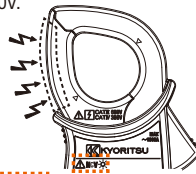
\*2117R, 2127R \*\*2127R only

## ● Included Accessories



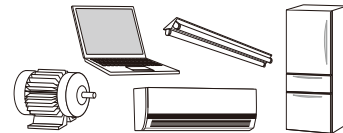
### NCV Function (2117R, 2127R)

NCV Sensor can detect electrical field only from the direction indicated in the below figure.  
Put the fixed element (left side) closer to the conductor under test.  
Detection against in-wall outlet is impossible.  
Red LED lights up in electric field exceeding AC70V.



\*2127R only

True RMS function for accurate readings also in presence of modern loads such as LED lamps, motor inverters, PCs, TVs, Air conditioners, etc.



Waveform	True RMS type <b>TRUE RMS</b>	Averaging value type
	✓ correct reading	✓ correct reading
	✓ correct reading	higher reading
	✓ correct reading	lower reading
	✓ correct reading	lower reading

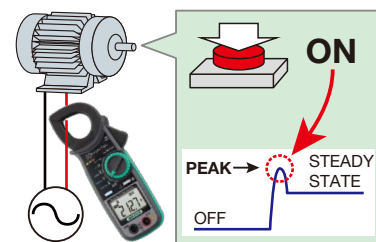
## ● Selection Guide

NEW

	2007R	2117R	2127R
Continuity buzzer	○	○	○
NCV	×	○	○
Capacitance test	×	×	○
Diode test	×	×	○
Back light	×	×	○
Peak hold	×	×	○

### Peak hold Function (2127R only)

Press the SELECT key on ACA, ACV or DCV function to start PEAK measurement. The LCD shows updates the max measured value repeatedly during a measurement.



Peak Hold for inrush current.

## ! Safety Warnings :

Please read the "Safety Warnings" in the instruction manual supplied with the instrument thoroughly and completely for correct use. Failure to follow the safety rules can cause fire, trouble, electrical shock, etc. Therefore, make sure to operate the instrument on a correct power supply and voltage rating marked on each instrument.

Cosinus Messtechnik GmbH  
Rotwandweg 4  
D-82024 Taufkirchen  
Tel 089-665594-0  
Fax 089-665594-30  
e-Mail: office@cosinus.de  
Internet: www.cosinus.de