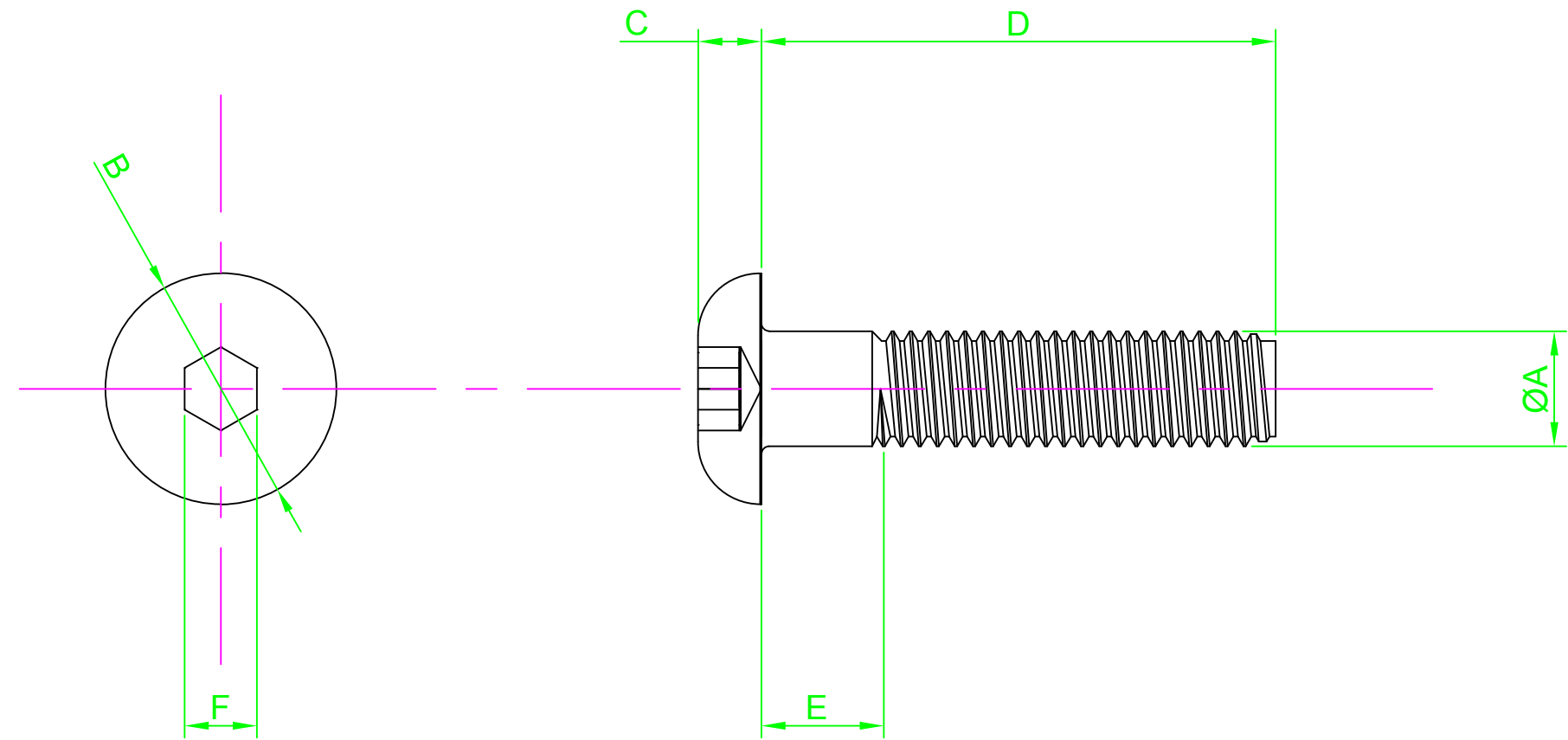


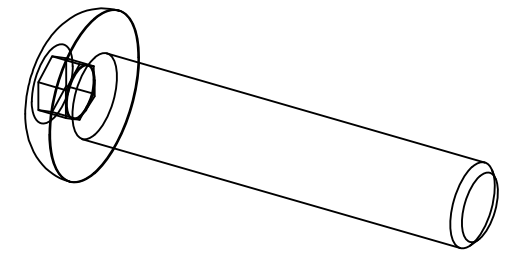
DO NOT SCALE DRAWING

REVISION


A INITIAL DRAWING 23.9.15



Part Number	ØA	B Max	C Max	D Length	E Max	F Ref
M3 8 BHA2MC S100	M3-0.5	5.7	1.65	8	1.5	2
M3 10 BHA2MC S100				10		
M3 12 BHA2MC S100				12		
M4 8 BHA2MC S100	M4-0.7	7.6	2.2	8	2.1	2.5
M4 10 BHA2MC S100				10		
M4 12 BHA2MC S100				12		
M4 16 BHA2MC S100				16		
M4 20 BHA2MC S100				20		
M5 10 BHA2MC S100	M5-0.8	9.5	2.75	10	2.4	3
M5 12 BHA2MC S100				12		
M5 16 BHA2MC S100				16		
M5 20 BHA2MC S100				20		
M5 30 BHA2MC S100				30		
M6 10 BHA2MC S100	M6-1.0	10.5	3.3	10	3.0	4
M6 12 BHA2MC S100				12		
M6 16 BHA2MC S100				16		
M6 20 BHA2MC S100				20		
M6 30 BHA2MC S100				30		



NOTES:



DESIGN RIGHT. TR FASTENINGS LTD, 2003  
 UNDER NO CIRCUMSTANCES MUST THIS  
 DRAWING BE COPIED OR DISCLOSED  
 WITHOUT FIRST OBTAINING WRITTEN  
 AUTHORITY.

UNLESS OTHERWISE SPECIFIED:  
 DIMENSIONS ARE IN MM (MILLIMETERS).  
 SURFACE FINISH:  
 TOLERANCES: ISO 7380

	NAME	DATE
DRAWN	Darryl Wilson	23.09.15
CHK'D		
APPVD		

CUSTOMER PART NUMBER:  
 N/A

MATERIAL:  
 Stainless Steel A2

HEAT TREATMENT:

FINISH:  
 Self Finish

TITLE:  
 Socket Button Head Machine Screw ISO7380

DRAWING NUMBER:  
 TR32BHA2MC

A4