

Features

- Subminiature in SMT
- 7.36 mm seated height
- Distortion of only 0.015 %
- Vacuum encapsulated
- UL60950 certified
- RoHS compliant*

Applications

- Modems (V32)
- Laptop Computers
- Telecommunications
- Instrumentation

SM-LP-5001 Series -Surface Mount Line Matching Transformers

Electrical Specifications

Nominal Impedance.....	600 Ω
Turns Ratio.....	1:1
Insertion Loss.....	2.0 dB max. at 2 kHz
Frequency Response	
.....	±0.25 dB max. 200-4 kHz
Return Loss.....	24 dB min. 200-4 kHz*
Balance.....	80 dB min.
Distortion.....	-76 dB max.
	@ 600 Hz, -10 dBm
Dielectric Strength	
.....	2000 VRMS for 1 min.
Insulation Resistance	
.....	100 MΩ @ 500 V
DC Resistance**	
Primary.....	115 Ω ±15 %
Secondary.....	115 Ω ±15 %
Shunt Inductance.....	3.8 H min.
Shunt Loss.....	7500 Ω min.
Leakage Inductance...6 mH typ. @ 1 kHz	
Power Level.....	10 dBm
Operating Temperature	
.....	-20 °C to +85 °C
Storage Temperature	
.....	-40 °C to +85 °C

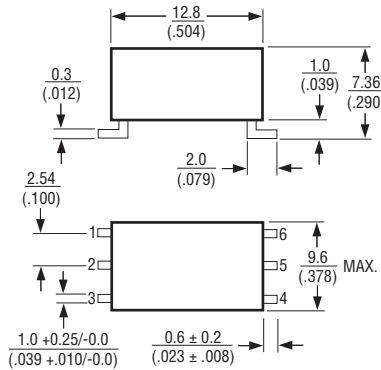
Materials

Terminal Plating.....Sn/Ag/Cu

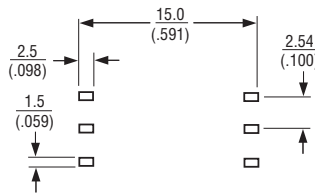
*For use with recommended circuit (BS6305 impedance Class A non-speech or Class B speech).

**SM-LP-5001 is symmetrical, meaning there is no real primary nor secondary winding.

Product Dimensions



Suggested PCB Layout

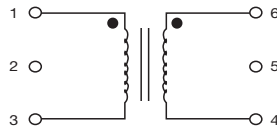


DIMENSIONS: $\frac{\text{MM}}{\text{(INCHES)}}$

LEAD COPLANARITY: $\frac{0.15}{(0.006)}$ MAX.

UNLESS OTHERWISE SPECIFIED, TOLERANCE: $\frac{\pm 0.25}{(0.010)}$ MAX.

Schematic



How To Order

Model **SM-LP-5001**

Packaging _____

Blank = Packaged in tubes
E = Tape and reel (400 pcs. per reel)