

Powerpole® connectors provide cost-effective reliability, design flexibility and safety for your products' manufacture, installation and maintenance.

The housings are modular and genderless. Powerpole® connectors provide 600 Volts continuous, AC or DC operation. Wire sizes range from #6 to #16 AWG (13.3 to 1.3 mm²). Contacts are available in reeled and loose piece designs to support all production needs from engineering prototype, low volume and high volumes products. Low-detent contacts are also offered for low insertion/withdrawal force applications.

FEATURES

- **Flat wiping contact system**

Minimal contact resistance at high current, wiping action cleans contact surface during connection/disconnection

- **Colored modular housings**

Provides visual identification of proper mating connector

- **Molded-in dovetails**

Secures individual connectors into "keyed" assemblies which prevents misconnection with similar configurations



PRODUCT SPECIFICATIONS

Connector Model	PP75	Connector Model	PP75
UL Current Rating (Amperes)*	75*	Life	
UL Voltage Ratings (Volts)**	600*	a. No Load (Contact/Disconnect Cycles)	To 10,000
Contact Barrel Wire Size (AWG)	#6 to #16	b. Under Load (Hot Plug 250 cycles @ 120V)	50A
(mm)	13.3 to 1.3	Avg. Connection/Disconnect (lbs)	7
Maximum Wire Insulation Diameter (inches)	0.437	Operating Temperature Range °C***	-20° to 105°
(mm)	11.10	Flammability Rating of Housing Material	UL94 V-0
AVG Contact Resistance* (micro-ohms)	200		
Insulation Withstanding Test Voltage (Volts AC/DC)	2200		
Contact Retention Force (lbs)	50		

* UL Rated for 75°C rated wire or cable size
 ** Both AC & DC Voltage
 *** Contact factory for higher temperature rated connectors

ORDERING INFORMATION

Housing & 75 amp Contact

Part Number	Housing Color	Wire	
		AWG	sq. mm
1300	Blue	#6	13.3
1300G2	Green	#6	13.3
1300G3	Red	#6	13.3
1300G4	Black	#6	13.3
1300G5	White	#6	13.3

75 amp Contacts

Part Number	Description	Wire	
		AWG	sq. mm
1307	Individual-low detent	#6	13.3
5900	Individual-high detent	#6	13.3
5914	Individual-high detent	#10	5.26
5915	Individual-high detent	#10/12	5.26/3.31
5952	Individual-high detent	#8	8.37
5953	Individual-low detent	#10	5.26
265G1	Reel-high detent-silver	#6/8	13.3/8.37
265G2*	Reel-high detent-silver	#10/12	5.26/3.31

contacts continued

Part Number	Description	Wire	
		AWG	sq. mm
265G3	Reel-low detent-silver	#6/8	13.3/8.37
265G4*	Reel-low detent-silver	#10/12	5.26/3.31
265G5	Reel-high detent-tin	#6/8	13.3/8.37
265G6**	Reel-high detent-tin	#10/12	5.26/3.31
265G7	Reel-low detent-tin	#6/8	13.3/8.37
265G8**	Reel-low detent-tin	#10/12	5.26/3.31

Housings Only

Part Number	Description
5916	Blue housing
5916G4	Black housing
5916G5	White housing
5916G6	Green housing
5916G7	Red housing

* Using 10/12 AWG wire reduces rating to 50 amps

** Using 10/12 AWG wire reduces rating to 40 amps

Accessories

Part Number	Description
110G18	Retaining Pins - 2 high block of connectors
110G19	Retaining Pins - 1 high block of connectors
1399G20	Mounting wing blue-round hole
1399G7	Mounting wing blue-oval hole
1463G1	2 & 4 pole mounting clamp set
1463G2	3 & 6 pole mounting clamp set

Bushings

Part Number	AWG	Wire sq. mm
Use with 5900 or 1307		
5910	#6 to #10/12	5.3/5.26 & 3.31
5912	#6 to #8	5.3/8.37
5913	#6 to #14/16	5.3/2.08 & 1.31

...continued on back page

ORDERING INFORMATION

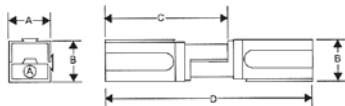
Tooling

Part Number	Description
1309G4	Hand tool - #16 to #6
1387G1	Pneumatic tool - #16 to #6
1388G6	- die for #16 to #6 AWG
1388G7	- die for #10 to #12 AWG (5914, 5915 & 5953 contacts)
1389G6	- locator for #16 to #6 AWG
1389G7	- locator for #10 to #12 AWG (5914, 5915 & 5953 contacts)
260G16	Applicator only (110V & 220V)
284G1	Applicator & Press (220V, 50Hz)
250G5	Press only (110V, 60Hz)

DIMENSIONS

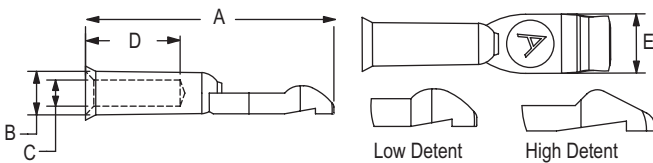
Powerpole® Housings

Series	-A- mm in.	-B- mm in.	-C- mm in.	-D- mm in.
PP75	15.9 .63	15.9 .63	47.6 1.88	81.4 3.20



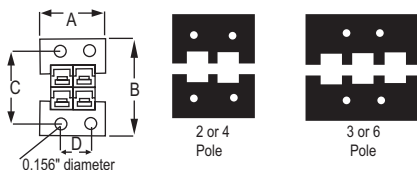
Contacts

Part Number	-A-		-B-		-C-		-D-		-E-	
	mm	in.	mm	in.	mm	in.	mm	in.	mm	in.
1307	30.22	1.19	11.43	.45	7.11	.28	5.60	.22	7.11	.28
5900	30.22	1.19	11.43	.45	7.11	.28	5.60	.22	7.11	.28
5914	29.72	1.17	11.43	.45	4.83	.19	3.55	.14	7.11	.28
5915	29.46	1.16	11.43	.45	7.11	.28	3.55	.14	7.11	.28
5952	29.46	1.16	11.43	.45	7.11	.28	4.83	.19	7.11	.28
5953	28.70	1.13	11.43	.45	7.11	.28	3.55	.14	7.11	.28
265G1	32.26	1.27	9.53	.375	9.14	.36	N/A		7.98	.314
265G2	32.26	1.27	9.53	.375	7.37	.29	N/A		7.98	.314
265G3	30.86	1.215	9.53	.375	9.14	.36	N/A		7.98	.314
265G4	30.86	1.215	9.53	.375	7.37	.29	N/A		7.98	.314
265G5	32.26	1.27	9.53	.375	9.14	.36	N/A		7.98	.314
265G6	32.26	1.27	9.53	.375	7.37	.29	N/A		7.98	.314
265G7	30.86	1.215	9.53	.375	9.14	.36	N/A		7.98	.314
265G8	30.86	1.215	9.53	.375	7.37	.29	N/A		7.98	.314

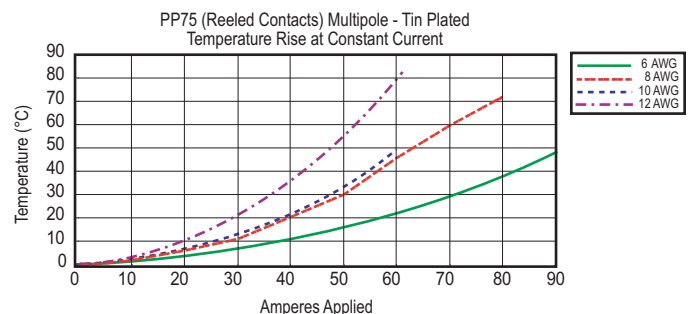
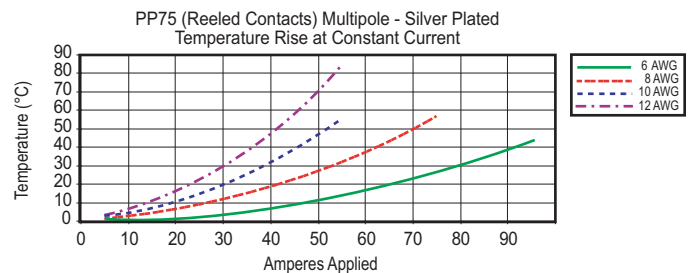
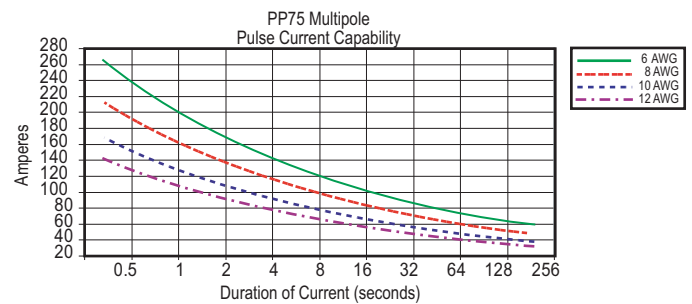
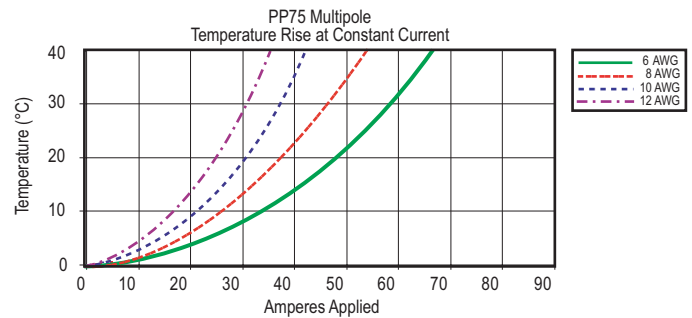
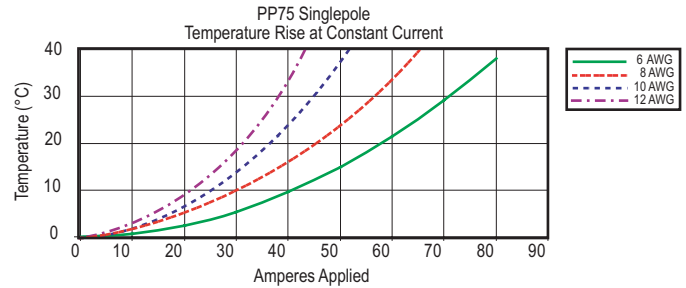


Mounting Clamps

Part Number	Poles	-A-		-B-		-C-		-DIA-	
		mm	in.	mm	in.	mm	in.	mm	in.
1463G1	2	41.15	1.62	34.54	1.36	26.92	1.06	3.962	0.156
1463G1	4	41.15	1.62	50.29	1.98	42.67	1.68	3.962	0.156
1463G2	3	57.15	2.25	34.54	1.36	26.92	1.06	3.962	0.156
1463G2	6	57.15	2.25	50.29	1.98	42.67	1.68	3.962	0.156



TEMPERATURE RISE



CSA Certified
File No. LR25154



UL Recognized
File No. E26226

All Data Subject to Change Without Notice

DS-PP75 REV01

HEADQUARTERS: 13 Pratts Junction Road, P.O. Box 579, Sterling, MA 01564 T:978-422-3600 F:978-422-3700

EUROPE: Rathealy Road, Fermoy Co. Cork, Ireland T:353-(0)25-32277 F:353-(0)25-32296

www.andersonpower.com