






Technical Data

Wire sizes		Insulating Material	
Solid min	0.2 mm ²	Material	PA 6.6
Solid max	4.0 mm ²	Flammability Class	UL 94 V-0
Stranded (flexible) min	0.2mm ²	Temperatures	
Stranded (flexible) max	2.5 mm ²	Operating Temperature (without mech. load)	-40 °C - 105 °C
Stranded with Ferrule min	0.25 mm ²	Store Temperature	-40 °C - 105 °C
Stranded with Ferrule max	2.5 mm ²	Wave Soldering Process	
Dimensions		Soldering Temperature, recommended	-
Stripped Length	7.0 mm	Peak Soldering Time, recommended	-
Materials		Reflow Process	
Clamp	Brass	Soldering Temperature, recommended	-
Screw	Steel	Peak Soldering Time, recommended	-
Contact Spring	Bronze		

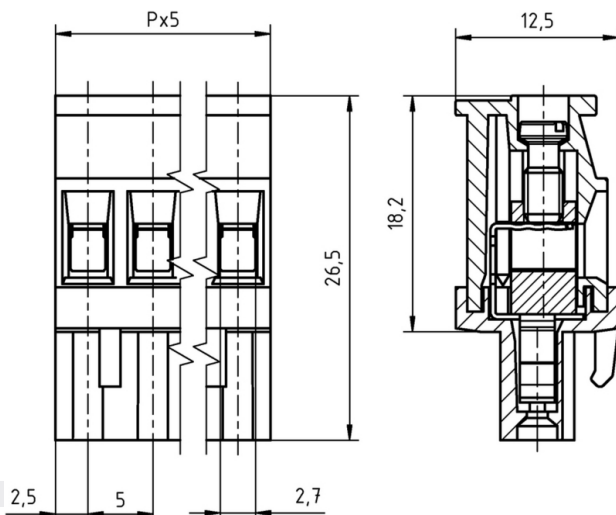
Colours

	GREEN, RAL 6018
	LIGHT GREY, RAL 7035
	LIGHT GREEN, similar RAL 6018

Colours according to RAL, there may be variations on colour due to production conditions. Special colours on request.

Counterparts (Spacing 5.0 mm)

Pin Strip	STL950	STL950-HT	STL950-G-HT	STL955	STL975
	In combination of connectors with different admission data, the lower value is valid.				









Ratings

UseGroup	cRU [®] US			VDE	
	B	C	D		
Rated Voltage	300 V	150 V	300 V	250 V	
Rated Current	15 A	15 A	10 A	10 A	
Overvoltage Category				III	
Rated Wire Size				min	max
- solid	AWG 22-10	AWG 22-10	AWG 22-10	0.5 mm ² (6 A)	2.5 mm ² (10 A)
- stranded	AWG 22-10	AWG 22-10	AWG 22-10	0.5 mm ² (6 A)	2.5 mm ² (10 A)
Torque	0.50 Nm	0.50 Nm	0.50 Nm	0.50 Nm	
Screw Size	M3	M3	M3	M3	
Test Voltage	1.60 kV	1.30 kV	1.60 kV	4.0 kV	
Pollution Degree				3	

Order Data (Spacing 5.0 mm)

Poles	Width (mm)	Article Designation	Article Number	PU
2	10.00	AK1100/2-5.0-GREEN	51100020021 F	200
3	15.00	AK1100/3-5.0-GREEN	51100030021 F	200
4	20.00	AK1100/4-5.0-GREEN	51100040021 E	100
5	25.00	AK1100/5-5.0-GREEN	51100050021 E	100
6	30.00	AK1100/6-5.0-GREEN	51100060021 E	100
7	35.00	AK1100/7-5.0-GREEN	51100070021 E	100
8	40.00	AK1100/8-5.0-GREEN	51100080021 D	50
9	45.00	AK1100/9-5.0-GREEN	51100090021 D	50
10	50.00	AK1100/10-5.0-GREEN	51100100021 D	50
11	55.00	AK1100/11-5.0-GREEN	51100110021 D	50
...
18	90.00	AK1100/18-5.0-GREEN	51100180021 D	50
19	95.00	AK1100/19-5.0-GREEN	51100190021 D	50
20	100.00	AK1100/20-5.0-GREEN	51100200021 D	50

Accessoires

Figure	Designation	Article Number
	Series AK(Z)1100 with pull relief	Order Data: on request
	Bridge, 2-pole, insulated, BRI/2-5.0/5.08-LIGHT GREY	Order Data: 50000000006
	Bridge, 3-pole, insulated, BRI/3-5.0/5.08-LIGHT GREY	Order Data: 50000000007
	Coding Star CS1-5.0/5.08-RED	Order Data: 50000000021
	Bridge, 2-pole, BR/2-5.0/5.08-L7.0	Order Data: 50000000008
	Series AK(Z)1100 with separating element	Order Data: on request