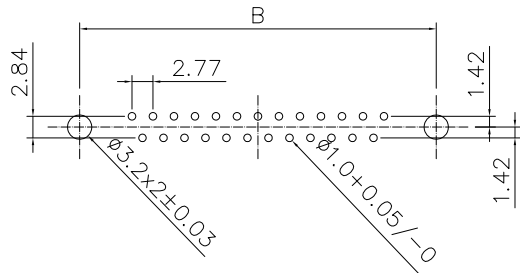
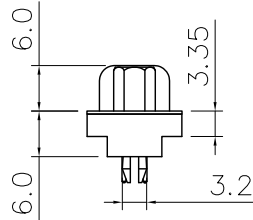
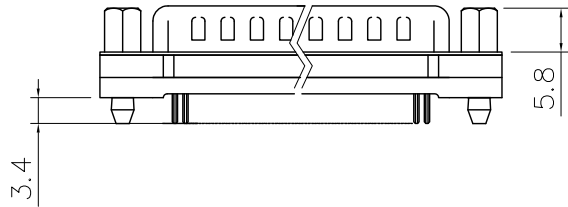
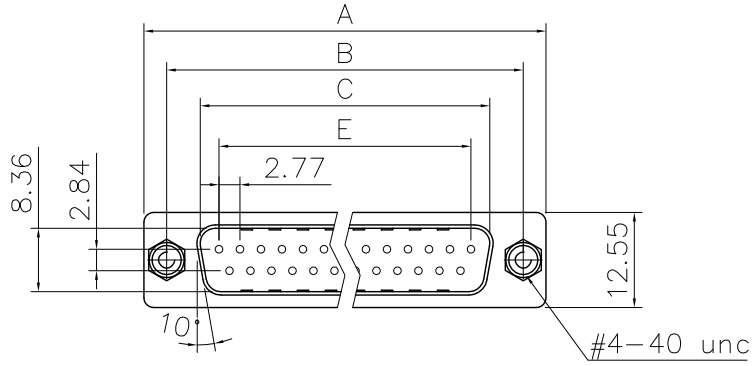


This document is the property of Amphenol Corporation and is delivered on the express condition that it is not to be disclosed, reproduced or used, in whole or in part, for manufacture or sale by anyone other than Amphenol Corporation without its prior consent, & that no right is granted to disclose or to use any information in this document.

Customer drawing



Recommended PCB Layout
Tolerance: ±0.05mm



Dimensions

| Positions | A | B | C | E |
|-----------|-------|-------|-------|-------|
| 9 | 30.81 | 24.99 | 16.92 | 11.08 |
| 15 | 39.20 | 33.30 | 25.25 | 19.39 |
| 25 | 53.05 | 47.04 | 38.96 | 33.24 |
| 37 | 69.40 | 63.50 | 55.42 | 49.86 |

REVISIONS

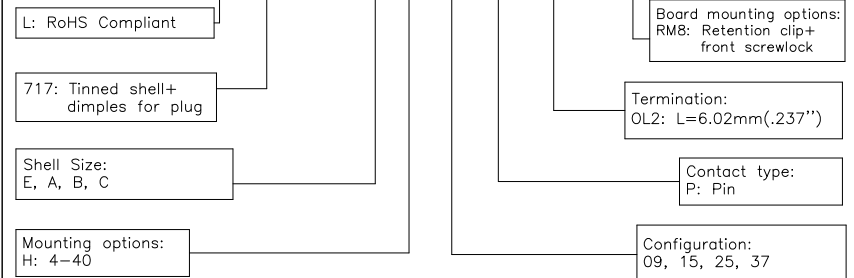
| SYM | ECN | DESCRIPTION | DATE | APPROVED |
|-----|------|-----------------------|----------|----------|
| 1 | HK-- | First Release Drawing | 05/27/08 | IP |
| 2 | HK-- | Update the Drawing | 04/23/13 | IP |
| 3 | HK-- | Update the Drawing | 06/12/14 | IP |

D-SUB TECHNICAL DATA

SHELL : Steel, 100u" Tin over 50u" min nickel over 50u" min Copper
 BODY : PBT, UL 94V-0, Color:Black.
 CONTACTS : Copper Alloy.
 gold flash over 50u" nickel on mating area
 100u" tin over 50u" nickel on solder area
 SCREW: Copper Alloy, Nickel Plated
 BOARDLOCK: Copper Alloy, Tin Plated.
 ELECTRICAL: Voltage rating 250 V RMS
 Current Rating 3 AMP
 Withstanding Voltage >1000 V RMS
 Insulation resistance >1000 M Ohms
 Contact resistance 20 mOhms max.
 MARKING: Amphenol...(Series No.)
 Commercial reference
 Manufacturing date

PRODUCT CODE

L 717 TS X H XX P OL2 RM8



| UNLESS OTHERWISE SPECIFIED TOLERANCES | | APPROVAL | | DATE |
|---------------------------------------|--------|---------------------|---------|----------|
| U.S. | METRIC | DRAWN | Checked | |
| .X +/- | 0.50 | Felix Liu | | 06/12/14 |
| .XX +/- | 0.30 | Tony Tang | | 06/12/14 |
| .XXX +/- | 0.20 | CHECKED | | |
| FRACTIONS +/- | | | | |
| ANGLES +/- | 5° | | | |
| FOR MATERIALS AND FINISHES SEE NOTES | | DRAWING FILE : | | |
| REMOVE SHARP EDGES | | ANGLE OF PROJECTION | | |
| DIMENSIONS | | | | |
| U.S. | INCHES | | | |
| METRIC | MM | | | |

| | | |
|----------------------------|-------------------|----------------------------|
| Amphenol | | Amphenol East Asia Limited |
| TITLE | | |
| D-sub connector, TS series | | |
| SIZE | DRAWING NO. | REV. |
| A4 | L717TSXHXXPOL2RM8 | 3 |
| SCALE | NONE | SHEET 1 OF 1 |