

FEATURES AND SPECIFICATIONS

Features and Benefits

- Sizes 2 to 24 circuits
- Available with voided circuits in various locations
- Optional continuous locking ramp on housings for up to 8 circuits; for housings with more than 8 circuits, ramp spans 4 circuits on each end
- Polarizing keys and pegs available
- Offset pin entry holes provide 180° polarization
- Side hook option available for panel mount applications (contact Molex)

Reference Information

Product Specification: PS-40-02

Packaging: Bag

UL File No.: E29179

CSA File No.: LR19980

TUV File No.: R75108

Mates With: Molex KK 3.96mm (.156") pitch headers or

1.14mm (.045") pins

Use With: 6438, 6838 and 7258 Trifurcon terminals

Designed In: Inches

Electrical

Voltage: 250V AC max.

Current: Phosphor Bronze—7.0A max.

Brass—5.0A max.

Contact Resistance: 6mΩ max.

Dielectric Withstanding Voltage: 1500V AC

Insulation Resistance: 50K MΩ min.

Mechanical

Contact Insertion Force: 1.8kg (4 lb)

Contact Retention to Housing: 3.6kg (8 lb)

Wire Pull-Out Force: 20 lb max./18 AWG

Mating Force: Square pin—2.25 lb max.

Round pin—1.60 lb max.

Unmating Force: Square pin—0.84 lb min.

Round pin—0.60 lb min.

Normal Force: 0.75kg (1.65 lb)

Physical

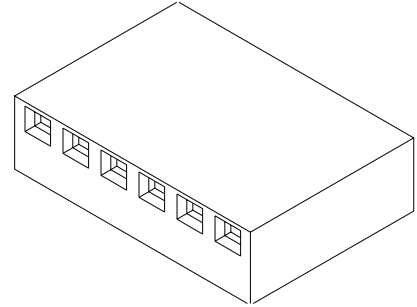
Housing: Nylon, UL 94V-2 (see 41695 for polyester, 94V-0)

Operating Temperature: 0 to +75°C

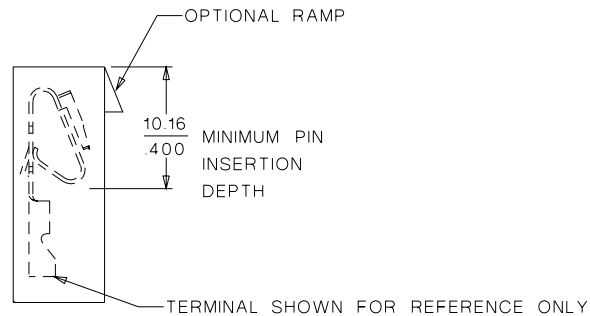
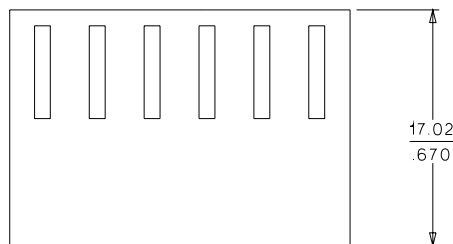
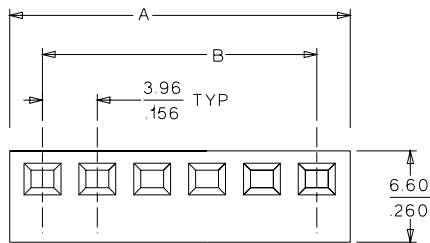
molex® 3.96mm (.156") Pitch KK® Crimp Terminal Housing

6442

Use with Trifurcon™ Terminals



CATALOG DRAWING (FOR REFERENCE ONLY)



ORDERING INFORMATION AND DIMENSIONS

Circuits	Order No.		Dimension	
	With Ramp	Without Ramp	A	B
2	• 26-03-4020	26-03-3021	8.74 (.344)	3.96 (.156)
3	• 26-03-4030	26-03-3031	12.70 (.500)	7.92 (.312)
4	• 26-03-4041	26-03-3041	16.66 (.656)	11.89 (.468)
5	• 26-03-4050	26-03-3051	20.62 (.812)	15.85 (.624)
6	• 26-03-4061	26-03-3061	24.59 (.968)	19.81 (.780)
7	• 26-03-4070	26-03-3071	28.55 (1.124)	23.77 (.936)
8	• 26-03-4081	26-03-3081	32.51 (1.280)	27.74 (1.092)
9	• 26-03-4090	26-03-3091	36.47 (1.436)	31.70 (1.248)
10	• 26-03-4101	26-03-3101	40.44 (1.592)	35.66 (1.404)
11	• 26-03-4111	26-03-3111	44.40 (1.748)	39.62 (1.560)
12	• 26-03-4121	26-03-3121	48.36 (1.904)	43.59 (1.716)
13	• 26-03-4131	26-03-3131	52.31 (2.060)	47.55 (1.872)

Circuits	Order No.		Dimension	
	With Ramp	Without Ramp	A	B
14	• 26-03-4141	26-03-3141	56.29 (2.216)	51.51 (2.028)
15	• 26-03-4151	26-03-3151	60.25 (2.372)	55.47 (2.184)
16	• 26-03-4161	26-03-3161	64.21 (2.528)	59.44 (2.340)
17	• 26-03-4171	26-03-3171	68.17 (2.684)	63.40 (2.496)
18	• 26-03-4181	26-03-3181	72.14 (2.840)	67.36 (2.652)
19	• 26-03-4191	26-03-3191	76.10 (2.996)	71.32 (2.808)
20	• 26-03-4201	26-03-3201	80.06 (3.152)	75.28 (2.964)
21	• 26-03-4211	26-03-3211	84.02 (3.308)	79.25 (3.120)
22	• 26-03-4221	26-03-3221	87.99 (3.464)	83.21 (3.276)
23	• 26-03-4231	26-03-3231	91.95 (3.620)	87.17 (3.432)
24	• 26-03-4241	26-03-3241	95.91 (3.776)	91.14 (3.588)

• US Standard Product, available through Molex franchised distributors