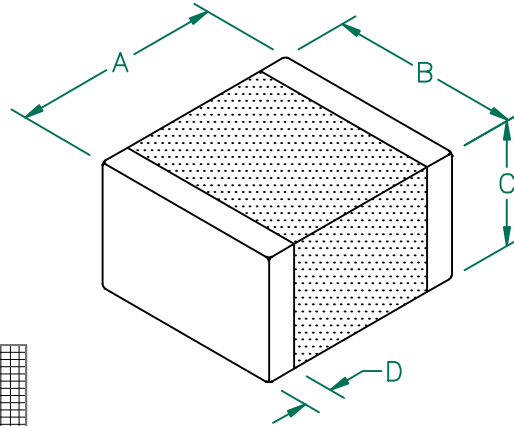


HR2220V801R-10

UNCONTROLLED DOCUMENT

PHYSICAL DIMENSIONS:

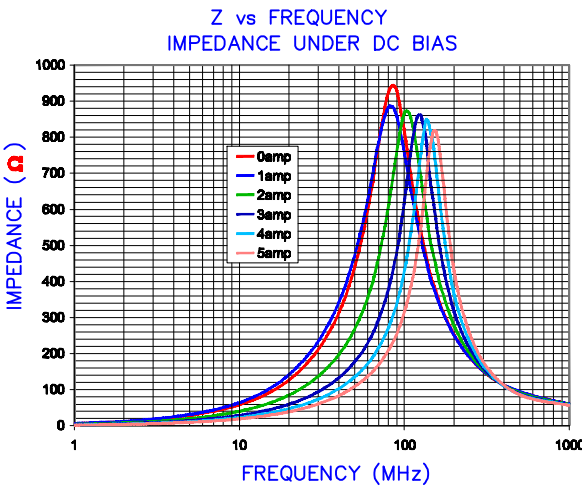
A	5.59 [.220]	+ 0.51 [.020]
B	5.08 [.200]	+ 0.25 [.010]
C	3.61 [.142]	+ 0.25 [.010]
D	0.76 [.030]	+ 0.25 [.010]



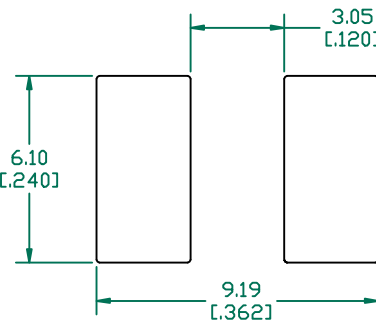
ELECTRICAL CHARACTERISTICS:		
Z @ 100 MHz (Ω)	DCR (Ω)	Rated Current
Nominal	800	
Minimum	600	
Maximum	1000	0.010 8000 mA

NOTES: UNLESS OTHERWISE SPECIFIED

1. TAPED AND REELED per CURRENT EIA SPECIFICATIONS 13" REELS, 2,000 PCS/REEL.
2. U.S. PATENT 6,249,205B1 SHOULD APPEAR ON THE LABEL OF EACH REEL OF PACKAGED PARTS.
3. TERMINATION FINISH IS 100% TIN.
4. COMPONENTS SHOULD BE ADEQUATELY PREHEATED BEFORE SOLDERING.

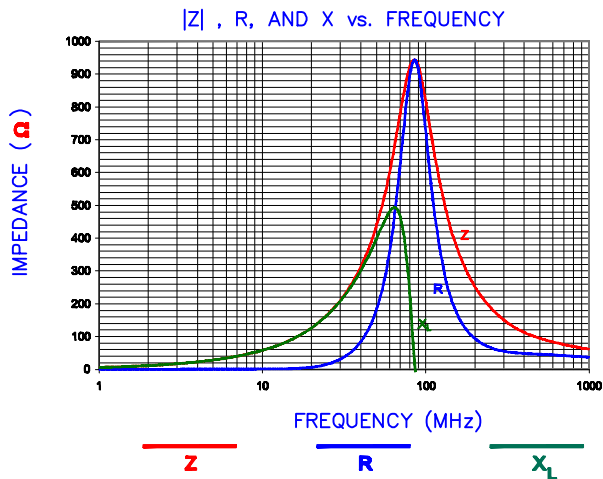
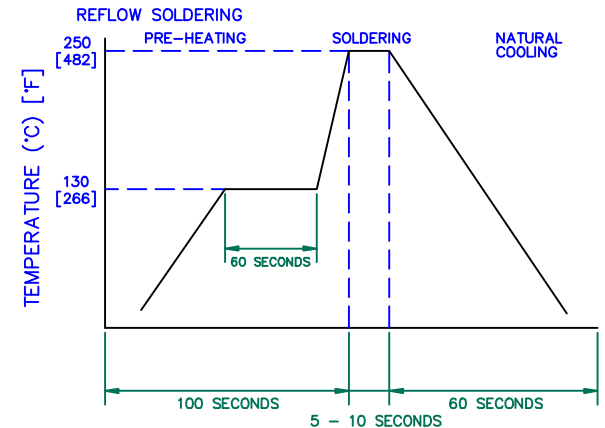


LAND PATTERNS FOR REFLOW SOLDERING



(For wave soldering, add 0.762 [.030] to this dimension.)

RECOMMENDED SOLDERING CONDITIONS



DIMENSIONS ARE IN mm [INCHES].				This print is the property of Laird Tech. and is loaned in confidence subject to return upon request and with the understanding that no copies shall be made without the written consent of Laird Tech. All rights to design or invention are reserved.			
PROJECT/PART NUMBER:				REV	PART TYPE:	DRAWN BY:	
HR2220V801R-10				B	CO-FIRE	TMB	
B	UPDATE COMPANY LOGO ADD ROHS	02/14/08	JRK	DATE:	04/03/04	SCALE:	NTS
A	ORIGINAL DRAFT	04/03/04	TMB	CAD #	HR2220V801R-10-B	TOOL #	-
REV	DESCRIPTION	DATE	INT	SHEET: 2 of 2			