



Figure similar

SAFETY POS. SWITCH W. SEPARATE ACTUATOR, PLASTIC ENCLOSURE, 31MM; 1X(M20X1,5) SLOW-ACTION CONTACTS 1NO+1NC, 2 LEDS YELLOW/GREEN 230 V AC, 5 DIRECTIONS OF APPROACH, THE MATCHING SEPARATE ACTUATOR 3SE5000-0AV0. IS TO BE ORDERED SEPARATELY

Product designation	position switch with separate actuator
<b>Manufacturer article number</b> <ul style="list-style-type: none"> <li>of the optional actuators</li> </ul>	3SE5000-0AV01 standard actuator, 3SE5000-0AV02 actuator with vertical mounting, 3SE5000-0AV03 actuator with horizontal mounting, 3SE5000-0AV04 radius actuator left, 3SE5000-0AV05 universal actuator, 3SE5000-0AV06 radius actuator right, 3SE5000-0AV07 heavy-duty actuator, 3SE5000-0AW11 plastic actuator, 3SE5000-0AW21 stainless steel actuator

General technical data:		
<b>Product function</b>		
<ul style="list-style-type: none"> <li>positive opening</li> </ul>		Yes
<b>Insulation voltage</b>		
<ul style="list-style-type: none"> <li>Rated value</li> </ul>	V	400
<b>Degree of pollution</b>		class 3
<b>Shock resistance</b>		30g / 11 ms
<b>Vibration resistance</b>		0.35 mm / 5g
<b>Surge voltage resistance Rated value</b>	kV	4
<b>Mechanical service life (switching cycles)</b>		
<ul style="list-style-type: none"> <li>typical</li> </ul>		1 000 000
<b>Electrical endurance (switching cycles)</b>		
<ul style="list-style-type: none"> <li>at AC-15 at 230 V typical</li> </ul>		100 000
<b>Electrical endurance (switching cycles) with contactor 3RH11, 3RT1016, 3RT1017, 3RT1024, 3RT1025, 3RT1026 typical</b>		1 000 000

Electrical operating cycles in one hour with contactor 3RH11, 3RT1016, 3RT1017, 3RT1024, 3RT1025, 3RT1026		6 000
Thermal current	A	6
Material of the enclosure of the switch head		plastic
Protection class IP		IP65
Equipment marking		B
<ul style="list-style-type: none"> <li>• acc. to DIN EN 61346-2</li> <li>• acc. to DIN EN 81346-2</li> </ul>		B
Active principle		mechanical
Repeat accuracy	mm	0.05
Explosion protection category for dust		none
Explosion protection category for gas		none
Minimum actuating force in activation direction	N	20
Operating current at AC-15		
<ul style="list-style-type: none"> <li>• at 230 V Rated value</li> </ul>	A	3
Operating current		
<ul style="list-style-type: none"> <li>• at DC-13 at 125 V Rated value</li> </ul>	A	0.55
Operating current		
<ul style="list-style-type: none"> <li>• at DC-13</li> <li>— at 24 V Rated value</li> </ul>	A	3

Enclosure:		
Design of the housing		block, narrow
Material of the enclosure		plastic
Coating of the enclosure		Other types
Design of the housing acc. to standard		Yes

Drive Head:		
Design of the operating mechanism		5 directions of approach
Standard-compliant actuator head		EN 50047
Design of the switching function		positive opening

Connections/ Terminals:		
Type of electrical connection		screw-type terminals
Type of connectable conductor cross-section		
<ul style="list-style-type: none"> <li>• solid</li> </ul>		1x (0.5 ... 1.5 mm <sup>2</sup> ), 2x (0.5 ... 0.75 mm <sup>2</sup> )
<ul style="list-style-type: none"> <li>• finely stranded with core end processing</li> </ul>		1x (0.5 ... 1.5 mm <sup>2</sup> ), 2x (0.5 ... 0.75 mm <sup>2</sup> )
<ul style="list-style-type: none"> <li>• finely stranded without core end processing</li> </ul>		1x (0.5 ... 1.5 mm <sup>2</sup> ), 2x (0.5 ... 0.75 mm <sup>2</sup> )
<ul style="list-style-type: none"> <li>• for AWG conductors</li> </ul>		
<ul style="list-style-type: none"> <li>— solid</li> </ul>		1x (20 ... 16), 2x (20 ... 18)
<ul style="list-style-type: none"> <li>— stranded</li> </ul>		1x (20 ... 16), 2x (20 ... 18)

Mechanical data:		
Cable entry type		1x (M20 x 1.5)

**Communication/ Protocol:**

<b>Design of the interface</b>		without
--------------------------------	--	---------

**Ambient conditions:**

<b>Ambient temperature</b>		
• during operation	°C	-25 ... +60
• during storage	°C	-40 ... +90





**Supply voltage:**

<b>Type of voltage of the supply voltage</b>		
• of the optional LED indicator		AC
<b>Supply voltage</b>		
• of LED	V	230

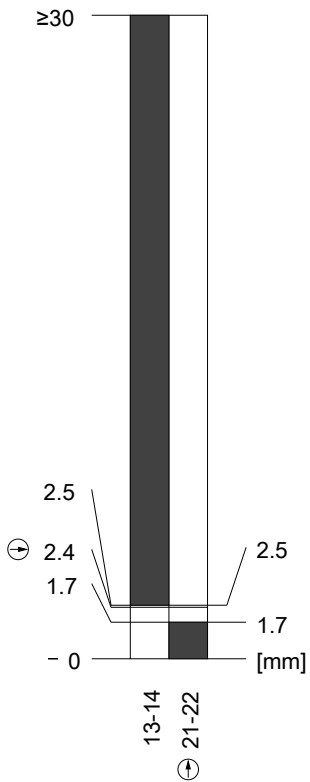
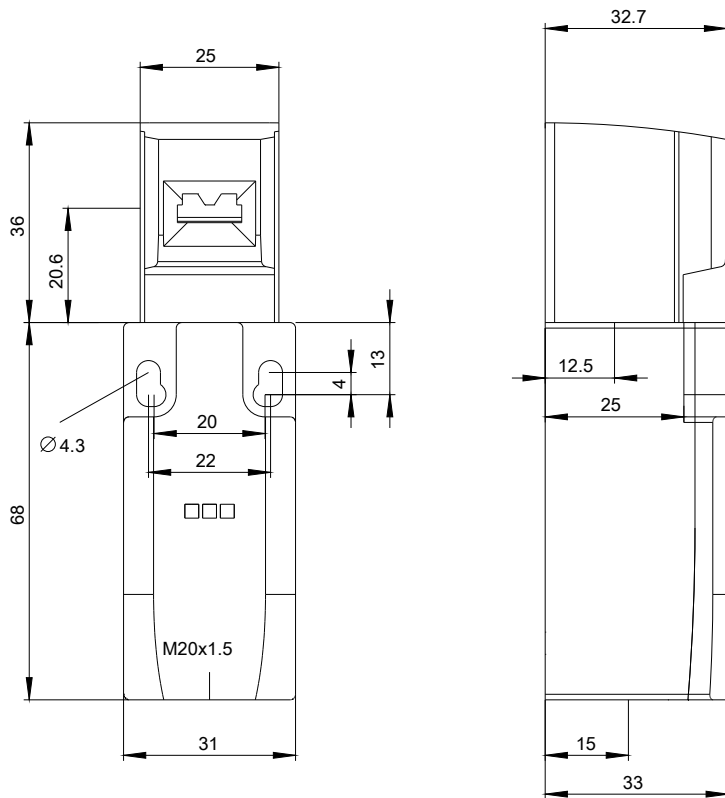
**Installation/ mounting/ dimensions:**

<b>mounting position</b>		any
<b>Mounting type</b>		screw fixing

**Certificates/ approvals:**

General Product Approval	Declaration of Conformity	Test Certificates	other
 CSA	 UL		 EG-Konf.
		<a href="#">Special Test Certificate</a>	<a href="#">Confirmation</a>

**Further information****Information- and Downloadcenter (Catalogs, Brochures,...)**<http://www.siemens.com/industrial-controls/catalogs>**Industry Mall (Online ordering system)**<http://www.siemens.com/industrymall>**Cax online generator**<http://support.automation.siemens.com/WW/CAXorder/default.aspx?lang=en&mlfb=3SE52323RV40>**Service&Support (Manuals, Certificates, Characteristics, FAQs,...)**<http://support.automation.siemens.com/WW/view/en/3SE52323RV40/all>**Image database (product images, 2D dimension drawings, 3D models, device circuit diagrams, EPLAN macros, ...)**[http://www.automation.siemens.com/bilddb/cax\\_de.aspx?mlfb=3SE52323RV40&lang=en](http://www.automation.siemens.com/bilddb/cax_de.aspx?mlfb=3SE52323RV40&lang=en)



last modified:

09.03.2015