

52124-1 ✓ ACTIVE



PIDG

TE Internal #: 52124-1

PIDG, Ring Terminals & Spade Terminals, Ring Tongue, 26 – 22AWG Wire Size, .12 – .4mm² Wire Size, 202 – 810CMA Wire Size, #10

[View on TE.com >](#)

Terminals & Splices > Ring Terminals & Spade Terminals > PIDG RING TONGUE TERMINALS



Terminal & Splice Type: **Ring Tongue**

Wire Size: **202 – 810 CMA**

Ring & Spade Stud Size: **#10**

[All PIDG RING TONGUE TERMINALS \(422\)](#)

Features

Product Type Features

Shape Description	RING-041
Ring & Spade Stud Size	#10
Ring & Spade Barrel Type	Closed Barrel
Sealable	No
Insulated	Yes
Ring & Spade Wire/Cable Type	Regular Wire
Support Style	Insulation Support

Configuration Features

Number of Holes	1
Terminal Angle	Straight

Electrical Characteristics

Voltage (Max)	300 V
---------------	-------

Body Features

Inspection Slot	No
Insulation Sleeve Color	Yellow
Stripe Color	Yellow
Ring & Spade Plating Material	Copper, Tin

Contact Features



Terminal & Splice Type	Ring Tongue
------------------------	-------------

Ring & Spade Terminal Orientation	Straight
-----------------------------------	----------

Mechanical Attachment

Wire Insulation Support	With
-------------------------	------

Dimensions

Wire Size	202 – 810 CMA
-----------	---------------

Stud Diameter	4.82 mm[.19 in]
---------------	-----------------

Tongue Thickness	.79 mm[.031 in]
------------------	-----------------

Ring & Spade Overall Length	19.4 mm[.765 in]
-----------------------------	------------------

Ring & Spade Wire Insulation Diameter (Max)	2.08 mm[.082 in]
---	------------------

Ring & Spade Wire Insulation Diameter	1.27 – 2.08 mm[.05 – .082 in]
---------------------------------------	-------------------------------

Usage Conditions

Insulation Requirement	Partially Insulated
------------------------	---------------------

Operating Temperature Range	105 °C[221 °F]
-----------------------------	----------------

Operation/Application

Heavy Duty	No
------------	----

Industry Standards

Government Qualified	No
----------------------	----

Packaging Features

Packaging Quantity	1000
--------------------	------

Ring & Spade Packaging Method	Loose Piece
-------------------------------	-------------

Product Compliance

[For compliance documentation, visit the product page on TE.com>](#)

EU RoHS Directive 2011/65/EU	Compliant
------------------------------	-----------

EU ELV Directive 2000/53/EC	Compliant
-----------------------------	-----------

China RoHS 2 Directive MIIT Order No 32, 2016	No Restricted Materials Above Threshold
---	---

EU REACH Regulation (EC) No. 1907/2006	Current ECHA Candidate List: JAN 2021 (211) Candidate List Declared Against: JAN 2021 (211) Does not contain REACH SVHC
--	---

Halogen Content	Low Halogen - Br, Cl, F, I < 900 ppm per homogenous material. Also BFR/CFR/PVC
-----------------	--

Free

Solder Process Capability

Not applicable for solder process capability

Product Compliance Disclaimer


This information is provided based on reasonable inquiry of our suppliers and represents our current actual knowledge based on the information they provided. This information is subject to change. The part numbers that TE has identified as EU RoHS compliant have a maximum concentration of 0.1% by weight in homogenous materials for lead, hexavalent chromium, mercury, PBB, PBDE, DBP, BBP, DEHP, DIBP, and 0.01% for cadmium, or qualify for an exemption to these limits as defined in the Annexes of Directive 2011/65/EU (RoHS2). Finished electrical and electronic equipment products will be CE marked as required by Directive 2011/65/EU. Components may not be CE marked. Additionally, the part numbers that TE has identified as EU ELV compliant have a maximum concentration of 0.1% by weight in homogenous materials for lead, hexavalent chromium, and mercury, and 0.01% for cadmium, or qualify for an exemption to these limits as defined in the Annexes of Directive 2000/53/EC (ELV). Regarding the REACH Regulation, the information TE provides on SVHC in articles for this part number is based on the latest European Chemicals Agency (ECHA) 'Guidance on requirements for substances in articles' posted at this URL: <https://echa.europa.eu/guidance-documents/guidance-on-reach>

Compatible Parts



REPRESENTATION ONLY TE

TE Part # 46121
DAHT PG PIDG 26-22 ASSY




TE Part # 59275
T-HEAD PIDG PG SH 26-20 ASSY




TE Part # 69344
PIDG 26-22 DIE SET

Also in the Series | PIDG




Compression Connectors(17)




Crimp Terminal Housings(1)




Crimp Wire Pins, Tabs & Ferrules(41)




Knife Disconnects(11)




PCB Terminals(9)




Portable Crimp Tools(2)



Quick Disconnects(53)



Ring Terminals & Spade Terminals(862)

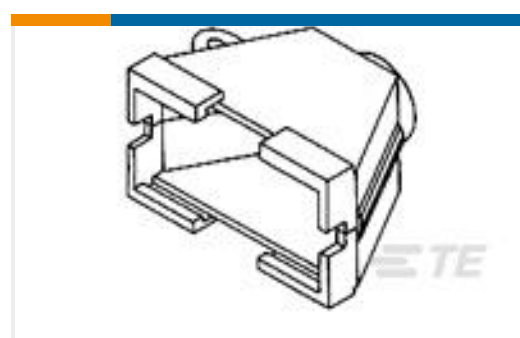


Special Purpose Terminals(1)



Splices(48)

Customers Also Bought

TE Part #147873-1
SWITCH,TACT,SMT,J-LEAD,5.0MMTE Part #1676220-2
RN 0805 1K07 0.1% 10PPM 1KRLTE Part #1676249-2
RN 0805 20K5 0.1% 10PPM 1KRLTE Part #1676301-2
RN 0805 30K9 0.1% 10PPM 1KRLTE Part #1676393-2
RN 0805 60K4 0.1% 10PPM 1KRLTE Part #1445510-3
MINI CPCTE Part #1676385-1
RN 0805 5K11 0.1% 10PPM CUT LENGTHTE Part #1658662-1
D-Sub Crimp Recpt Signal 25 Posn,
Socket Size 20, Shell Size 3TE Part #CV3299-000
RW-175-3/64-X-STKTE Part #1-350374-9
12P STR/REL HNGD

Documents

Product Drawings

[TERMINAL, PIDG, R 26-22 10](#)

English

CAD Files

[3D PDF](#)

3D

[Customer View Model](#)

[ENG_CVM_CVM_52124-1_H.2d_dxf.zip](#)



English

Customer View Model

[ENG_CVM_CVM_52124-1_H.3d_igs.zip](#)

English

Customer View Model

[ENG_CVM_CVM_52124-1_H.3d_stp.zip](#)

English

By downloading the CAD file I accept and agree to the [Terms and Conditions](#) of use.

Product Specifications

[Application Specification](#)

English

Product Environmental Compliance

[Product Compliance](#)

English

[Product Compliance](#)

English