


Weller®

Soldering Stations



COOPER Hand Tools

Matrix



	WS 51	WS 81	WSD 81	WSD 161	WSD 151
 LR 21 SOLDERING PENCIL (KH 20 support for LR 21)	■	■	■	■	■
 LR 82 SOLDERING PENCIL (KH 27 support for LR 82)		■	■	■	■
 WSP 80 SOLDERING PENCIL (WHP 80 support for WSP 80)		■	■	■	■
 WSP 150 SOLDERING PENCIL (KH 27 support for WSP 150)				■	■
 MPR 80 ANTISTATIC PERITRONIC SOLDERING PENCIL (KH 25P and AK 21 supports)		■	■	■	■
 WMP MICRO SOLDERING PENCIL (WPHM support for WMP)			■	■	■
 WST 20 THERMAL STRIPPING TOOL WITH SUPPORT	■	■	■	■	■
 WHP 80 HEATING PLATE		■	■	■	■
 WTA 50 HEATED TWEEZER (AK 51 support for WTA 50)	■	■	■	■	■
 WSB 80 TEMPERATURE CONTROLLED SOLDER BATH		■	■	■	■
 WCB 2 CALIBRATION UNIT			■	■	■



Lead Free Soldering with Weller Tools*

Why Lead Free?

Based on the global ambitions of pollution prevention, starting from July, 1st 2006, the European Community laws request to use only lead free tin for soldering.

Why Weller?

Weller has a long experience with lead free solder. Our customers in Japan and China are successfully working with Weller soldering equipment and lead free solder since many years. The Weller Silver Line

technique has proven its quality and performance. Your company should benefit as well from our knowledge and experience.

Tools that Facilitate your Work when Soldering with Lead Free Solder

The Weller soldering iron WSP 80 is accurately adjustable to every solder task. The LT LF tip series offers a lot of special types for use with lead free solder.



More Powerful.

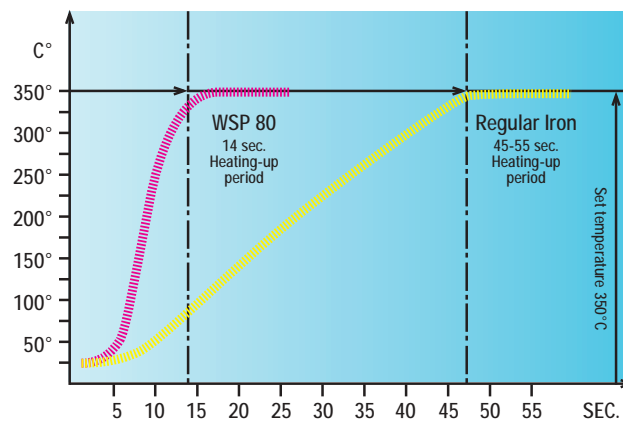
Two 80W stations, the WS 81 and WSD 81, increase the ability to work on high-mass components where a greater controlled power is required.

The digital stations WSD 81, WSD 151 and WSD 161 are able to display the set, read and actual temperatures. The WSD 161 also has dual outputs to drive 2 x WSP 80 soldering irons which are supplied with the station. The outputs are able to be set at different temperatures and can be individually switched on/off.

To meet the requirements of high temperature soldering or applications needing high power, the WSD 151 can be set to a temperature of 550 deg C.

All of these stations are able to drive any of the "Temtronic" tools compatible with the rating of the stations.

For users who prefer to control the temperature of the soldering iron by changing the tip, the WTCP 51 is the latest version of the tried and tested Magnastat controlled tool.



Faster.

The heating elements in the WSP 80 and WSP 150 soldering irons are designed in such a way that the thermal energy generated by the element is passed to the patented low mass bits by thermal conduction. As a result the soldering irons have faster heat up and recovery times than other conventional tools.

The effect of this rapid recovery rate is that there is very little temperature loss at the tip when making high mass or rapid soldering joints. Therefore making these tools ideally suited for production line applications. All of Wellers electronically controlled soldering, desoldering and rework stations meet the current ESD safety requirements.

* Further information on www.cooperhandtools.com/europe

Control.

Weller leads the market with a growing generation of temperature-controlled stations and tools. They are more powerful, faster, intelligent and reliable than ever before. These small, good-looking stations easily connect to a variety of new and existing Weller soldering irons and accessories to provide greater flexibility and put you firmly in control of all your workbench needs.

More Intelligent.

All of the digital stations have the added facility of being able to be programmed from the WCB 2 control box. This feature allows temperature offset, temperature lock out and temperature set back with automatic switch off to be set.

The processor in these stations is able to recognise which tool is in use and calibrate the station output so that any tool compatible with the rating of the station can be driven and controlled, without the need to recalibrate. The adjustments can be audited according to ISO standards.



Greater Flexibility.

All five of the electronically controlled stations are able to drive the range of "Temtronic" tools, provided the tool is compatible with the rating of the station. The matrix will let you plan your workbench to ensure you have the best connections Weller can bring.

Reworking and Repair.

The Weller WAD 101 hot air station, WDD 81V desoldering station and WDD 161V rework station are natural partners of the Weller SL series of soldering stations. Equally powerful, fast, intelligent and reliable, the WAD 101, WDD 81V and WDD 161V provide you with total flexibility to control the most

demanding rework/repair task. For full details of connecting tools, tips, nozzles and accessories, refer to the latest CooperTools Electronics Price List.



WAD 101 hot air station



WDD 161V rework station






























WDD 81V desoldering station

Weller Digital Soldering Station












WSD 81 Soldering station

Tips for the WSP 80, WSP 80FE and MPR 80 Soldering pencils:*

								
LT 1 Ø 0,25 mm Round tip 5 44 435 99	LT 1L Ø 0,2 mm Round tip 5 44 423 99	LT 1S Ø 0,2 mm Round tip 5 44 436 99	LT AS Ø 1,6 mm Round tip 5 44 404 99	LT CS Ø 3,2 mm Round tip 5 44 411 99	LT H 0,8 mm Chisel tip 5 44 437 99	LT F 1,2 mm Chisel tip 5 44 408 99	LT K 1,2 mm Chisel tip 5 44 438 99	LT A 1,6 mm Chisel tip 5 44 440 99
								
LT L 2,0 mm Chisel tip 5 44 414 99	LT B 2,4 mm Chisel tip 5 44 405 99	LT C 3,2 mm Chisel tip 5 44 407 99	LT M 3,2 mm Chisel tip 5 44 415 99	LT D 4,6 mm Chisel tip 5 44 409 99	LT 4 Sloped tip 5 44 439 99	LT GW Ø 3,2 mm Sloped tip 5 44 410 99	LT S Ø 0,4 mm Conical tip 5 44 406 99	LT 1LX Ø 0,2 mm Bent tip 5 44 424 99
								
LT HX 0,8 mm Bent tip 5 44 420 99	LT 4X Ø 1,2 mm Bent tip 5 44 428 99	LT AX Ø 1,6 mm Bent tip 5 44 427 99	LT 1X Ø 2,0 mm Bent tip 5 44 425 99	LT 1SLX Ø 2,0 mm Bent tip 5 44 426 99	LT ALX 1,6 mm Bent tip 5 44 443 99	LT BX 2,4 mm Bent tip 5 44 442 99	LT Adaptor For SMD tips 5 44 417 99	LT BB 2,4 mm sloped tip 5 44 444 99

Tips for the WSP 150 Soldering pencil:

								
LT CC 3,2 mm sloped tip 5 44 445 99	LT Measuring tip 5 44 416 99	LHT D 5 mm Chisel tip 5 44 452 99	LHT E 7 mm Chisel tip 5 44 451 99	LHT F 10 mm Chisel tip 5 44 450 99	LHT DX 5 mm Chisel tip 5 44 462 99	LHT EX 7 mm Chisel tip 5 44 461 99	LHT FX 10 mm Chisel tip 5 44 460 99	LHT Calibration tip 5 44 453 99

* Different tips for lead free applications see Electronics Price List or on www.cooperhandtools.com/europe

Here's the line-up of the new Weller soldering stations.



Consists of:

- PU 51 Power unit
5 32 326 99
(UK: 5 32 323 99)
- LR 21 Pencil
5 25 106 99
- KH 20 Holder
5 15 020 99

- Analogue control electronics
- Protection class 1
- Antistatic housing
- Temperature control infinitely variable from 150°C - 450°C with potentiometer
- All Temtronic tools up to 50W may be connected
- Accuracy ±2% of final value
- Visual control with LED
- Equipotential bonding (normal state hard grounded)
- Includes safety rest for the soldering tool
- Dimensions - 166 x 115 x 101 mm (L x W x H)
- Order No: 5 32 306 99 (UK: 5 32 303 99)

Consists of:

- PU 81 Power unit
5 32 526 99
(UK: 5 32 523 99)
- WSP 80 Pencil
5 29 161 99
- WPH 80 Holder
5 15 140 99

- Analogue control electronics
- Protection class 1
- Antistatic housing
- Temperature control from 150°C - 450°C adjustable with potentiometer
- All Temtronic tools up to 80W may be connected
- Accuracy ±2% of final value
- Visual control with LED
- Equipotential bonding (normal state hard grounded)
- Includes safety rest for the soldering tool
- Dimensions - 166 x 115 x 101 mm (L x W x H)
- Order No: 5 32 506 99 (UK: 5 32 503 99)

Consists of:

- PUD 81 Power unit
5 32 626 99
(UK: 5 32 623 99)
- WSP 80 Pencil
5 29 161 99
- WPH 80 Holder
5 15 140 99

- Digital control electronics
- Protection class 1
- Equipotential bonding (normal state hard grounded)
- Antistatic housing
- Temperature control from 50°C - 450°C adjustable with buttons
- Automatic tool recognition
- All Temtronic tools up to 80W may be connected
- Calibration box may be connected for time (setback) and locking functions (lock-out)
- 3-position digital display for PRESET and READ VALUE
- Accuracy ±2% of final value
- Includes safety rest for the soldering tool
- Dimensions - 166 x 115 x 101 mm (L x W x H)
- Order No: 5 32 606 99 (UK: 5 32 603 99)

Consists of:

- PUD 161 Power unit
5 32 726 99
(UK: 5 32 723 99)
- WSP 80 Pencil (2 x)
5 29 161 99
- WPH 80 Holder (2 x)
5 15 140 99

- Digital control electronics
- Protection class 1
- Equipotential bonding (normal state hard grounded)
- Antistatic housing
- Two independent temperature controls from 50°C - 450°C adjustable with buttons
- Automatic tool recognition
- All Temtronic tools up to 2 x 80W may be connected
- Calibration box may be connected for time (setback) and locking functions (lock-out)
- 3-position digital display, for both channels PRESET and READ VALUE may be switched over via button
- Accuracy ±2% of final value
- Dimensions - 166 x 115 x 101 mm (L x W x H)
- Order No: 5 32 706 99 (UK: 5 32 703 99)

Consists of:

- PUD 151 Power unit
5 32 786 99
(UK: 5 32 783 99)
- WSP 150 Pencil
5 29 170 99
- KH 27 Holder
5 15 027 99

- Digital control electronics
- Protection class 1
- Equipotential bonding (normal state hard grounded)
- Temperature control from 50°C-550°C adjustable with buttons, automatically limited to 450°C if any tool other than the WSP 150 pencil is connected
- Automatic tool recognition
- All Temtronic tools up to 150W may be connected
- Calibration box may be connected for time (setback) and locking functions (lock-out)
- 3-position digital display for PRESET and READ VALUE
- Accuracy ± 2% of final value
- Includes safety rest for the soldering tool
- Dimensions - 166 x 115 x 101 mm (L x W x H)
- Order No: 5 32 766 99 (UK: 5 32 763 99)

Consists of:

- P 51 Power unit
5 32 226 99
(UK: 5 32 223 99)
- TCP Pencil
5 32 105 99
- KH 20 Holder
5 15 020 99

- On/Off controller
- Magnastat System
- Protection class 1
- Antistatic housing
- Temperature control variable by tip exchange
- Hard grounded
- Includes safety rest for the soldering tool
- Dimensions - 166 x 115 x 101 mm (L x W x H)
- Order No: 5 32 206 99 (UK: 5 32 203 99)

E H n T ls

Cooper Industries

K hn lcs

GERMANY
Cooper Tools GmbH
Carl-Benz-Str. 2
74354 Besigheim
Tel: (07143) 580-0
Fax: (07143) 580-108

GREAT BRITAIN
Cooper Tools Ltd.
Suite 15, Coniston House
Towne Centre
Washington, Tyne & Wear
NE38 7RN
Tel: (0191) 419 7700
Fax: (0191) 417 9421

FRANCE
Cooper Tools S.A.S
25 Avenue Maurice Chevalier
77330 Ozoir La Ferrière
Tel: (1) 60.18.55.40
Fax: (1) 64.40.33.05

ITALY
Cooper Italia S.p.A.
Viale Europa 80
20090 Cusago (MI)
Tel: (02) 9033101
Fax: (02) 90394231

SWITZERLAND
Erem S.A.
Rue de la Roselière 8
1400 Yverdon les Bains
Tel: (024) 426 12 06
Fax: (024) 425 09 77