

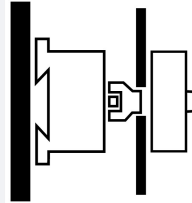




DC switch-disconnector, 2 pole, 80 A, with grey knob, rear mounting

Part no. DDC-80/2
Article no. 6098923

Delivery programme

Product range			DC switch-disconnector Main switch maintenance switch
Part group reference			DDC with grey knob
Information about equipment supplied			auxiliary contact fitted by user.
Number of poles			2 pole
Auxiliary contacts			
		N/O	1
		N/C	1
Degree of Protection			IP20
Design			rear mounting
			
Rated uninterrupted current	I_u	A	80

Technical data

General

Standards			IEC/EN 60947, VDE 0660, IEC/EN 60204, Switch-disconnector according to IEC/EN 60947-3
Certifications			CE, RoHs
Ambient temperature			
Storage	θ	°C	-40 - +80
Overvoltage category/pollution degree			III/3
Rated impulse withstand voltage	U_{imp}	kV	8
Rated insulation voltage	U_i	V	1100
Mounting position			As required
Protection against direct contact when actuated from front (EN 50274)			Finger and back-of-hand proof

Contacts

Mechanical variables			
Number of poles			2 pole
Auxiliary contacts			
		N/O	1
		N/C	1
Electrical characteristics			
Rated uninterrupted current	I_u	A	80
Note on rated uninterrupted current I_u			Rated uninterrupted current I_u is specified for max. cross-section.
Rated short-time withstand current (1 s current)	I_{cw}	A_{rms}	3000
Note on rated short-time withstand current I_{cw}			Current for a time of 1 second
Rated short-circuit making capacity	I_{cm}	kA_{eff}	4.3

Switching capacity

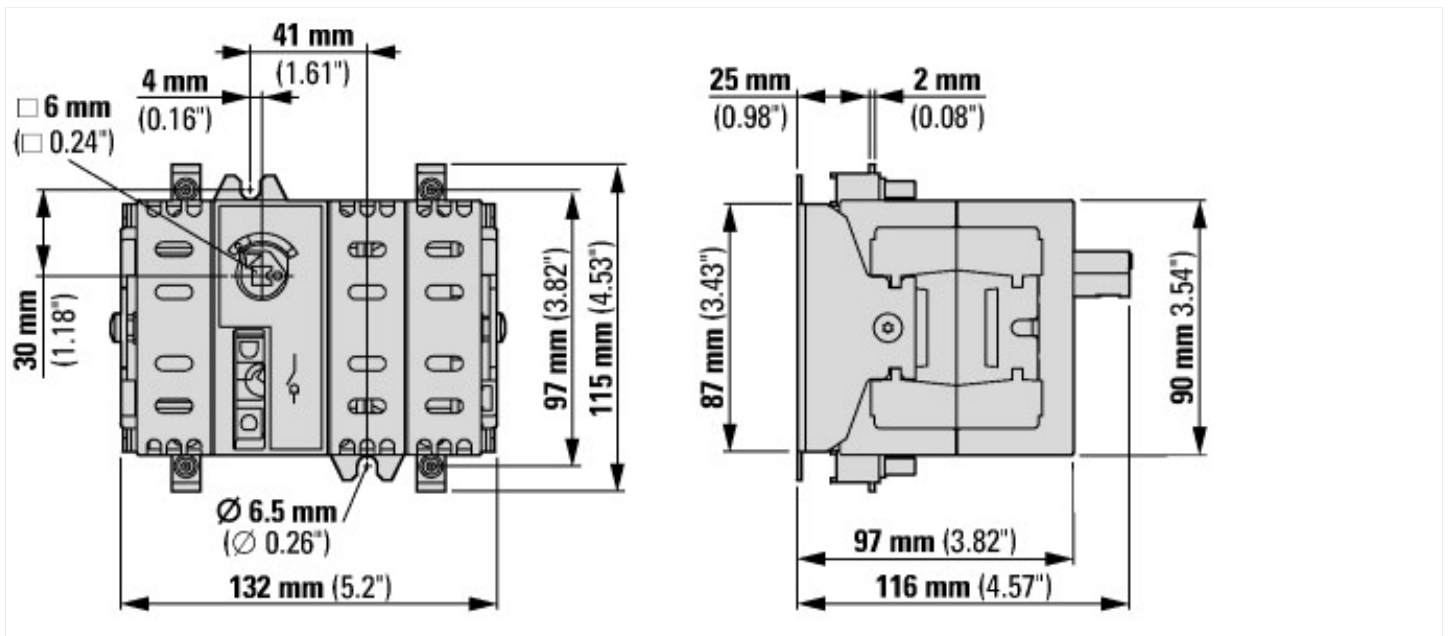
Lifespan, mechanical	Operations	10000
----------------------	------------	-------

DC			
Utilization category DC21B			
Rated operational current switch			
480 V	I_e	A	80
600 V	I_e	A	80
1000 V	I_e	A	80

Terminal capacities

Solid		mm ²	6 - 35
Flexible with ferrules to DIN 46228		mm ²	
flexible		mm ²	6 - 25
Max. tightening torque		Nm	3

Dimensions



Additional product information (links)

IL008021ZU Switch disconnecter DDC, DC-Switch (Box 0)	
IL008021ZU Switch disconnecter DDC, DC-Switch (Box 0)	ftp://ftp.moeller.net/DOCUMENTATION/AWA_INSTRUCTIONS/IL008021ZU2015_12.pdf
Technical overview cam switch, switch-disconnector	http://de.ecat.moeller.net/flip-cat/?edition=HPLTEv1&startpage=4.2
System overview cam switch T	http://de.ecat.moeller.net/flip-cat/?edition=HPLTEv1&startpage=4.4
System overview switch-disconnector P	http://de.ecat.moeller.net/flip-cat/?edition=HPLTEv1&startpage=4.6
Key to part numbers Cam switch	http://de.ecat.moeller.net/flip-cat/?edition=HPLTEv1&startpage=4.8
Key to part numbers Switch-disconnector	http://de.ecat.moeller.net/flip-cat/?edition=HPLTEv1&startpage=4.8
Switches for ATEX	http://www.coopercrouse-hinds.eu/en/products/25-ex-safety-and-main-current-switches.html