



Figure can vary

Part no.: 50106831
US 60-450 W
Deflecting mirror

Contents

- Technical data
- Dimensioned drawings
- Accessories

Part no.: 50106831 – US 60-450 W – Deflecting mirror

Technical data

Basic data

Contains	2x M6 sliding block
Type, columns and mirrors	Surface deflecting mirror

Mechanical data

Dimension (W x H x L)	25 mm x 68 mm x 520 mm
Net weight	1,000 g
Housing color	Yellow, RAL 1021
Type of fastening	Groove mounting Swivel mount
Suitable for sensor	Stationary bar code readers
Mirror length	510 mm
Mirror width	60 mm

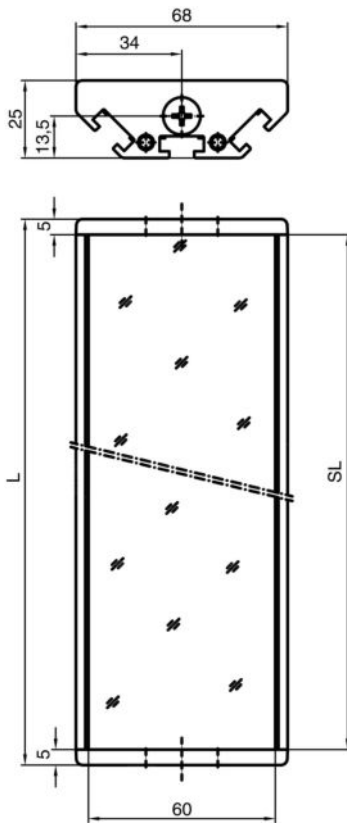
Classification

Customs tariff number	70099200
eCl@ss 8.0	27279207
eCl@ss 9.0	27273605
ETIM 5.0	EC002467
ETIM 6.0	EC002467

Dimensioned drawings

All dimensions in millimeters

Mirror



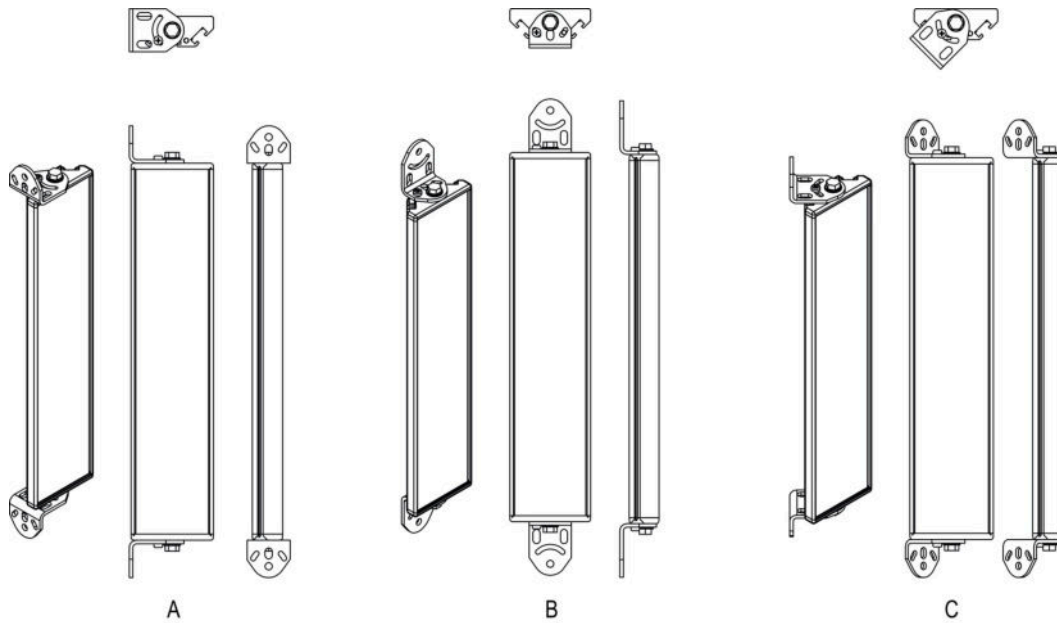
L Length = 520 mm
 SL Mirror length = 510 mm

Mounting distances



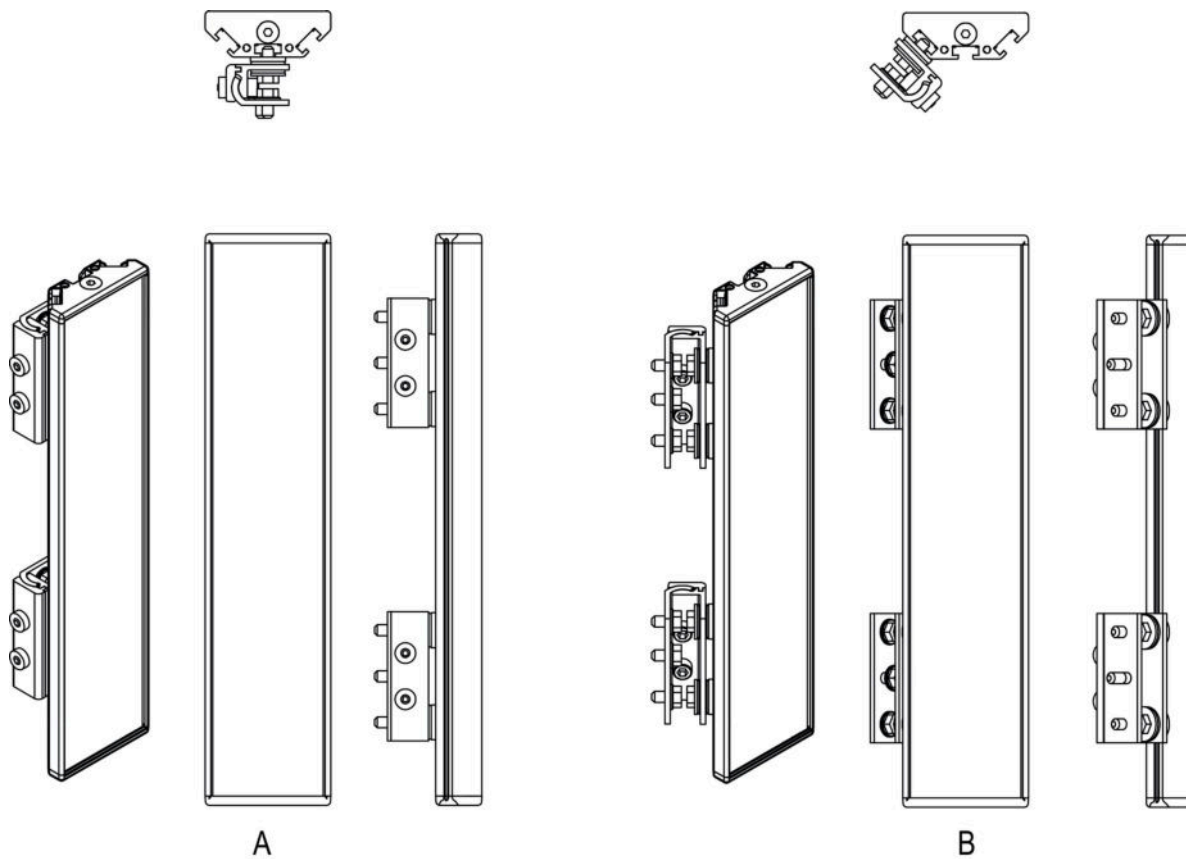
A Max. 500 mm

Mounting with BT-2UM60 standard bracket



A Lateral
 B Rear side
 C Adjustable at an angle (0 - 90°)

Mounting with BT-2SB10 swiveling mounting bracket





A Rear side
 B Lateral 45°

Part no.: 50106831 – US 60-450 W – Deflecting mirror

Accessories

Mounting technology - Swivel mounts

	Part no.	Designation	Article	Description
	424422	BT-2SB10	Mounting bracket set	Contains: 2x BT-SB10 Design of mounting device: Mounting clamp Fastening, at system: Through-hole mounting Mounting bracket, at device: Clampable, On the lateral C-groove Type of mounting device: Swiveling Swivel range: -8 ... 8 ° Material: Metal
	430105	BT-2UM60	Mounting bracket	Fastening, at system: Through-hole mounting Mounting bracket, at device: Screw type Material: Metal

Note

A list with all available accessories can be found on the Leuze electronic website in the Download tab of the article detailed page.