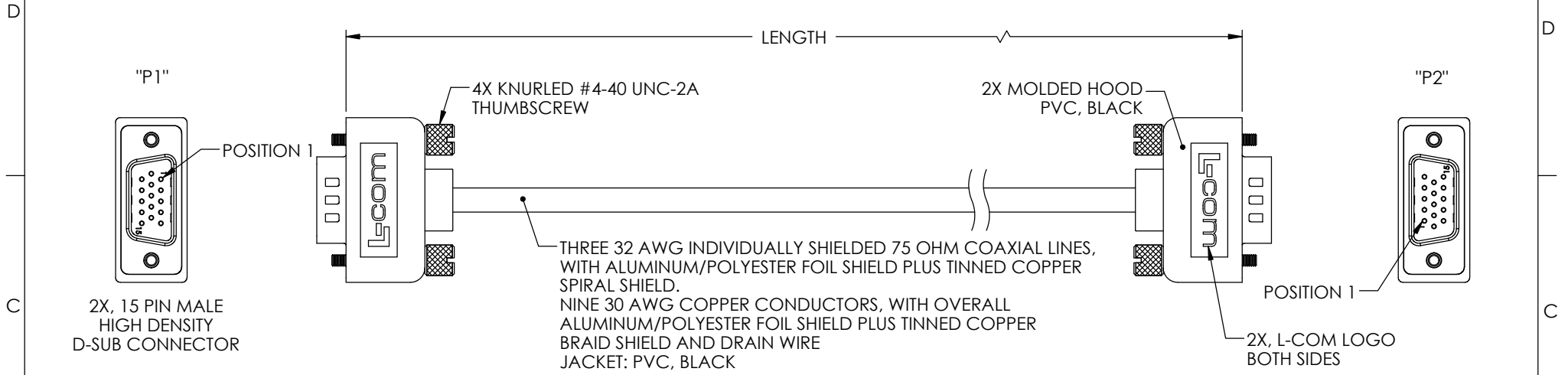


THE INFORMATION CONTAINED IN THIS DRAWING IS THE SOLE PROPERTY OF L-COM, INC. ANY REPRODUCTION IN PART OR WHOLE WITHOUT THE WRITTEN PERMISSION OF L-COM, INC. IS PROHIBITED.

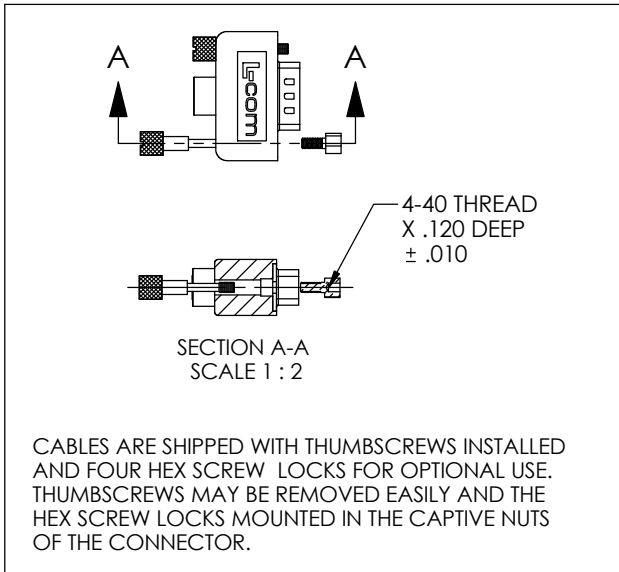
RoHS Compliant ✓

REVISIONS			
REV	DESCRIPTION	DATE	APPROVED
H	ECN 3339: CN RELEASE	5/19/02	D.CASTRO
J	ECN 3450: DELETED HEX SCREW DIMS.	8/6/08	D.CASTRO
K	ECN 6638: UPDATED FORMAT, PACKAGING, AND LOGOS	1/25/13	D. DESJARDIN

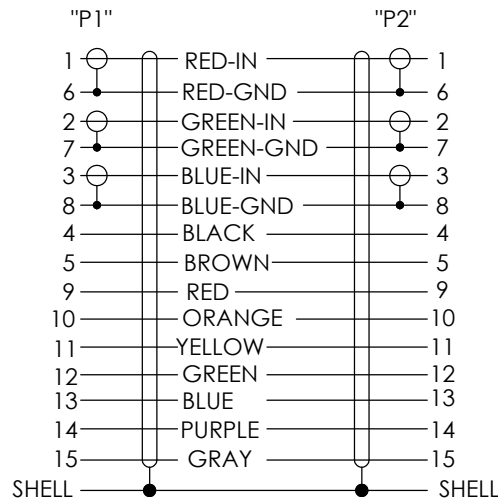


NOTES:

1. CABLE SHALL BE TESTED FOR CONTINUITY.
2. CABLE SHALL BE INDIVIDUALLY PACKAGED IN ACCORDANCE WITH L-COM SPECIFICATION PS-0031.



WIRING MAP



PART NUMBER	FEET [METERS]
CTL3VGAMM-5T	5.0 [1.52]
CTL3VGAMM-10T	10.0 [3.05]
CTL3VGAMM-15T	15.0 [4.57]
CTL3VGAMM-25T	25.0 [7.62]
CTL3VGAMM-50T	50.0 [15.24]

UNLESS OTHERWISE SPECIFIED, DIMENSIONS ARE IN INCHES [mm] OVERALL CABLE LENGTH TOLERANCE: ≤ 12 [305] = +1 [25] / -0 >12 [305] ≤ 60 [1524] = +2 [51] / -0 >60 [1524] ≤ 120 [3048] = +4 [102] / -0 >120 [3048] ≤ 300 [7620] = +6 [152] / -0 >300 [7620] = +3% / -0% ALL OTHER DIMENSIONAL TOLERANCES: .X = ± .2 .XX = ± .02 .XXX = ± .005	APPROVALS TJC CHECKED BY DFP APPROVED BY ZW	DATE 12/6/00 1/9/01 2/7/01	45 BEECHWOOD DRIVE NORTH ANDOVER, MA 01845	
	CONFIGURATION DETAILS OF UNDIMENSIONED FEATURES MAY VARY			CATEGORY AUDIO/VIDEO
	PROJECTION 	COLOR VARIATIONS MAY OCCUR	SIZE A	FSCM NO. 43321
	DWG. NO. CTL3VGAMM-T		REV. K	SCALE: NONE CAD FILE: CTL3VGAMM-T.SLDDRW SHEET 1 OF 1