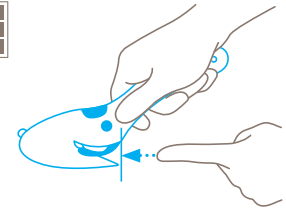


TECHNICAL DATA SHEET

SECUMAX EASYSAFE NO. 121001

Safety technology



Concealed blade – a maximum degree of safety

The SECUMAX EASYSAFE blade is not an open one, but is hidden from people and goods. This provides you with a maximum degree of safety from cut injuries and from damage to goods.



SAFETY KNIFE WITH CONCEALED BLADE, ESPECIALLY FOR CUTTING FOIL AND PAPER.

Order No. 121001.02

It's all easy. It's all safe.

The SECUMAX EASYSAFE convince with its special features. The prominent and pointed nose of the cutting tool easily pierces plastic sacks and foil-wrapped pallets. The concealed blade easily cuts the sacks and foil. An integrated plastic 'material-guide' makes cutting thin film and paper sheets easier; even individual layers won't jam. And thin textiles and plastic strapping? No problem for the concealed blade!

For people and goods

The concealed blade provides reliable protection to you and your goods. And your company? It benefits too, naturally. Productivity is high when everything goes smoothly.

4-times usable blade

Why do you benefit more from your blade? With its four sharp edges, it can be rotated four times. That's why. The result? Blade life is quadrupled and you stay sharp for longer.

Ergonomic handle

Your cutting tool never leaves your hand? Then it is even more important that it is as comfortable as possible, and that it causes as little fatigue as possible. The ergonomic handle is designed with you in mind.

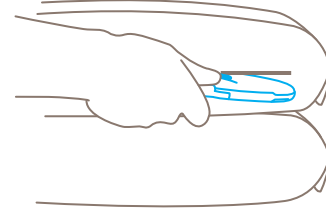
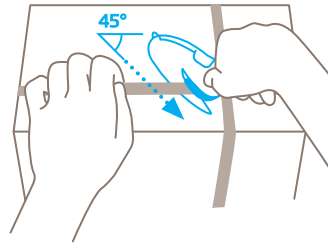
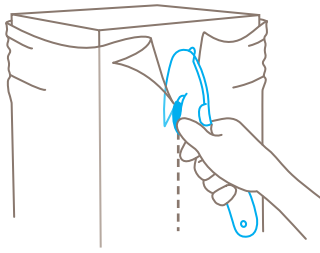
Lockable blade

This cutter is lockable. With a specially shaped key, you can lock it, and thereby prohibit blade change. This is a particularly interesting feature for all conscientious work places.

For packaging tape

You might be wondering what the small metal plate on the top side of the SECUMAX EASYSAFE does... Try it out! Set the plate against the tape of a taped box, apply enough pressure to piece the tape, and slice!

USAGE



PRODUCT FEATURES

Technical features



Maximum safety



Tool-less blade change



Abrasion resistant



Very ergonomic



4-times usable blade



Cutting depth



Tape splitter



For right and left hander



Lanyard hole



Printable for promotional purposes

Main cutting materials



Wrapping, stretch, and shrink foil



Plastic strapping band



Bagged goods



Layers of foil or paper



Cardboard: 1-ply



Tape



Yarn, cord



Safety belt



Textile, material

Installed blade



NO. 45
0.30 mm

Optional blade



NO. 145
0.30 mm, stainless

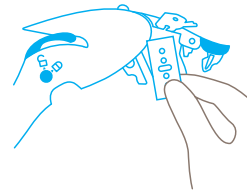
BLADE CHANGE



Use the locking key to **unlock the blade change mechanism** ("lock open").



With two fingers, **disengage the blade holder** and swing it open.



You can now lift up the blade cover to either **rotate or change** the blade.



Finally, close the blade cover and push the blade holder **back into the handle**. With a click, everything is in place.

SERVICES OFFERED



Safety poster



Training video



Technical data sheet



Consulting service

PRODUCT AND PACKAGING DETAILS

Order No.	NO. 121001.02	Packaging unit	1 in single unit box
Knife size (L x W x H)	207 x 10 x 66 mm	Size Single unit box	212 x 13 x 71 mm
Weight knife	66.3 g	Weight single unit box	82.0 g
Basic material	Glass fibre reinforced plastic	EAN Code single unit box	4002632919206
Cutting depth	6.6 mm	Quantity in outer pack	10 knives
		Size outer pack	114 x 95 x 215 mm
		Weight outer pack	883.3 g
		EAN Code outer pack	4002632970528
		Customs tariff number	82149000

SAFETY CERTIFICATE

Date of issue	15.06.2012
Certification	GS certificate NO. S 60077225

Certificates and awards



ENVIRONMENT

This SECUMAX EASYSAFE corresponds with the current REACH ordinance.

SECURITY ADVICE

To ensure that you use your new MARTOR knife safely and most effectively, please read and note the following user-instructions. Please keep the written guide in a safe place so that you can access it at any time.

1. General application instructions: Please use the product carefully for cutting work only and not for any purposes other than those that are intended. Please take the correct handling and the proper use of the knives into account in this regard.

2. Special application instructions to avoid the danger of injuries: Only use knives that are in perfect condition and have sharp, clean and undamaged blades. employ the utmost care when handling the knives.

CAUTION: The blade is sharp and can result in serious and deep cuts. Therefore, never reach into the blade! To reduce the danger of injuries, hold the hand that is being used to restrain and stabilise the cutting base in such a manner that the restraining hand or even other body parts are not endangered in the event that the knife slips.

3. Replacement of spare parts: Replace any blades that become dull at the right time! Use only the replacement blades

available at MARTOR for this purpose. Dispose of old blades in a proper fashion. They should not be placed in a waste paper bin, as this poses a considerable danger of injuries. Never perform any repairs yourself. If the knife displays signs of aging or other wear, e.g. function problems when changing the blade or in the handling of the blade pushers, then it must be rejected and replaced with a new one. Any modifications or manipulations to the product are prohibited, as they impair the product safety. **CAUTION:** There is an extremely high danger of injuries here!


4. Non-use of the knife: Always secure the blade in such a way that injuries due to cuts are excluded. Store the knife in a secure place.

5. Care instructions: Always keep the knife clean and do not expose it to unnecessary humidity to safeguard a long service life.

CAUTION: No liability will be assumed for consequential losses. Subject to technical changes and errors! This knife does not belong in the hands of children!

ACCESSORIES

LOCKING KEY EASYSAFE NO. 9890



You can lock the blade change of your SECUMAX EASYSAFE using this accessory. Locking blade change has no influence on blade performance. It simply enables blade change to be controlled by giving the sole rights to the person holding the key. An additional safety measure for particularly careful companies.

BELT HOLSTER S WITH CLIP NO. 9920




What do you do with your cutting tools when you are not actually using them? The MARTOR BELT HOLSTER S is a robust holder that allows you to carry all compact MARTOR cutters as well as our safety scissors at all times. In addition, the compartments are designed to allow you to load different tools: for example you can also carry a pen or a pack of blades. The MARTOR BELT HOLSTER is the ideal place to stow your tools safely when moving from A to B - and have them at hand, as soon as they are required.

USED BLADE CONTAINER NO. 9810



You can fill the USED BLADE CONTAINER with the content of your SAFEBOX. Or directly with your used blades. When the box is full, turn the lid until it shuts. Now the box cannot be reopened. The next step is to safely and completely dispose of the filled USED BLADE CONTAINER.

WALL MOUNT BRACKET USED BLADE CONTAINER NO. 9845



Include it in your order now! With this mounting bracket you can fix your USED BLADE CONTAINER to a central location. Use the clamp and screws and nuts supplied with the product to attach it to either a pipe or a rod.

SAFEBOX NO. 108000



The SAFEBOX is large enough to store a large number of used blades safely. And at the same time, it is compact enough to carry with you. The two slits are not only used for filling, but also to „shorten“ your snap-off blades. When your SAFEBOX is full, empty it into your USED BLADE CONTAINER.

MANUFACTURER

MARTOR KG | Heider Hof 60 | 42653 Solingen | Germany
T +49 212 25805-0 | F +49 212 25805-55 | info@martor.de | www.martor.com