

## Ground modular terminal block - UT 16-PE - 3044212

Please be informed that the data shown in this PDF Document is generated from our Online Catalog. Please find the complete data in the user's documentation. Our General Terms of Use for Downloads are valid (<http://phoenixcontact.com/download>)




Ground modular terminal block, Connection method: Screw connection, Cross section: 1.5 mm<sup>2</sup> - 25 mm<sup>2</sup>, AWG: 16 - 4, Width: 12.2 mm, Height: 54.4 mm, Color: green-yellow, Mounting type: NS 35/7,5, NS 35/15

### Why buy this product

- Tested for railway applications



### Key commercial data

Packing unit	50 pc
GTIN	 4 017918 977573
Weight per Piece (excluding packing)	46.85 g
Custom tariff number	85369010
Country of origin	Turkey

### Technical data

#### General

Number of levels	1
Number of connections	2
Color	green-yellow
Insulating material	PA
Inflammability class according to UL 94	V0
Area of application	Railway industry Mechanical engineering Plant engineering Process industry
Maximum load current	101 A (with 25 mm <sup>2</sup> conductor cross section)
Rated surge voltage	8 kV
Pollution degree	3
Surge voltage category	III

# Ground modular terminal block - UT 16-PE - 3044212

## Technical data

### General

Insulating material group	I
Connection in acc. with standard	IEC 60947-7-2
Maximum load current	101 A (with 25 mm <sup>2</sup> conductor cross section)
Nominal current I <sub>N</sub>	76 A (with 25 mm <sup>2</sup> conductor cross section)
Maximum load current	101 A (with 25 mm <sup>2</sup> conductor cross section)
Open side panel	ja
Test specification, oscillation, broadband noise	DIN EN 50155 (VDE 0115-200):2008-03
Test spectrum	Service life test category 1, class B, body mounted
Test frequency	f <sub>1</sub> = 5 Hz to f <sub>2</sub> = 150 Hz
ASD level	0.02 g <sup>2</sup> /Hz
Acceleration	0.8g
Test duration per axis	5 h
Test directions	X-, Y- and Z-axis
Oscillation, broadband noise test result	Test passed
Test specification, shock test	DIN EN 50155 (VDE 0115-200):2008-03
Shock form	Half-sine
Acceleration	5 g
Shock duration	30 ms
Number of shocks per direction	3
Test directions	X-, Y- and Z-axis (pos. and neg.)
Shock test result	Test passed
Temperature index, insulating material (DIN EN 60216-1 (VDE 0304-21))	120 °C

### Dimensions

Width	12.2 mm
End cover width	2.2 mm
Length	55.5 mm
Height	54.4 mm
Height NS 35/7,5	55 mm
Height NS 35/15	62.5 mm

### Connection data

Note	Please observe the current carrying capacity of the DIN rails.
Connection in acc. with standard	IEC 60947-7-2
Connection method	Screw connection
Note	Note: Product releases, connection cross sections and notes on connecting aluminum cables can be found in the download area.
Conductor cross section solid min.	1.5 mm <sup>2</sup>
Conductor cross section solid max.	25 mm <sup>2</sup>
Conductor cross section AWG/kcmil min.	16
Conductor cross section AWG/kcmil max	4

# Ground modular terminal block - UT 16-PE - 3044212

## Technical data

### Connection data

Conductor cross section stranded min.	1.5 mm <sup>2</sup>
Conductor cross section stranded max.	25 mm <sup>2</sup>
Min. AWG conductor cross section, stranded	16
Max. AWG conductor cross section, stranded	4
Conductor cross section stranded, with ferrule without plastic sleeve min.	1 mm <sup>2</sup>
Conductor cross section stranded, with ferrule without plastic sleeve max.	16 mm <sup>2</sup>
Conductor cross section stranded, with ferrule with plastic sleeve min.	1 mm <sup>2</sup>
Conductor cross section stranded, with ferrule with plastic sleeve max.	16 mm <sup>2</sup>
2 conductors with same cross section, solid min.	1 mm <sup>2</sup>
2 conductors with same cross section, solid max.	6 mm <sup>2</sup>
2 conductors with same cross section, stranded min.	1 mm <sup>2</sup>
2 conductors with same cross section, stranded max.	6 mm <sup>2</sup>
2 conductors with same cross section, stranded, TWIN ferrules with plastic sleeve, min.	0.75 mm <sup>2</sup>
2 conductors with same cross section, stranded, TWIN ferrules with plastic sleeve, max.	10 mm <sup>2</sup>
2 conductors with same cross section, stranded, ferrules without plastic sleeve, min.	1 mm <sup>2</sup>
2 conductors with same cross section, stranded, ferrules without plastic sleeve, max.	6 mm <sup>2</sup>
Stripping length	14 mm
Internal cylindrical gage	A7
Screw thread	M5
Tightening torque, min	2.5 Nm
Tightening torque max	3 Nm

## Classifications

### eCl@ss

eCl@ss 4.0	27141118
eCl@ss 4.1	27141118
eCl@ss 5.0	27141118
eCl@ss 5.1	27141118
eCl@ss 6.0	27141141
eCl@ss 7.0	27141141
eCl@ss 8.0	27141141

### ETIM

ETIM 2.0	EC000901
ETIM 3.0	EC000901
ETIM 4.0	EC000901

# Ground modular terminal block - UT 16-PE - 3044212

## Classifications

### ETIM

ETIM 5.0	EC000901
----------	----------

### UNSPSC

UNSPSC 6.01	30211811
UNSPSC 7.0901	39121410
UNSPSC 11	39121410
UNSPSC 12.01	39121410
UNSPSC 13.2	39121410

## Approvals

### Approvals

---

#### Approvals

CSA / UL Recognized / VDE Zeichengenehmigung / cUL Recognized / GL / RS / IECCEB Scheme / EAC / cULus Recognized

---

#### Ex Approvals

IECEx / ATEX / UL Recognized / cUL Recognized / EAC Ex / cULus Recognized

---

#### Approvals submitted

---

### Approval details

CSA		
	B	C
mm <sup>2</sup> /AWG/kcmil	16-4	16-4

UL Recognized		
	B	C
mm <sup>2</sup> /AWG/kcmil	16-4	16-4

VDE Zeichengenehmigung	
mm <sup>2</sup> /AWG/kcmil	1.5-16

## Ground modular terminal block - UT 16-PE - 3044212

### Approvals

Nominal current IN	76 A
--------------------	------

cUL Recognized	
mm <sup>2</sup> /AWG/kcmil	16-4

GL
----

RS
----

IECEE CB Scheme	
mm <sup>2</sup> /AWG/kcmil	1.5-16
Nominal current IN	76 A

EAC
-----

cULus Recognized
------------------

### Accessories

#### Accessories

#### End cover

End cover - D-UT 16 - 3047206



End cover, Length: 52.8 mm, Width: 2.2 mm, Height: 47.3 mm, Color: gray

#### Jumper

## Ground modular terminal block - UT 16-PE - 3044212

### Accessories

Plug-in bridge - FBS 2-12 - 3005950



Plug-in bridge, Number of positions: 2, Color: red

---

### Labeled terminal marker

Zack marker strip - ZB 12 CUS - 0824942



Zack marker strip, can be ordered: Strip, white, labeled according to customer specifications, Mounting type: Snap into tall marker groove, for terminal block width: 12.2 mm, Lettering field: 10.5 x 12.15 mm

---


Marker for terminal blocks - ZB 12,LGS:L1-N,PE - 0812146



Marker for terminal blocks, Strip, white, labeled, Printed horizontally: L1, L2, L3, N, PE, Mounting type: Snap into tall marker groove, for terminal block width: 12.2 mm, Lettering field: 10.5 x 12.15 mm

---


Marker for terminal blocks - UC-TM 12 CUS - 0824613



Marker for terminal blocks, can be ordered: by sheet, white, labeled according to customer specifications, Mounting type: Snap into tall marker groove, for terminal block width: 12 mm, Lettering field: 11.45 x 10.5 mm

---

Marker for terminal blocks - UCT-TM 12 CUS - 0829630



Marker for terminal blocks, can be ordered: by sheet, white, labeled according to customer specifications, Mounting type: Snap into tall marker groove, for terminal block width: 12 mm, Lettering field: 10.8 x 9.6 mm

---

### Marker pen

## Ground modular terminal block - UT 16-PE - 3044212

### Accessories

Marker pen - X-PEN 0,35 - 0811228



Marker pen without ink cartridge, for manual labeling of markers, labeling extremely wipe-proof, line thickness 0.35 mm

---

### Mounting rail

DIN rail perforated - NS 35/ 7,5 PERF 2000MM - 0801733



DIN rail, material: steel galvanized and passivated with a thick layer, perforated, height 7.5 mm, width 35 mm, length: 2000 mm

---


DIN rail, unperforated - NS 35/ 7,5 UNPERF 2000MM - 0801681



DIN rail, material: Steel, unperforated, height 7.5 mm, width 35 mm, length: 2 m

---

DIN rail perforated - NS 35/ 7,5 WH PERF 2000MM - 1204119



DIN rail 35 mm (NS 35)

---

DIN rail - NS 35/ 7,5 WH UNPERF 2000MM - 1204122



DIN rail 35 mm (NS 35)

## Ground modular terminal block - UT 16-PE - 3044212

### Accessories

DIN rail, unperforated - NS 35/ 7,5 AL UNPERF 2000MM - 0801704



DIN rail, unperforated, Width: 35 mm, Height: 7.5 mm, Length: 2000 mm, Color: silver

---

DIN rail perforated - NS 35/ 7,5 ZN PERF 2000MM - 1206421



DIN rail, material: Galvanized, perforated, height 7.5 mm, width 35 mm, length: 2 m

---

DIN rail, unperforated - NS 35/ 7,5 ZN UNPERF 2000MM - 1206434



DIN rail, material: Galvanized, unperforated, height 7.5 mm, width 35 mm, length: 2 m

---

DIN rail, unperforated - NS 35/ 7,5 CU UNPERF 2000MM - 0801762



DIN rail, material: Copper, unperforated, height 7.5 mm, width 35 mm, length: 2 m

---

End cap - NS 35/ 7,5 CAP - 1206560



DIN rail end piece, for DIN rail NS 35/7.5

---



## Ground modular terminal block - UT 16-PE - 3044212

### Accessories

DIN rail perforated - NS 35/15 PERF 2000MM - 1201730



DIN rail, material: steel galvanized and passivated with a thick layer, perforated, height 15 mm, width 35 mm, length: 2000 mm

---

DIN rail, unperforated - NS 35/15 UNPERF 2000MM - 1201714



DIN rail, material: Steel, unperforated, height 15 mm, width 35 mm, length: 2 m

---

DIN rail perforated - NS 35/15 WH PERF 2000MM - 0806602



DIN rail 35 mm (NS 35)

---

DIN rail - NS 35/15 WH UNPERF 2000MM - 1204135



DIN rail 35 mm (NS 35)

---

DIN rail, unperforated - NS 35/15 AL UNPERF 2000MM - 1201756



DIN rail, deep drawn, high profile, unperforated, 1.5 mm thick, material: aluminum, height 15 mm, width 35 mm, length 2000 mm

---

## Ground modular terminal block - UT 16-PE - 3044212

### Accessories

DIN rail perforated - NS 35/15 ZN PERF 2000MM - 1206599



DIN rail, material: Galvanized, perforated, height 15 mm, width 35 mm, length: 2 m

---

DIN rail, unperforated - NS 35/15 ZN UNPERF 2000MM - 1206586



DIN rail, material: Galvanized, unperforated, height 15 mm, width 35 mm, length: 2 m

---

DIN rail, unperforated - NS 35/15 CU UNPERF 2000MM - 1201895



DIN rail, material: Copper, unperforated, 1.5 mm thick, height 15 mm, width 35 mm, length: 2 m

---

End cap - NS 35/15 CAP - 1206573



DIN rail end piece, for DIN rail NS 35/15

---

DIN rail, unperforated - NS 35/15-2,3 UNPERF 2000MM - 1201798



DIN rail, material: Steel, unperforated, 2.3 mm thick, height 15 mm, width 35 mm, length: 2 m

---

### Partition plate

## Ground modular terminal block - UT 16-PE - 3044212

### Accessories

Partition plate - TPNS-UK - 0706647



Partition plate, Length: 80 mm, Width: 2 mm, Height: 70 mm, Color: gray

---

### Planning and marking software

Software - CLIP-PROJECT ADVANCED - 5146040



Multilingual software for easy planning of Phoenix Contact on DIN rails together with the integrated TRABTECH-select software module for planning comprehensive surge protection concepts.

---

Software - CLIP-PROJECT PROFESSIONAL - 5146053



Multi-lingual software for terminal strip project planning. A marking module allows professional labeling of markers and labels for marking terminal blocks, conductors, cables and devices. The additionally integrated software module TRABTECH-select for planning comprehensive surge protection concepts.

---

### Reducing bridge

Reducing bridge - RB UT 16-(2,5/4) - 3047073



Reducing bridge, Number of positions: 2, Color: red

---

Reducing bridge - RB UT 16-ST(2,5/4) - 3047099



Reducing bridge, Number of positions: 2, Color: red

---

### Terminal marking

## Ground modular terminal block - UT 16-PE - 3044212


### Accessories

Zack marker strip - ZB 12:UNPRINTED - 0812120




Zack marker strip, Strip, white, unlabeled, can be labeled with: Plotter, Mounting type: Snap into tall marker groove, for terminal block width: 12.2 mm, Lettering field: 12 x 10.5 mm

Marker for terminal blocks - UC-TM 12 - 0819194



Marker for terminal blocks, Sheet, white, unlabeled, can be labeled with: BLUEMARK CLED, BLUEMARK LED, Plotter, Mounting type: Snap into tall marker groove, for terminal block width: 12 mm, Lettering field: 11.45 x 10.5 mm

Marker for terminal blocks - UCT-TM 12 - 0829144



Marker for terminal blocks, Sheet, white, unlabeled, can be labeled with: THERMOMARK CARD, BLUEMARK CLED, BLUEMARK LED, TOPMARK LASER, Mounting type: Snap into tall marker groove, for terminal block width: 12 mm, Lettering field: 10.8 x 9.6 mm

Warning label printed

Warning label - WS UT 16 - 3047374

Warning sign for UT terminal blocks



### Drawings

Circuit diagram

